

HELEN — MARQUIS



Builder: MARQUIS

LOA: 50' 0" (15.24m)

Year Built: 2011

Beam: 15' 11" (4.85m)

Model: Motor Yacht

Price: PRICE ON APPLICATION

Location: United States

Our experienced yacht broker, Andrey Shestakov, will help you choose and buy a yacht that best suits your needs **Helen — MARQUIS** from **our catalogue**. Presently, at **Shestakov Yacht Sales Inc.**, we have a wide variety of yachts available on **our sale's list**. We also work in close contact with all the big **yacht manufacturers** from all over the world.

If you would like to buy a yacht **Helen — MARQUIS** or would like help answering any questions concerning purchasing, selling or chartering a yacht, please call **+1(954)274-4435**

TABLE OF CONTENTS

TABLE OF CONTENTS	2
SPECIFICATIONS	6
Overview	6
Basic Information	6
Dimensions	6
Speed, Capacities and Weight	6
Accommodations	7
Hull and Deck Information	7
Engine Information	7
DETAILED INFORMATION	8
Construction	8
Engine Room	8
Mechanical	8
Electrical	9
Water & Holding Systems	9
Decks	9
Safety & Navigation	10
Cockpit & Swim Platform	10
Flybridge	11
Fly Bridge Helm	12
Lower Helm	12
Galley	13
Salon	13
Master Stateroom	14
VIP Stateroom	14
Guest Stateroom	15
Master Head	15
Guest Head	16

Exclusions	16
Disclaimer	17
PHOTOS	18
50 Marquis Sport Bridge 2011	18
50 Marquis Sport Bridge 2011	18
50 Marquis Sport Bridge 2011	18
50 Marquis Sport Bridge 2011	18
50 Marquis Sport Bridge 2011	18
50 Marquis Sport Bridge 2011	18
50 Marquis Sport Bridge 2011	18
50 Marquis Sport Bridge 2011	18
50 Marquis Sport Bridge 2011	18
50 Marquis Sport Bridge 2011	19
50 Marquis Sport Bridge 2011	19
50 Marquis Sport Bridge 2011	19
50 Marquis Sport Bridge 2011	19
50 Marquis Sport Bridge 2011	19
50 Marquis Sport Bridge 2011	19
50 Marquis Sport Bridge 2011	19
50 Marquis Sport Bridge 2011	19
50 Marquis Sport Bridge 2011	19
50 Marquis Sport Bridge 2011	19
50 Marquis Sport Bridge 2011	19
50 Marquis Sport Bridge 2011	19
50 Marquis Sport Bridge 2011	19
50 Marquis Sport Bridge 2011	20
50 Marquis Sport Bridge 2011	20
50 Marquis Sport Bridge 2011	20
50 Marquis Sport Bridge 2011	20
50 Marquis Sport Bridge 2011	20
50 Marquis Sport Bridge 2011	20
50 Marquis Sport Bridge 2011	20
50 Marquis Sport Bridge 2011	20
50 Marquis Sport Bridge 2011	21
50 Marquis Sport Bridge 2011	21

50 Marquis Sport Bridge 2011	24
50 Marquis Sport Bridge 2011	25
50 Marquis Sport Bridge 2011	25
50 Marquis Sport Bridge 2011	25
50 Marquis Sport Bridge 2011	25
50 Marquis Sport Bridge 2011	25
CONTACTS	26
Contact details	26
Telephones	26
Office hours	26
Address	26

SPECIFICATIONS

Overview

This **50 Marquis Sport Bridge 2011** has been exceptionally well maintained. With her bottom just recently painted and **she is truly turn key. VERY MOTIVATED OWNER!** The **500 Sport Bridge** is a performance yacht operated from either the flybridge or the fully equipped salon helm station. Power is supplied by three Volvo Penta diesel engines coupled to IPS rotating pod drives - the most innovative and efficient engine / drive system available. The result is superb slow speed torque; thrilling top-end speed and exceptional joy stick controlled slow speed maneuverability. And, while powerful - this engine and drive combination is quieter and more efficient than traditional shaft driven propulsion systems. The features incorporated into this yacht reflect forward thinking from the Nuvolari-Lenard design team. The low profile sport bridge is for people who love fresh sea air and warm sunshine. There is no shortage of lounge space. Choose the privacy of the triple-wide foredeck lounge or the contoured bridge lounge or the spacious sun pad aft of the bridge.

With the opening of the aft bulkhead doors, galley, salon, cockpit and swim platform are integrated into a single level social area. For additional cockpit space the transom is moved aft with a simple touch of a button. Awe inspiring interior appointments include yacht finish woodwork custom crafted from a number of exotic hardwoods.

Basic Information

Category: Motor Yacht

Model Year: 2011

Year Built: 2011

Country: United States

Dimensions

LOA: 50' 0" (15.24m)

Beam: 15' 11" (4.85m)

Speed, Capacities and Weight

Water Capacity: 160 Gallons

Holding Tank: 90 Gallons

Fuel Capacity: 506 Gallons

Accommodations

Total Cabins: 3

Hull and Deck Information

Hull Material: Fiberglass

Engine Information

Engines: 3

Manufacturer: Volvo

Model: IPS 600

Engine Type: Inboard

Fuel Type: Diesel

DETAILED INFORMATION

Construction

- Cherry cabinetry and trim throughout with high-gloss Marquis jewel finish consisting of multiple coats, hand buffed.
- Fiberglass hat section stringer system
- Fiberglass structural stringers with laminated aluminum plates
- Hand-laid, molded fiberglass components featuring composite laminate hullsides, decks, & cabintops
- Solid fiberglass laminate hull bottoms with Knytex substrates & vinylester barrier coat
- Tinted, tempered safety glass frameless window systems
- Unitized deck, cockpit, & cabintop construction with integral aluminum truss reinforcement in cabintop structure

Engine Room

- Access ladder
- Bilges coated with white, low-VOC gelcoat for enhanced appearance & ease of maintenance
- Blower - forced air ventilation
- Catwalk - diamond plate aluminum
- Fire suppression system - automatic/manual FE241with automatic engine/generator shut down
- Full structural bulkheads laminated to hull sides & stringers
- Insulation - acoustical & thermal, integrated into the laminate
- Lights - overhead, fluorescent, controls in cockpit

Mechanical

- Air conditioning - 4-zone 38,000 BTU self contained system - 8,000 BTU • for master stateroom and heads; 10,000 BTU for dinette, 12,000 BTU for salon; 8,000 BTU for guest staterooms; with reverse cycle heat
- Electric fly by wire steering - Volvo® IPS engines
- Exhaust muffler - generator
- Fresh water cooling - engines
- Fuel tanks - welded, baffled 5052 aluminum
- Internal Seawater Strainers
- Trim tabs - Lectrotab®, 4 stainless steel flat planes

Electrical

- AC/DC distribution panels with magnetic circuit breakers & integral, generator & bilge blower controls; AC voltmeter AC ampmeter, DC voltmeter & DC ampmeter
- Batteries (3) - 31 series starting batteries, Deka Marine® cold cranking rating of 950 amps, reserve capacity of 205 minutes at 23 amp draw, 100 amp/hour rating (3) engine]
- Batteries (3) - dedicated 31 series, Deka Marine® deep cycle, (12V), cold cranking rating of 950 amps, reserve capacity of 225 minutes at 23 amp draw, 105 amp/hour rating [(1) generator, (2) ship service
- Battery chargers - (1) 20 amp charger for the engine batteries; (1) 60 amp charger for ship service batteries & generator
- Battery switches on/off - (3) engine, (1) ship service, (1) generator
- Dockside inlet - CATV with 50' (15,2 m) white cord
- Generator - 15.5 kW 60 Hz (13 kW 50 Hz), Kohler® with sound shield, dedicated 31 series battery
- Ground Fault Circuit Interrupt (GFCI) protection - all electrical outlets • Marinco • ® dual 240V/50 amp shore power cord - 50' (15,2 m) white
- Shore power connector - dual 240V/50 amp
- Wiring system - tinned copper strand wire, harnessed, color-coded, labeled, meets or exceeds ABYC standards

Water & Holding Systems

- Fresh water storage tanks - polyethylene
- Fresh water tank level monitor
- Grey water sump pump - automatic/manual operation for all grey water drainage below waterline
- SHURflo® fresh water system - variable speed drive pump sensor, Smart Sensor® 4.5 gallons/minute (17 liters/minute) flow rate, high flow filter
- Shore water connection with pressure-reduction valve
- SHURflo® water system - state of the art plumbing technology
- Transom handshower - fresh water, hot & cold
- Waste holding tank - with filtered vent & dockside pumpout
- Waste tank level monitor
- Water & waste lines - constructed of molecularly cross-linked polyethylene
- Water heater - 11 gallons (42 liters)

Decks

- Anchor roller - over-the stem, stainless steel channel with nylon rollers
- Bow chafe plate - stainless steel

- Bow rail - 1 1/4" (32 mm) O.D., lineal-buffed, welded stainless steel, with additional 1/2" (13 mm) intermediate rail amidships & forward
- Bow rail stanchions - 1" (2,5 cm) stainless steel, anchored to aluminum backing plates laminated into deck
- Cleats - 12" (30,5 cm) stainless steel: anchor (1), bow (2) - stern (2), spring (4) - bolted through a structural aluminum backing plate
- Deck portlights (2) port & starboard on foredeck, tinted plexiglass
- Molded deck toe rail, forward
- Grab rail - 1" (2,5 cm) stainless steel, over cabin windows, running length of cabin & above windshields
- Rub rail molding - heavy-duty, 2" (5 cm) 316L stainless steel insert
- Windshield weather covers - black mesh

Safety & Navigation

- 65-5-5-5 marine grade bronze seacocks for all underwater thru-hulls • Active corrosion protection for Volvo IPS - replaces traditional zinc • anodes, triple redundant protection, integrates with EVC displays; monitors & adjusts potential voltage in surrounding water to an acceptable level Automatic engine synchronization • Battery master disconnect switches • Battery restraint brackets & boxes
- Bilge alarm - high water
- Bilge blowers (12V)
- Bilge pumps (4) - (2) 2000 gallons/hour (7570 liters/hour) each, auto/manual operation, (2) 1100 gallons/hour (4163 liters/hour) each, automatic operation
- CO detectors in salon & staterooms
- Compass (Fly Bridge Helm) - Ritchie® illuminated, flush-mount 4.5" (11,4 cm) dial
- Compass (Lower Helm) - Ritchie® illuminated, flush-mount 4 1/2" (11,4 cm) dial
- Engine alarms - temperature & oil pressure
- Horn - International, 123 dba (12V), mounted on arch
- Internal bonding system with 8 gauge size wire, ABYC compliant
- Isolation transformers on the internal shore power lines with ELCI Inlet
- Breakers 60 Hz
- Windlass package - 44 lb. (20 kg) Davis • ® anchor & 150' (46 m) of 5/16" (8 mm) chain
- Molded nonskid surfaces on all walk decks - diamond pattern
- Navigation lights - USCG/COL REG approved, mounted on arch
- Spotlight - electronically controlled, Golight® Stryker™
- Racor® fuel filters - engines & generator

Cockpit & Swim Platform

- Boarding ladder - 3 steps, telescoping with grab rail, concealed in • swim platform
- Bridge companionway - integral, molded fiberglass, starboard • side, 1.25" stainless steel hand rail, with recessed LED courtesy illumination. Extending cockpit - 71 ft² (6,6 m²) approx., with transom lounge in forward position; extends to 79 ft² (7,3 m²) approx., when lounge slides aft
- Grab rails - stainless steel, by side deck stairways & on top of transom
- Hatch - engine room access, guttered, watertight, locking stainless steel latch, gas-assist, ladder to machinery compartment, sized to permit equipment removal
- Lights - courtesy, recessed, with exterior-mounted switch, blue LED
- Lights - overhead, recessed, with exterior-mounted switch, polished chrome, blue LED
- Side deck stairways (2) - integral to deck
- Stereo speakers (2) with amplifier with volume control and on/off switch
- Storage lockers - swim platform area port & starboard
- Storage locker - starboard aft of salon door, under bridge companionway, fiberglass door and interior closeout, contains main accessory battery switch; accommodates for CE specified life raft
- Storage locker - aft port and starboard corner, fiberglass door and • interior closeout
- Swim platform - 36 ft² (3,3 m²) approximately, integral to hull & deck
- Transom gate - port & starboard side, stainless steel & etched plexi-glass, secures closed, stainless steel hardware
- Transom lounge - slides aft 14" (36 cm) to provide 8 ft² (0,74 m²) approx. additional cockpit space at anchor or dock, accommodates 4 adults, with storage beneath & seat covers
- Wet bar - port side, standard with sink, bottle storage and storage cabinet below; polished stainless steel covers for sink and optional grill

Flybridge

- Beverage holders (5) - stainless steel; 2 at helm; 3 near aft sunpad
- Bridge Cover
- Bridge sunpad - accommodates 2 adults; located forward with single helm layout; or located aft with double helm layout
- Bridge Table - fiberglass top with 2 beverage holders built-in, highly polished stainless steel pedestal, fixed height
- Courtesy lights (6) LED for floor illumination
- Electronics arch - welded premium grade aluminum painted with AWLCRAFT 2000 acrylic urethane topcoat for use in harsh marine environments.
- Lounge seating - low profile backrest, with storage beneath seat cushions
- Inclined backrest on forward seating section with double helm layout
- Safety rail - 1.25" O.D., lineal-buffed 316 stainless steel connecting arch, bridge and sunpad area

- Safety rail stanchions - double-welded (inside & outside), 316 stainless steel anchored to aluminum backing plates laminated into deck
- Self-draining walking surface

Fly Bridge Helm

- Accessory outlets (1) - 12V
- Companion seat - with double helm seat bridge layout only; swivel pedestal adjustable, high-quality elegant upholstery with arm rests
- Custom steering wheel with Marquis Logo
- Beverage holders (2) - stainless steel
- EVC Control Panel
- Fuel gauge (1)
- Helm seat: swivel pedestal, adjustable, high-quality elegant upholstery with arm rests, flip up seat Instrumentation: LCD Digital Engine Display (1 for each engine) -
 - tachometer, hourmeter, engine oil pressure, engine coolant, temperature, engine battery voltage; transmission fluid pressure, transmission fluid temperature, rudder angle
- Provisions for mounting full electronics •
- Spotlight control
- Start/stop panels (3)
- Trim tab controls with position indicator
- Venturi air deflector
- Volvo Electronic Engine Controls
- Volvo IPS Joystick Control
- Windshield: tinted, wraparound, stainless steel frame

Lower Helm

- Access panel - provides access to wiring below helm
- Accessory space - for installing navigation equipment
- Accessory outlets (1) - 12 volt
- Beverage holders
- Fire extinguisher alarm - automatic
- Displays (1 for each diesel engine) - digital LCD; tachometer, hourmeter, engine oil pressure, engine coolant temperature, engine battery voltage; transmission fluid pressure, transmission fluid temperature, rudder angle
- Gauges - analog; fuel level
- Helm seat - 6-way power, bench style, high-quality marine-grade upholstery, embroidery stitching, storage underneath
- Overhead red night reading light
- Rocker switch controls

- Spotlight control
- Tilt steering wheel
- Volvo IPS Joystick control
- Windshield wipers/washers (2) port & starboard
- Windshield defoggers

Galley

- Countertop - solid surface
- Designer décor - consisting of premium wall coverings & fabrics
- Electrical outlet (1)
- Flooring - dark Brazillian Cherry
- Lights - overhead, recessed
- Liquor cabinet - glass shelves; built-in storage for liquor bottles & glassware, blue accent lighting
- Microwave - convection oven/grill, built-in, stainless steel finish, Tappan®
- Pantry cabinets - forward & aft bulkhead
- Range - electric, 2-burner, Ceran® top with exhaust fan
- Refrigerator/freezer - drawer style
- Rocker light switches
- Sink - stainless steel, undermounted with designer faucet
- Storage cabinet - painted front with the look of stainless steel
- Storage drawers (5) - self-closing drawer slides, painted fronts with the look of stainless steel
- Trash receptacle - built-in with slide out hinges

Salon

- AC & DC distribution panel cabinets • Air conditioning controls - (2) • Designer décor - consisting of premium wall coverings & fabrics
- Designer chairs (2)
- Duette shades on lower salon windows - décor matched
- Electrical outlets
- Entertainment group - 32" (81 cm) Solé LCD TV with lift, stereo system, DVD/CD player, Sirius® satellite radio system built to durable marine grade standards & Apple iPod® dock
- Entrance door - hinged starboard panel & bi-fold port panel, provides for maximized opening, painted aluminum frame, handle lock & deadbolt
- Fixed tempered safety glass windows •
- Flooring - dark Brazillian Cherry
- Lights - overhead, with electronic dimmer control, LED, brushed stainless steel

- Lights - rope lighting, forward perimeter behind wood trim
- Lounge - color coordinated with storage under cushions
- Rocker light switches
- Sconce lights (2)
- Soffit - wood, high gloss jewel-like finish, around perimeter of ceiling
- Stereo speakers (4) - Sonance®
- Table - converts to double berth with filler cushions designed to stow under
- VIP stateroom berth

Master Stateroom

- Air conditioning control
- Berth - queen, pillowtop innerspring mattress, island with storage beneath, gas-assisted hinges™, wood headboard & padded bolster trim coordinated with hull color
- Carpet - advanced stain protection; fade, wear, crush-resistant
- Deck portlights - port & starboard with décor matched sliding shades
- Designer décor - consisting of premium wall coverings & fabrics
- Electrical outlets (2)
- Entrance door - from companionway; secures open & closed, decor matched hardware
- Hanging lockers - port & starboard, full cabin height, designer stainless steel handle, automatic light
- Hull portlights - (4) round 10" (25 cm), fixed, non-opening
- Lights - halogen, overhead, recessed, with electronic dimmer control
- Lights - rope accent lighting above deck window curtains
- Lights (2) - reading
- Overhead hatch - lockable
- Rocker light switches
- Sheet set embroidered with Marquis™ logo - fitted sheet, flat sheet, two pillow cases
- Storage drawers - (2) under berth, designer stainless steel handles
- Storage shelves - hull side
- Window treatments - pleated curtains, decor matched

VIP Stateroom

- Berth - queen, pillow top innerspring mattress, with storage beneath & padded bolster trim coordinated with hull color
- Carpet - advanced stain protection; fade, wear & crush-resistant
- Designer décor - consisting of premium wall coverings & fabrics
- Electrical outlets (2)

- Entrance door - from companionway; secures open & closed, decor matched hardware
- Fixed hull window
- Hanging locker - with 3 drawers underneath
- Hanging locker - with mirrored doors & drawer storage
- Hull portlight (1) - 10" (25 cm) opening round with screen
- Light - halogen, over berth head, adjustable for reading
- Lights - halogen, overhead, recessed
- Nightstand - with drawer storage
- Rocker light switches
- Seat with cushion
- Skylight
- Window treatments - pleated curtains, décor matched

Guest Stateroom

- Berth (2) - twin, pillow top innerspring mattress, padded bolster trim coordinated with hull color
- Carpet - advanced stain protection; fade, wear & crush-resistant
- Designer décor - consisting of premium wall coverings & fabrics
- Electrical outlets (2)
- Entrance door - from companionway; secures open & closed, decor matched hardware
- Fixed hull window - 10" (25 cm) opening round with screen
- Hanging locker - with 3 drawers underneath, automatic light
- Light - halogen, over berth head, directable for reading
- Lights (6) - halogen, overhead, recessed
- Nightstand - with storage
- Rocker light switches
- Skylight
- Window treatments - pleated curtains, décor matched

Master Head

- Electrical outlet
- Entrance door - from Master Stateroom secures closed, integral doorstop, decor matched hardware
- Exhaust fan
- Flooring - marble
- Hull portlight (1) - round, frosted glass with screen
- Lights - halogen, overhead, recessed
- Medicine cabinet - mirrored doors

- Rocker light switches
- Skylight
- Storage cabinet over toilet with mirrored doors
- Toilet - VacuFlush®, pedestal with run/sleep switch
- Toilet paper holder - wall-mounted
- Towel bars
- Vanity cabinet - countertop with vessel sink & drawers
- Shower Stall Light
- Nonskid sole
- Shower door - tempered glass, frameless, secures closed
- Shower head - overhead Kohler®
- Shower light - halogen, overhead, recessed
- Shower seat - fiberglass

Guest Head

- Electrical outlet
- Entrance doors - secures closed, integral doorstop, decor matched hardware
- Exhaust fan
- Flooring - marble
- Hull portlight (1) - round, frosted glass with screen
- Lights - halogen, overhead, recessed
- Medicine cabinet - mirrored door
- Rocker light switches
- Skylight
- Storage cabinet with mirrored doors
- Toilet - VacuFlush®, pedestal with run/sleep switch
- Toilet paper holder - wall-mounted
- Towel bars
- Vanity cabinet - countertop with vessel sink & drawers
- Shower Stall
- Light
- Nonskid sole
- Shower door - tempered glass, secures closed
- Shower head - overhead Kohler®
- Shower light - halogen, overhead, recessed
- Shower seat - fiberglass

Exclusions


Owner's personal belongings.

Disclaimer


The Company offers the details of this vessel or yacht in good faith but cannot guarantee or warrant the accuracy of this information nor warrant the condition of the vessel. A buyer should instruct his representatives, agents, or his surveyors, to investigate such details as the buyer desires validated. This vessel or yacht is offered subject to prior sale, price change, or withdrawal without notice.

PHOTOS


50 Marquis Sport Bridge 2011



50 Marquis Sport Bridge 2011



50 Marquis Sport Bridge 2011



50 Marquis Sport Bridge 2011



50 Marquis Sport Bridge 2011



50 Marquis Sport Bridge 2011



50 Marquis Sport Bridge 2011



50 Marquis Sport Bridge 2011



50 Marquis Sport Bridge 2011



50 Marquis Sport Bridge 2011



50 Marquis Sport Bridge 2011



50 Marquis Sport Bridge 2011



50 Marquis Sport Bridge 2011



50 Marquis Sport Bridge 2011



50 Marquis Sport Bridge 2011



50 Marquis Sport Bridge 2011



50 Marquis Sport Bridge 2011



50 Marquis Sport Bridge 2011



50 Marquis Sport Bridge 2011




50 Marquis Sport Bridge 2011



50 Marquis Sport Bridge 2011



50 Marquis Sport Bridge 2011



50 Marquis Sport Bridge 2011



50 Marquis Sport Bridge 2011



50 Marquis Sport Bridge 2011



50 Marquis Sport Bridge 2011



50 Marquis Sport Bridge 2011



50 Marquis Sport Bridge 2011



50 Marquis Sport Bridge 2011



50 Marquis Sport Bridge 2011



50 Marquis Sport Bridge 2011



50 Marquis Sport Bridge 2011



50 Marquis Sport Bridge 2011



50 Marquis Sport Bridge 2011



50 Marquis Sport Bridge 2011



50 Marquis Sport Bridge 2011



50 Marquis Sport Bridge 2011



50 Marquis Sport Bridge 2011



50 Marquis Sport Bridge 2011



50 Marquis Sport Bridge 2011



50 Marquis Sport Bridge 2011



50 Marquis Sport Bridge 2011



50 Marquis Sport Bridge 2011



50 Marquis Sport Bridge 2011



50 Marquis Sport Bridge 2011



50 Marquis Sport Bridge 2011



50 Marquis Sport Bridge 2011



50 Marquis Sport Bridge 2011



50 Marquis Sport Bridge 2011



50 Marquis Sport Bridge 2011




50 Marquis Sport Bridge 2011



50 Marquis Sport Bridge 2011



50 Marquis Sport Bridge 2011



50 Marquis Sport Bridge 2011



50 Marquis Sport Bridge 2011



50 Marquis Sport Bridge 2011



50 Marquis Sport Bridge 2011




50 Marquis Sport Bridge 2011




50 Marquis Sport Bridge 2011



50 Marquis Sport Bridge 2011



50 Marquis Sport Bridge 2011



CONTACTS

Andrey Shestakov, leading yacht broker of the sales department of Shestakov Yacht Sales Inc. Shestakov Yacht Sales Inc., the official representative of the Miami/Fort Lauderdale FL headquarters.

Contact details

Email: **andrey@shestakovyachtsales.com**

Web: shestakovyachtsales.com/en/

Telephones

USA: **+1(954)274-4435**

Office hours

Monday – Saturday: **9:00 - 21:00** EDT

Sunday: **closed**

Address



Harbour Towne Marina, 850 NE 3rd St, STE 213, Dania, FL 33004