

ELIZABETH ANNE II — RIVIERA



Builder: RIVIERA

Year Built: 2015

Model: Sport Fisherman

Price: PRICE ON APPLICATION

Location: United States

LOA: 50' 0" (15.24m)

Beam: 16' 5" (5.00m)

Max Draft: 3' 10" (1.17m)

Cruise Speed: 24 Kts. (28 MPH)

Max Speed: 28 Kts. (32 MPH)

Our experienced yacht broker, Andrey Shestakov, will help you choose and buy a yacht that best suits your needs **Elizabeth Anne II — RIVIERA** from **our catalogue**. Presently, at **Shestakov Yacht Sales Inc.**, we have a wide variety of yachts available on **our sale's list**. We also work in close contact with all the big **yacht manufacturers** from all over the world.

If you would like to buy a yacht **Elizabeth Anne II — RIVIERA** or would like help answering any questions concerning purchasing, selling or chartering a yacht, please call **+1(954)274-4435**

TABLE OF CONTENTS

TABLE OF CONTENTS	2
SPECIFICATIONS	5
Overview	5
Basic Information	5
Dimensions	6
Speed, Capacities and Weight	6
Accommodations	6
Hull and Deck Information	6
DETAILED INFORMATION	7
OVERVIEW	7
Transom/Cockpit	7
Galley Aft	8
Salon/Dinette	8
Semi-Enclosed Bridge	8
STATEROOMS	9
Bow	10
ENGINE ROOM	10
Exclusions	10
Disclaimer	11
PHOTOS	12
Profile Starboard	12
Stern	12
Starboard Running from Above	12
Sunroof Open	12
Cockpit and Enclosed Bridge	12
Mezzanine, Sunshade	12
Twin Grills, Storage, and Livewell	12
Two Fold-Out Transom Doors Open	12

Teak Cockpit	13
Mezzanine and Engine Room Access	13
Cockpit Joystick Docking Station	13
Deep Freezer	13
Ice Maker and Wetbar	13
Entrance to Salon	13
Salon Looking Aft	13
U-Shaped Galley to Port	13
Diagonal Stairway to Flybridge Stbd	14
U-Shaped Dinette	14
Settee converted to additional table	14
Settee with table folded down	14
Electric Pop-Up TV; Large Atrium Winshield	14
Stairs down to the Companionway	14
Master Stateroom to Port	14
Walk-Around Queen Berth	14
Master Facing Forward	15
Master Head	15
Guest Stateroom to Starboard	15
Guest Stateroom facing Forward	15
Washer/Dryer Combo Unit	15
VIP Stateroom Forward	15
VIP Stateroom looking Aft	15
VIP Head Access from Stateroom	15
VIP Head Access from Companionway	16
Stairs to Flybridge	16
Flat Screen TV, Joystick Station to Stbd	16
Flybridge Entrance	16
Flybridge Looking Forward with Retractable Sunshade	16

L-Shaped Seating, Wetbar, and Fridge	16
Sunroof Open	16
Pompanette Helm Chairs	16
Helm Station	17
Volvo Joystick and Throttles	17
11' Zodiac 2014 w/ 25HP Yamaha	17
Port Engine	17
Port Engine	17
Stbd Engine	17
Stbd Engine	17
A/C	17
Cummins Onan Generator	18
Galley Fridge Drawyers	18
Two Fridge Drawers; One Freezer	18
Stbd Profile	18
Overhead	18
CONTACTS	19
Contact details	19
Telephones	19
Office hours	19
Address	19

SPECIFICATIONS

Overview

Another \$50K Reduction: Cleanest and best deal on a late model Sportfish. Great Opportunity!

"Elizabeth Anne II" Riviera 50 Enclosed Bridge 2015 is a great family boat that is perfect for anyone wanting a comfortable cruiser for both entertaining guests and catching fish. Her single owner built the boat new, transported to US, and paid import taxes: she is US flagged and FL registered.

She has a top speed of 28kts and cruise of 24kts. If you're looking to do economical cruising, you can run 20kts and burns around 50gph --- under 500 gal fuel consumption to get from Miami to Nassau, Bahamas.

Transferrable hull warranty and extended Volvo engine warranty are valid through 2019. Condition is impressive --- this boat will not disappoint.

Key Features Include:

- Volvo IPS 950s 725HP (biggest engines available) with 250hrs and extended warranty through 2019
- Three Volvo Joystick Docking Stations (cockpit, helm, flybridge aft)
- Upgraded DPS (Dynamic Positioning System) - Virtual Anchor
- Retractable Flybridge Sunroof
- Flybridge: 2X 16,000BTU Air Conditioners
- 11' Zodiac 2013 w/ 25HP Yamaha and 1,000lb Davit
- Intellian SAT TV
- Full Teak Cockpit
- Mezzanine Seating with Deep Freezer
- Swim Platform with UW lights and two transom doors

She is ready for survey and easy to see located just off Las Olas Blvd in Ft. Lauderdale, FL.

Call or text the listing agent anytime to get onboard or present an offer.

Basic Information

Category: Sport Fisherman

Model Year: 2015

Year Built: 2015

Country: United States

Dimensions

LOA: 50' 0" (15.24m)

Beam: 16' 5" (5.00m)

Max Draft: 3' 10" (1.17m)

Speed, Capacities and Weight

Cruise Speed: 24 Kts. (28 MPH)

Max Speed: 28 Kts. (32 MPH)

Displacement: 56607 Pounds

Water Capacity: 198 Gallons

Fuel Capacity: 793 Gallons

Accommodations

Total Cabins: 3

Total Berths: 4

Total Heads: 2

Hull and Deck Information

Hull Material: Fiberglass

DETAILED INFORMATION

OVERVIEW

"Elizabeth Anne II" was built to be the perfect family boat that complements both cruising and fishing trips. Designed primarily as a cruising yacht that maximizes the use of interior space, her Volvo IPS 950 pod drives enabled the engine room to be moved aft to increase the longitudinal accommodations space by 5'6" (1.7 m). This allowed there to be three large staterooms and two heads. Considering, the aft cabins still have great headroom (you can walk standing up inside them).

Her semi-enclosed flying bridge is air-conditioned and gets the helm out of the salon, protects the captain in inclement weather, and creates a great entertainment area. With sliding windows, a retractable sunroof, and removable enclosure aft, this area can also feel like an open flybridge when you want to enjoy good weather and feel outside.

The secondary mission of this 50 Enclosed Flybridge sportfish is to maximize offshore fishability. Her features include mezzanine seating, transom console, 16'5" (5 m) beam, storage on port and starboard side, two transom doors, and pod drives that can easily spin the stern around on a dime. She also has an aquarium-style live well tank with led blue lights for live bait, fish box located on her port side with macerator pump, and also twin KENYON electric grills with a separate isolator switch for safety. All this goes to make this vessel a powerful bluewater sportfish.

Transom/Cockpit

- blue underwater lights
- large swim platform with SS safety rails and swim ladder
- port & starboard swing-out transom doors
- full teak cockpit
- transom station with twin Kenyon grills, aquarium live well, and storage
- cockpit Sunshade
- Cockpit IPS Joystick Docking Station
- Mezzanine Seating to Port (additional storage and deep freezer behind)
- Wetbar and Ice Maker to Starboard
- Bose Speakers by cockpit deck (port and starboard side)
- Cockpit Camera
- New Fusion 750 Radio with usb port / ipod port and fwd / rear zone
- gunwhale storage
- in-sole access to IPS pod drives
- in-sole large storage
- in-sole fishbox

Galley Aft

The salon is accessed through a full-length sliding glass door with polished stainless steel frame. To port a galley is located between the cockpit, and a forward dinette, which minimizes the need for roaming to keep everyone onboard fed and happy. Additionally, the galley is also just opposite of the stairs to the flying bridge which means prepared food can easily be passed skyward. The aft window can also be opened which brings fresh air to the galley

- Riviera Soft Package (includes silverware and high/low ball glasses)
- Overhead hand-hold stainless steel bar
- MIELE microwave/ oven Dishwasher
- 2 x Vitrifrigo Freezers
- 3 x Vitrifrigo Refrigerators
- Overhead storage compartments
- Kenyon Cooktop with Dometic Extractor / fan above
- Original Riviera China ware and silverware package ordered from factory
- Sink with SS basin

Salon/Dinette

A lot of room is provided at the C-shaped dinette by offsetting the companionway to the lower decks. Even with the weight of the flying bridge, Riviera was able to go with narrow window mullions to maximize the visibility through multiple windows.

- Overhead Stainless steel grab rails
- Bose surround sound system
- Samsung tv installed on an electric lift-up compartment.
- stbd sofa can double as a tea-for-two café table which allows for eight to be seated for dinner at the same time
- large atrium glass windshield
- sliding glass windows to port and stbd

Semi-Enclosed Bridge

The air-conditioned flying bridge is well designed to be a popular gathering spot. Three sides are fully enclosed, but the it can have a very open feel when opening the port/stbd sliding windows and eisenglass enclosure aft, as well as the retractable sunroof. The flybridge is accessed from an internal staircase for all-weather comfort, which is also diagonal. This makes it much easier to scale when compared to the nearly vertical ladders typically found in other sportfishers.

- L-Shaped lounge aft with table and drink holders

- large flat screen TV
- Volvo IPS Joystick Docking Station overlooking the Cockpit
- Wetbar located just behind helm seats with refrigerator beneath
- Retractable power sunroof

Helm Station (forward to port)

- 2x Pompanette Helm Chairs (white leather Pompanette chairs with stainless steel polished / adjustable pedestals)
- 2x Garmin 5212 Displays with display for Engine Room Camera, Cockpit Camera, and DirectTV
- Garmin xHD Radar
- Garmin 100i VHF radio with two VHF Antennas
- Intellian Sat Tv System
- New Fusion 750 Radio with usb port / ipod port and fwd / rear zone (Upgrade)
- Search Light on hard top
- Volvo IPS Joystick Docking System and Penta Autopilot
- Two windshield wipers with fresh water windshield wash switch
- Electric Horn
- C-Zone Controls
- Speakers

"Elizabeth Anne II" also has DPS (Dynamic Position System), which allows you to stop and hold a GPS position while setting up lines on deck prior docking, waiting for a bridge to open or anything else you need to do on deck without worry about drifting due current or wind, this system is an expensive upgrade.

STATEROOMS

VIP Stateroom (fwd)

- Queen Size Bed with storage underneath
- Samsung Tv and DVD player with DirecTV pre-wired
- 4 x storage drawers Port and Starboard Ocean view (windows have roller blinds)
- two overhead hatches with sliding screen and black out sliding blind
- two hanging lockers plus over head storage compartments on Port and Starboard side
- ensuite head and shower
- LED lights

Mater Stateroom (port)

- Queen size bed with port side Ocean view
- Storage under bed and behind the bed with 4 door lockers
- ensuite head and shower

- Samsung Tv, DVD player, Directv Pre-wired

Guest Stateroom (stbd)

- Twin berths with storage under beds
- Flat Screen TV
- Splendide Washer and dryer combo unit
- Hanging locker
- Starboard side Ocean View
- Direct tv Pre-wired

Bow

- SS Bow Rail with Grab Rails going forward
- 4x Fender Holders
- Bow Pulpit with SS Anchor
- Easy Lift 1000lb Davit
- 11' Zodiac RIB Tender 2014 with 25HP Yamaha

ENGINE ROOM

- 2x Volvo IPS 950 engines: 725HP Each (250hrs)
- Cummins Onan Generator 17kW (575hrs)
- Kartcher Pressure Wash system with cockpit hose connection (port side locker)
- Jabsco Oil Change Pump
- Mastervolt Battery Charger 24/100-3
- Mastervolt Inverter
- AC Units 12,000 BTU; 16,000 BTU; 24,000 BTU
- 2x House Battery Banks and 2 Engine Batteries
- Water Heater
- Sea Fire Suppression System Novec 1230(Inspected April 2017)
- Jabsco freshwater pump
- Fuel Tank side glass
- engine room fans
- LED lights
- Racor Fuel Filter Systems for Engines and Generator

Exclusions

Owner's personal belongings.

Disclaimer


The Company offers the details of this vessel or yacht in good faith but cannot guarantee or warrant the accuracy of this information nor warrant the condition of the vessel. A buyer should instruct his representatives, agents, or his surveyors, to investigate such details as the buyer desires validated. This vessel or yacht is offered subject to prior sale, price change, or withdrawal without notice.

PHOTOS

Profile Starboard



Stern



Starboard Running from Above



Sunroof Open



Cockpit and Enclosed Bridge




Mezzanine, Sunshade



Twin Grills, Storage, and Livewell



Two Fold-Out Transom Doors Open



Teak Cockpit



Mezzanine and Engine Room Access



Cockpit Joystick Docking Station



Deep Freezer



Ice Maker and Wetbar



Entrance to Salon



Salon Looking Aft




U-Shaped Galley to Port



Diagonal Stairway to Flybridge Stbd




U-Shaped Dinette




Settee converted to additional table



Settee with table folded down




**Electric Pop-Up TV; Large Atrium
Winshield**




Stairs down to the Companionway



Master Stateroom to Port



Walk-Around Queen Berth



Master Facing Forward



Master Head



Guest Stateroom to Starboard



Guest Stateroom facing Forward



Washer/Dryer Combo Unit



VIP Stateroom Forward



VIP Stateroom looking Aft



VIP Head Access from Stateroom




VIP Head Access from Companionway




Stairs to Flybridge




Flybridge Entrance



Flat Screen TV, Joystick Station to Stbd




L-Shaped Seating, Wetbar, and Fridge



Flybridge Looking Forward with Retractable Sunshade



Sunroof Open



Pompanette Helm Chairs



Helm Station



Volvo Joystick and Throttles



11' Zodiac 2014 w/ 25HP Yamaha



Port Engine



Port Engine



Stbd Engine



Stbd Engine



A/C




Cummins Onan Generator



Galley Fridge Drawers




Two Fridge Drawers; One Freezer



Stbd Profile



Overhead



CONTACTS

Andrey Shestakov, leading yacht broker of the sales department of Shestakov Yacht Sales Inc. Shestakov Yacht Sales Inc., the official representative of the Miami/Fort Lauderdale FL headquarters.

Contact details

Email: **andrey@shestakovyachtsales.com**

Web: shestakovyachtsales.com/en/

Telephones

USA: **+1(954)274-4435**

Office hours

Monday – Saturday: **9:00 - 21:00** EDT

Sunday: **closed**

Address



Harbour Towne Marina, 850 NE 3rd St, STE 213, Dania, FL 33004