

IMAGINE THIS — NOVATEC



Builder: NOVATEC

Year Built: 1996

Model: Motor Yacht

Price: PRICE ON APPLICATION

Location: United States

LOA: 50' 0" (15.24m)

Beam: 15' 3" (4.65m)

Min Draft: 4' 3" (1.30m)

Max Speed: 18 Kts. (21 MPH)

Our experienced yacht broker, Andrey Shestakov, will help you choose and buy a yacht that best suits your needs **Imagine This — NOVATEC** from **our catalogue**. Presently, at **Shestakov Yacht Sales Inc.**, we have a wide variety of yachts available on **our sale's list**. We also work in close contact with all the big **yacht manufacturers** from all over the world.

If you would like to buy a yacht **Imagine This — NOVATEC** or would like help answering any questions concerning purchasing, selling or chartering a yacht, please call **+1(954)274-4435**

TABLE OF CONTENTS

TABLE OF CONTENTS	2
SPECIFICATIONS	4
Overview	4
Basic Information	4
Dimensions	4
Speed, Capacities and Weight	4
Accommodations	5
Hull and Deck Information	5
Engine Information	5
DETAILED INFORMATION	6
Vessel Walkthrough	6
Master Stateroom	6
Guest Stateroom	6
Forward Head	6
Salon	7
Galley & Dining	7
Sundeck	7
Flybridge / Helm	7
Electronics	7
Electrical	8
Engine & Mechanical	8
Deck	8
Exclusions	8
Exclusions	8
Disclaimer	8
PHOTOS	10
CONTACTS	17
Contact details	17

Telephones	17
Office hours	17
Address	17

SPECIFICATIONS

Overview

Imagine This is an Aft Cockpit Motor Yacht with Sundeck, 2 Island Berths, Large Salon and a Convertible Dinette. Imagine This completed her voyage of The Great Loop in March 2018. Her one year circuit included Lake Champlain, Rideau and the Trent-Severn Canals, and finished with a trip to The Bahamas. Imagine This has proven herself, and reluctantly, is now for sale. This vessel is super clean and has been very well maintained from her engine room to the top of the flybridge, and when you factor in her great layout, she is an awesome value. Recent updates : Kohler 11kw Genset (2017)
Garmin GPS Map 741 XS with HD Radar and AIS Transceiver (2017) Bimini
and Enclosures for Flybridge & Sundeck (2016) ALL hoses replaced on Cats
(2016)

Basic Information

Category: Motor Yacht

Model Year: 1996

Year Built: 1996

Country: United States

Vessel Top: Bimini Top

Dimensions

LOA: 50' 0" (15.24m)

Beam: 15' 3" (4.65m)

Min Draft: 4' 3" (1.30m)

Clearance: 18' 6" (5.64m)

Speed, Capacities and Weight

Cruise Speed RPM: 8 Kts.

Max Speed: 18 Kts. (21 MPH)

Displacement: 52000 Pounds

Water Capacity: 200 Gallons

Holding Tank: 45 Gallons

Fuel Capacity: 500 Gallons

Accommodations

Total Cabins: 3

Total Berths: 6

Total Heads: 2

Hull and Deck Information

Hull Material: Fiberglass

Hull Configuration: Modified V-Hull

Engine Information

Engines: 2

Manufacturer: Caterpillar

Model: 3208

Engine Type: Inboard

Fuel Type: Diesel

DETAILED INFORMATION

Vessel Walkthrough

Imagine This can be boarded from a floating dock via her large swim platform and transom door. Her aft cockpit is quite adequate, and makes docking and line handling a snap. When boarding from a fixed dock, you can access the sundeck from port or starboard gates. Her sundeck is completely enclosed and has an aft facing helm station for docking. The salon is quite large and more furniture could be easily added if necessary. Imagine This has a Teak & Holly sole throughout. The galley is down and to port. Directly across from the galley is the dinette which is quite practical when serving meals (the dinette occupies the location of the 3rd stateroom on the alternate floorplan), and converts into sleeping quarters when necessary. The guest stateroom & head are forward of the dining area and offer privacy. The master stateroom is aft of the salon with an en suite head, also there is a door that leads out to the aft cockpit. Up 4 steps from the sundeck, the flybridge is completely enclosed and will seat 10 comfortably.

Master Stateroom

The master stateroom is aft, and is accessed down four steps from the salon. Furnished with an island queen berth and port & starboard dressers. There are two hanging lockers and a door to access the aft cockpit. The stateroom has air conditioning/heat with smx controls, also there is one of the four intercom phones. Headroom is 6' 2". The en suite head has a vacuflush toilet and a separate shower stall with bi-fold door. Counter space is good around the sink.

Guest Stateroom

The forward stateroom is furnished with a centerline island berth with storage drawers underneath. There is also storage along the port & stbd sides, and a hanging locker. An overhead deck hatch allows for light and a nice breeze. The stateroom has air conditioning/heat with smx controls, and a 19" TV with DVD player. There is one of the four intercom phones. Headroom is 6' 5".

Forward Head

The guest head is to port and located forward of the dining area. Equipped with a vacuflush toilet and a separate shower stall with bi-fold door. Headroom is 6' 5".

Salon

The salon is accessed from the sundeck and has large opening windows port & stbd. Window treatments are Bali shades. The L-shape sofa and two barrel chairs are marine furnishings with storage underneath. There are also storage cabinets along the starboard side, and a bookshelf to port. For entertainment there is a 42" TV, Sony 10 disc CD player, Standard Horizon VHF and one of the four intercom phones. The salon has air conditioning/heat with smx controls. Headroom is 6' 6".

Galley & Dining

The galley is down and to port with a U-shaped configuration. There is a double sink with Corian countertops, and overhead storage cabinets. Appliances are a Princess stove/oven, microwave and a Danby refrigerator/freezer. There is a dedicated drinking water filtration system (no need for bottled water). Directly across from the galley (no hauling food in and out of the salon) there is a large U-shaped dinette with storage underneath. The entire dining area converts into a sleeping area. Headroom is unlimited in both the galley and dining area.

Sundeck

The sundeck is completely enclosed which makes for a great living space in all weather, and an aft facing helm station for backing into a slip. There is a deep freezer, bar with sink and storage cabinets. The deck is carpeted.

Flybridge / Helm

The flybridge is accessed from the sundeck and is also fully enclosed. There is a Flexsteel helm chair and a companion chair beside it. With the two bench seats, there is enough seating for everyone. At the helm there are two Garmin chart plotters, one with 24mile HD radar and an AIS transceiver. There is a Furuno sonar and Raymarine depth sounder each with it's own seperate transducer. Raymarine autopilot, VHF radio and a Fusion stereo with four speakers. A searchlight, Ritchie compass and one of the four intercom phones.

Electronics

Garmin GPS Map 741 XS with AIS Transceiver (2017) Garmin HD 24 mile Radar (2017) Garmin GPS Map 4210 Raymarine ST 7002 Autopilot Raymarine ST 60 Depth sounder Furuno GP 1850 DF Sonar Standard Horizon VHF radio Uniden UM-415 VHF radio (2017) Fusion MS-RA 200 stereo with four speakers SeaTel dome WiFi booster Series

tank/battery Monitor Security system / Monitor system with on-line app Sony 10 disc CD player 42" TV salon / 19" TV with DVD guest stateroom (4) Intercom phones - Forward stateroom / Salon / Aft stateroom / Flybridge

Electrical

Shore Power - 50 amp (2017) Kolher 11kw Genset - 1146 hours with (1) 8D starting batt (2) 50 amp alternators Pro Mariner Combi 1500 with 40 amp charger dedicated to (4) AGM GC (house & Bow thruster) Xantrex 40 amp True Charge dedicated to (2) 8D eng start & (1) AGM 8D (house) (2) 27 series batt for davit Parallel switch to connect separate batt banks LED lighting throughout vessel

Engine & Mechanical

(2) 1996 Caterpillar 3208 - 375hp - 3200 hours (2) Twin Disc M6 507-1 Transmissions (2) 2" Drive shafts with flax packing (2) Single Racor fuel filters Single Racor fuel filter for genset Reverso oil change pump Fuel manifold and pump to transfer fuel ALL hoses changed on Cats (2016) Owner reports cruising speed of 8.3 kts while burning 6.5 gph Max speed = 18 kts (3) A/Cs total with smx controls - (2) 16,000 btu and (1) 10,000 btu Raritan 20 gal. water heater

Deck

Tender - 10' Mercury RIB with 15hp Mercury outboard Davit - Nick Jackson 1,000 lb. LPHB Cradle for tender is very nice and custom made for this application Bow thruster - Side Power 15 hp Windlass - 2200 lb. Anchor - Delta with 150' chain and 200' of 5/8 rode Aft cockpit has teak deck and the lazarette space runs the entire beam underneath the aft cockpit, and has a lot of storage. Magma gas grill

Exclusions

Excluded in sale - Personal items & artwork

Exclusions






Owner's personal belongings.

Disclaimer

The Company offers the details of this vessel or yacht in good faith but cannot

guarantee or warrant the accuracy of this information nor warrant the condition of the vessel. A buyer should instruct his representatives, agents, or his surveyors, to investigate such details as the buyer desires validated. This vessel or yacht is offered subject to prior sale, price change, or withdrawal without notice.

PHOTOS

















CONTACTS

Andrey Shestakov, leading yacht broker of the sales department of Shestakov Yacht Sales Inc. Shestakov Yacht Sales Inc., the official representative of the Miami/Fort Lauderdale FL headquarters.

Contact details

Email: **andrey@shestakovyachtsales.com**

Web: shestakovyachtsales.com/en/

Telephones

USA: **+1(954)274-4435**

Office hours

Monday – Saturday: **9:00 - 21:00** EDT

Sunday: **closed**

Address



Harbour Towne Marina, 850 NE 3rd St, STE 213, Dania, FL 33004