

2019 62' VIKING — VIKING



Builder: VIKING

Year Built: 2018

Model: Sport Fisherman

Price: PRICE ON APPLICATION

Location: United States

LOA: 62' 0" (18.90m)

Beam: 18' 11" (5.77m)

Min Draft: 5' 2" (1.57m)

Max Speed: 42 Kts. (48 MPH)

Our experienced yacht broker, Andrey Shestakov, will help you choose and buy a yacht that best suits your needs **2019 62' VIKING — VIKING** from **our catalogue**. Presently, at **Shestakov Yacht Sales Inc.**, we have a wide variety of yachts available on **our sale's list**. We also work in close contact with all the big **yacht manufacturers** from all over the world.

If you would like to buy a yacht **2019 62' VIKING — VIKING** or would like help answering any questions concerning purchasing, selling or chartering a yacht, please call **+1(954)274-4435**

TABLE OF CONTENTS

TABLE OF CONTENTS	2
SPECIFICATIONS	4
Overview	4
Basic Information	6
Dimensions	6
Speed, Capacities and Weight	6
Accommodations	6
Hull and Deck Information	6
Engine Information	7
DETAILED INFORMATION	8
Construction	8
Layout / Decor	8
Companionway	9
Master Stateroom, Midship	9
Guest Stateroom, Forward	10
Guest Stateroom Aft & Guest Stateroom Port	10
Master Head, Guest Head, Port Head	11
Salon	11
Galley / Dinette	12
Flybridge	13
Engine Room / Mechanical Equipment	14
Electrical System / Equipment	16
Cockpit	17
Miscellaneous	18
Sales Comments	19
Exclusions	21
Disclaimer	21
PHOTOS	22

Profile 2	22
Profile 3	22
Companionway - Clothes Washer & Dryer & Closet	22
Profile 4	22
Master Stateroom	22
VIP Stateroom	22
Guest Stateroom	23
Guest Stateroom	23
Head	23
Head	23
Salon 1	23
Salon 2	23
Galley	23
Helm / Electronics & Navigation	23
Deck 1 - Bridge Seating	24
Deck 2 - Helm Seats	24
Engine & Mechanical Equipment 2 - SeaKeeper	24
Engine & Mechanical Equipment 1	24
Cockpit / Fishing Equipment 2 - Mezzanine Seating	24
Cockpit / Fishing Equipment 1	24
Rear Profile	24
CONTACTS	25
Contact details	25
Telephones	25
Office hours	25
Address	25

SPECIFICATIONS

Overview

The 62 Convertible is a showpiece in the Viking tradition with a fusion of leading edge engineering. To optimize its strength to weight ratio, the composite cored Hull is resin infused with a high modulus of Dupont's Kevlar, carbon fiber and knitted fiberglass laminates selected to reduce weight while increasing the overall physical properties of the structure. Similarly, interior Stateroom and hanging locker doors, as well as cabinet fronts throughout the yacht incorporate honeycomb coring for further weight reduction.

Abundantly detailed, the profile of the 62 Convertible makes a powerful statement. The unbroken sheer sweeps gracefully bow to stern. Nearly eight feet of freeboard at the bow along with the gentle crown on the flush foredeck is aesthetically pleasing to the eye, and increases the headroom in the Forward Stateroom. A newly designed Engine Room vent fascia with longitudinal fins give the boat the illusion of speed even at rest, while keeping the machinery space dry and supplying a rush of combustion air.

Walking into the Salon is a delight to the senses and your first impression will be that you are aboard a much larger yacht. With nearly 19 feet of beam, the expanse resembles a stately great room, lush with individually chosen planks of random, natural teak each one featuring a tight, fine grain that defines the area with sense of richness and custom appointments. A home theater system includes a 46-inch flat screen television, which rises from the teak cabinetry and an audiophile Bose system. The serving island, a Viking innovation, is topped with custom granite, as are all of the counters in the L-shaped Galley. The island is ideal for prepping meals at the dock or under way, and allows more freedom of movement throughout the area with two egress points. Drawer-style under counter refrigeration and world class appliances will bring smiles to even the most demanding chefs.

A choice of three or four Staterooms is available. In the Three-Stateroom Plan, each one has a private head and fiberglass shower stall. In the Four-Stateroom Layout, the two Port Staterooms share the Port Head. While all of the Staterooms offer generous accommodations, including System #1 innerspring mattresses, excellent stowage and privacy, each has its own special take and is uniquely designed to maximize comfort and function. The Forward Stateroom offers a choice of a VIP Layout with a queen size walk around berth, or crossover berths. The Port Stateroom has side-by-side berths and the fourth Stateroom features upper and lower berths. The Master Stateroom is amidships with an athwart ships queen-size walk

around bed, an upholstered headboard, flanking night tables, a credenza, a 32-inch flat screen television, and a pair of floor to ceiling maple-lined hanging lockers.

The Flying Bridge mirrors other new generation Vikings with a Center Console Helm Station, three Murray Products pedestal seats with ladder backs, port, starboard and forward lounge seating with stowage beneath each one, a freezer and a chill box for drinks.

The bi-level 172 square-foot Cockpit is the result of thousands of hours on the tournament trail. On the upper level, another Viking innovation, the observation Mezzanine is designed to keep guests cool and dry thanks to the Flying Bridge overhang, as well as clear of the crew working in the lower Cockpit. Lifting the hinged seat lids beneath the Sunbrella cushions exposes a freezer, and Engine Room access. A lower level compartment stows bulky gear, while tackle drawers are built into a molded console to starboard. A refrigerated drink box doubles as the Salon entrance step. The lower level Cockpit is professionally equipped with flush rod holders, fresh and raw-water wash down systems, a transom fish box, rounded comings with indirect rope lighting below, side lockers for tag stick and gaff stowage, a quick disconnect fitting for oil changes for the engines, transmissions and generator, port and starboard in-deck insulated fish and stowage boxes, and stereo speakers to name just a handful of the standard features. The Lazarette also has been prepped for the installation of a Seakeeper gyro stabilizer at the factory or a later date.

Mechanically, the Engine Room is engineered for life at the 1,000 fathom line. Engine instrumentation is located at the entrance door. Bilge areas are painted with bright white awlgrip for ease of maintenance. A Delta-T ventilation system provides clean, dry air for combustion, while suppressing water intrusion. A centralize sea-water system with a variable speed pump provides ample flow to multiple outlets for on-board needs including water makers, ice makers, air conditioning, live wells and wash down system. A 27.5 kW Onan generator is standard and space is provided for a 21.5 kW Onan as a backup if desired. Climate control needs are met with a 58,000 btu direct expansion and zoned air conditioning system.

THIS BEAUTY IS SOUTH JERSEY YACHT SALES' DEMO BOAT AND WILL BE AVAILABLE FOR PURCHASE IN OCTOBER!

Basic Information

Category: Sport Fisherman

Sub Category: Convertible

Model Year: 2019

Year Built: 2018

Country: United States

Vessel Top: Hardtop W/Tower

Fly Bridge: Yes

Cockpit: Yes

Dimensions

LOA: 62' 0" (18.90m)

Beam: 18' 11" (5.77m)

Min Draft: 5' 2" (1.57m)

Speed, Capacities and Weight

Max Speed: 42 Kts. (48 MPH)

Gross Tonnage: 42649 Pounds

Water Capacity: 310 Gallons

Holding Tank: 152 Gallons

Fuel Capacity: 2155 Gallons

Accommodations

Total Cabins: 4

Total Berths: 8

Sleeps: 8

Total Heads: 3

Hull and Deck Information

Hull Material: Fiberglass

Deck Material: Teak

Hull Configuration: Modified V-Hull

Interior Designer: WBC Design

Engine Information

Engines: 2

Manufacturer: MTU

Model: Series 2000 V12 M96L

Engine Type: Inboard

Fuel Type: Diesel

DETAILED INFORMATION

Construction

- Ablative / Copolymer anti-fouling bottom paint, (2) coats, using "Interlux Interprotected epoxy primer system"
- Awlgrip bronze thru hulls and sea strainers in Engine Room & forward bilge
- Awlgrip Engine Room, Lazarette, forward bilge & anchor locker for enhanced visibility & easier maintenance
- Blister resistant modified vinylester resin in entire hull skin
- Custom blended polyester resin used in structural laminates, topsides, Bridges & hardtops
- Dupont high gloss polyurethane boot stripe
- High gloss teak interior finish throughout
- High performance isophthalic npg gelcoat for superior gloss, flexibility & outstanding weathering characteristics
- Hull interior bilge areas isophthalic gelcoat top-coated w/ a durable high gloss polyurethane coating
- Hull infused using Baltek end-grain balsa & Airex foam cores w/ Aramid & E-glass hybrid fiberglass laminates
- Infused fiberglass intermediate Engine Room bulkhead, fuel, fresh water & holding tanks w/ fiberglass baffles inside & balsa coring on sides for stiffness, sealed to Hull w/ syntatic foam
- Molded fiberglass Salon floor / Engine Room ceiling w/ foam core for acoustical & thermal insulation
- Propeller pockets to reduce draft
- Stringers - Fiberglass encapsulated foam
- Vacuum bagged composite bulkheads - Main Engine Room bulkhead & forward bulkhead

Layout / Decor

- Four Stateroom Layout
- Interior wood to be random teak
- All hardware metal finishes satin nickel throughout
- Designer bedspreads for all beds
- Designer fabrics
- Designer shams - (2) per Stateroom - (3) for VIP Forward Layout
- Flooring - Designer carpet, nylon fibers
- Hunter Douglas blinds
- Interior finish high gloss, on vertical surfaces
- Passage doors - Teak style & rail

- Prestige Decor Package
- Throw pillows throughout including designer cords & fringes
- Ultra-leather seating in Salon & dinette
- Upgraded window panel fabric & trim
- Galley Accessory Kit
- Decor Accessory Kit
- Custom Headliner material throughout boat - Moccasin Chamois
- Mattress pads for all beds
- Heads: Toilets to match sinks
- Helm Chair: Distressed Outdoor-Barro
- Companion Chairs: Distressed Outdoor-Barro
- Bridge Cushions: Distressed Outdoor-Barro
- Mezzanine Cushions: Stressed Outdoor-Barro w/ Bentley stitching; Bolster 'Same'
- Barstools: (2) Without back in Distressed Outdoor-Barro; Walnut Base

Companionway

- Awlgrip bilge areas w/ access hatches, Snow White & lighted for easier maintenance & cleaning
- Central vacuum unit connection w/ accessories
- Flooring - Carpeted steps from Galley through Companionway
- Laundry center w/ stackable, front-loading washer & dryer behind teak door
- Lighting - Overhead LED lights recessed in headliner
- Lighting in Companionway steps
- Vertical teak strips in Companionway
- Wall panels - Natural Color Majilite headliner individually installed w/ velcro backing for easy maintenance
- Costa canvas carpet runner w/ step covers
- Vertical wood strips between wall panels in Companionway

Master Stateroom, Midship

- Air conditioning w/ reverse cycle heat that circulates from concealed registers behind the valances to maximize comfort while minimizing noise & drafts - Individual temperature control
- Bed - Queen-size, walk-around w/ mattress, upgraded, pillow top Handcraft Viking Slumber #8 Innerspring
- Bedspread - Quilted, designer style w/ pillow shams (2) & throw pillows
- Closets - Aft, twin maple-lined hanging closets w/ teak doors
- Credenza w/ (4) drawers
- Decorative LED indirect rope lighting from underneath bed platform
- Drawer storage under bed - (2) large drawers

- End tables each side of bed
- Carpeting
- Upholstered headboard
- Headliner - Majllite, Natural Color, 1/8" foam & tricot backing
- Lighting - Overhead LED lights recessed in headliner w/ dimmer switches
- Reading lights - Overhead w/ separate switches
- (1) Set of sheets
- 12v Stereo system w/ speaker recessed in headliner
- Telephone outlet
- 32" HD Flat-screen TV

Guest Stateroom, Forward

- Air conditioning / heat with temperature control
- Bed - Queen walk-around w/ Handcraft Viking Slumber #6 Innerspring mattress & lift up top w/ gas pistons & maple-lined storage underneath
- Bedspread - Quilted, designer style w/ (2) pillow shams
- Decorative LED indirect rope lighting from underneath bed platform
- Carpeting
- Hanging locker - Teak, maple-lined w/ bar for hanging clothes
- Hatches - (1) Bomar, foredeck hatch w/ Ocean Air Screen Shade System
- Headliner - Majllite, Natural Color, 1/8" foam & tricot backing
- Lighting - Overhead LED lights recessed in headliner w/ dimmer switches
- Reading lights w/ separate switches
- (1) Set sheets
- 12v Stereo system w/ speaker recessed in headliner
- Storage cabinets - Port & starboard sides of bed, teak
- (2) Large storage drawers under bed
- Flat-screen TV
- Forward Stateroom Custom: Crown molding in place of gimp
- Forward Stateroom Custom: USB ports in blank spot in between 110v outlet

Guest Stateroom Aft & Guest Stateroom Port

- 22" Flat-screen TV
- Air conditioning / heat with temperature control
- Bed, Crew Stateroom - Upper / Lower bunks w/ System #1 mattress & lift-up bottom for storage in Forward Port Stateroom
- Bed, Guest Stateroom - Side-by-side bunks w/ Handcraft Innerspring mattress
- Bedspreads - Quilted, designer style w/ pillow shams
- Decorative indirect rope lighting from underneath bed platform & behind valances
- Carpeting

- Hanging locker - Teak, maple-lined with bar for hanging clothes
- Headliner - Majilite, Natural Color, 1/8" foam & tricot backing
- Overhead LED Lights
- Sheets (1 set)
- 12v Stereo system w/ speaker recessed in headliner & bluetooth capability
- Storage drawers located under hanging locker
- Port Aft Stateroom Custom: Lights on switch in cabinet above outboard bunk
- Port Aft Stateroom Custom: USB ports in blank part in between 110v outlet
- Port Aft Stateroom Custom: 2nd Light in RD Cabinet; (1) at top & (1) below shelf
- Port Aft Stateroom Custom: Shelf in center of outboard cabinet
- Port Stateroom Custom: USB ports in blank spot between 110v outlet

Master Head, Guest Head, Port Head

- Air conditioning / heat w/ register
- Engineered Stone counter tops
- Exhaust fan w/ vent in soffit
- Custom Amtico flooring
- Sealand System Heads
- Lighting - Overhead LED lights recessed in soffit & in ceiling
- Linen storage w/ shelves in Master Head
- Lower vanity w/ curved teak face
- Master Stateroom Head - One-piece custom frameless shower doors
- Medicine cabinet w/ mirrored doors
- Mirror upper vanity w/ storage insert behind doors
- 120v - GFCI Receptacle
- Shower light
- Stall shower - Fiberglass w/ satin nickel shower fixtures & w/ drain to automatic sump pump in bilge
- Satin nickel towel bar & ring
- Master Head Custom: Vanity top to be Cambria Hire w/ eased edge
- Master Head Custom: Crown molding in place of gimp
- Master Head Custom: Sconces
- Forward Head Custom: Vanity top to be Cambria Hire w/ eased edge
- Forward Head Custom: Crown molding in place of gimp
- Port Head Custom: Vanity top to be Cambria Shire w/ eased edge

Salon

- Air conditioning w/ reverse cycle heat that circulates from concealed registers behind the valances to maximize comfort while minimizing noise & drafts - Individual temperature control

- Partial canvas carpet runner
- Full canvas carpet runner
- Blinds for desired natural lighting & additional privacy
- Cockpit table - Mappa Burl, high gloss finish - Hi - Lo
- Flooring - Custom Amtico at Salon entrance & wall-to-wall carpeting w/ lined padding for sound absorption
- Headliner - Majilite, Natural Color, 1/8" foam & tricot backing
- Home theater center w/ 49" HD TV on a raise & lower mechanism w/ antenna or cable hook-up, & Bose Lifestyle System w/ surround sound, aux audio input jacks to accommodate additional equipment (Enclosed Bridge model, TV located above dinette)
- Ice maker - Clear ice located in entertainment center
- Lambrequins - Fabric upholstered-inlaid in teak frames
- Lighting - Overhead LED lights recessed in headliner w/ dimmer switches & indirect decorative rope lighting behind valances, 24v DC
- Upgraded style L-shaped lounge, distressed Outdoor-Barro w/ storage arm; horizontal roll; tight back & top
- Main electrical panel w/ AC selector breakers & touch screens control monitor w/ audible & visible alarms: fire, Engine Room temperature, high bilge water, high exhaust temperature, generator & tank monitors as well as confirming correct system operation
- Pillows - Decorative throw for sofa
- Salon door - Electric sliding, molded fiberglass door w/ window & teak interior finish w/ key lock
- Teak cabinetry w/ drawers & bottle storage, finished maple interior
- Teak trim where Amtico floor meets carpet
- Teak strips in headliner
- Valances - Solid teak, fluted w/ solid teak blind covers
- Windows - Fixed, frameless side windows w/ tinted, tempered glass for style, natural lighting & privacy
- Wood strips in Salon headliner
- Salon Custom: Switch in electric panel for hardtop & Tower lights
- Salon Custom: Crown molding in place of standard gimp in Salon, Galley & dinette
- Salon Custom: 110v Outlet & USB port wire box aft corner of Salon sofa

Galley / Dinette

- Custom Galley Island - 360 degree access, storage & engineered stone counter top w/ overhang for (2) bar stools
- Dinette couch w/ removable cushions & storage underneath
- Electric range - Four-burner cook top, surface mounted
- Exhaust fan - High velocity designed for exterior ventilation
- Custom Amtico flooring

- Garbage disposal in sink
- LED lighting - backsplash
- Lighting - Overhead LED lights recessed in headliner w/ dimmer switches
- Maple interior cabinetry
- Microwave oven / Convection oven located in upper Galley cabinet
- Sink - Stainless steel, recessed in counter top w/ satin nickel Galley faucet
- Storage cabinets in upper Galley w/ pull-out drawers, varnished teak doors w/ finished maple interior
- Storage cabinets & drawers in lower Galley, varnished teak doors & faces w/ stowage for utensils & other items; finished maple interior
- Storage above dinette w/ pull-out drawers
- Sub-Zero, large capacity, deep-drawer under-counter style w/ varnished teak faces - (2) refrigerator units & (1) freezer unit
- Water tank level gauge
- Galley Custom: Pull-out trash bin
- Galley Custom: Lights in cabinet below NK on magnetic switch
- Switches & 110v on underside of upper Galley further outboard so that the backsplash cabinet can be opened & coffee maker is plugged in
- Galley Custom: Countertop to be Cambria IRE w/ eased edge
- Wood on aft side of Galley island
- Wood dinette table w/ wood pedestal

Flybridge

- Release Marine Teak Helm Pod
- Back-up engine controls supplied by engine manufacturer
- Bridge installed without exposed fasteners
- Bridge toe kick for comfort
- Center Console walk-around Helm w/ electronic storage in raised pod w/ additional storage below
- Custom Helm pod w/ single lever electronic controls & stainless steel steering wheel & trim tab control switches
- Furuno RD-33 Depth finder / Sea temperature gauge
- Electronic trolling valve controls
- Engine shut-down switches in radio boxes
- Extended overhang for extra room to move behind Helm & companion seats w/ anodized aluminum aft railing
- Fire system control w/ automatic & manual discharge & override system located at Console
- Fresh water outlet forward locker
- Freezer - Top-loading, for bait & food storage, forward
- Gauges / Electronic displays - Include hour meter reading for main engines supplied by manufacturer

- Handrails - Powder-coated aluminum effectively positioned above ladder to Bridge & at Helm
- Instrumentation based on standard engine package - Lighted w/ switches in radio box
- Lighted compass, flush-mounted on centerline
- Lounge seating to port & starboard & at forward end of Helm Console w/ vinyl covered foam cushions, hinged for access to storage under seats
- Non-skid Deck for traction & durability
- Port & starboard cabinet at aft end of lounge seating
- Recessed electronics box in Console for custom electronics package that is easily viewable & protected from the elements by acrylic fitted lid w/ gasket & stainless steel gas pistons
- Recessed radio boxes - Large radio boxes on port & starboard sides of Console w/ switch panel inside painted Satin Black
- Refrigerated drink box located at starboard forward corner
- Removable Flybridge bench seat backrest forward facing at aft ends of port & starboard bench seats
- Sink w/ spray head at forward end of Flybridge
- 12v Stereo system w/ speakers, flush-mounted to aft ends of Bridge
- Touch screen control monitor w/ audible & visible alarms: fire, Engine Room temperature, high bilge water, high exhaust temperature, generator & tank monitors as well as confirming correct system operation
- Trim tab control switch mounted at Console
- (2) Trumpet style air horns
- Under Helm access w/ lights & storage room
- Icom IC-M604 VHF Radio w/ antenna & mounts
- 12v Accessory power outlet
- Water maker control panel
- Palm Beach Tower
- Stainless steel gas springs on Flybridge bench seats
- Ded. Fresh water wash down feed for Tower with shut-off
- Flybridge Custom: Custom Flybridge bench seat cushions
- Flybridge Custom: Compass in recessed CS box in place of standard location
- Flybridge Custom: Rod racks for under bench seats
- Flybridge Custom: Recessed in fiberglass for finger pulls for acrylic lid for recessed box
- Flybridge Custom: Split radio box lids
- Flybridge Custom: Make Flybridge sink shallower to make GE for hose underneath
- Flybridge Custom: Helm & Companion Seats - (3) Upgraded Release Trillion Series Helm chairs w/ ultra leather, teak, ladder back w/ 4" stainless pedestals & removable cushions & covers

Engine Room / Mechanical Equipment

- MTU Series 2000 V12 M96L 1945 mhp.
- 1400 GPD Water maker w/ auto backflush
- A/C pressurized fresh water system w/ on Deck fresh water fill & Cockpit dockside supply inlet w/ pressure reducing valves
- Air conditioning - Direct expansion, zoned w/ reverse cycle heat for complete climate control throughout the interior & with individual controls for Staterooms & Salon
- Bilge pumps w/ clean out pumps linked into monitoring system & connected to float switches for automatic & manual operation
- Centralized sea water system
- DC power-assist hydraulic steering independent of engines
- Deck pump out fitting & direct overboard pump out for holding tank
- "Delta T" Engine Room ventilation system w/ thermostatically controlled supply & discharge fans for proper fresh air circulation & water intrusion suppression
- "Delta T" pneumatically controlled Engine Room ventilation dampers, integrated into fire suppression system
- Dual stage variable speed 110v AC fresh water system w/ on Deck fresh water fill & Cockpit dockside supply inlet w/ pressure reducing valve
- External sea strainers for main engine pick ups
- Fiberglass side discharge thru-hulls
- Fire suppression system - Automatically & manually operated & tied into main engine & generator ignition & ventilation systems w/ override
- Fresh water filter - Paper
- Fresh water supply in Engine Room for general maintenance & cleaning
- Electric fuel priming pumps for main engines - 24v
- Fuel transfer & management systems - 24v DC pump controlled through touch-screen control panels
- Hour meters on generators
- Internal sea strainers for generator & all other sea water pick ups
- Mufflers - Engines, in-line type w/ surge tubes in Engine Room
- Mufflers - Generators, gas / water separators
- Oil changing system - Gear type pump for main engines, transmissions & generator w/ pump out line run to Cockpit locker
- Parker FBO Series filters provided w/ MTU engine selection
- PEX plumbing - Fresh water system w/ manifold system to isolate individual areas
- Seakeeper Gyro SK 26
- Headhunter Head System
- Propellers - Class "S" pitch tolerance (ISO 484/2) & dynamic balancing. Advanced design cambered blade sections for optimum performance. Interceptors strips to adjust engine load. Nibral alloy for maximum durability.
- Racor fuel / water separator filters for main engines & single for generator. Clear bowl type, top-loading for convenient replacing
- Rudders - Stainless, composite rudder bearing w/ dripless seal laminated into Hull
- Seacocks - Bronze, ball-type sea valves for all thru-hulls below the water line -

Awlgrip Snow White

- Shafts - (2) Aquamet high-strength stainless steel, double-taper w/ machined keyway & custom thrust plate at main engine couplings
- Struts - Thru-water, Nibral, composite bearings
- Tides Marine water lubricated dripless shaft seals w/ crossover water supply from both engines
- Trim tabs - Recessed in transom w/ fiberglass covers, individual controls for each tab & indicator displays located at Helm
- Electric water heater
- Paint PVC trim at Engine Room "Snow White"
- Headhunter fresh water pump
- (2) Tool boxes in Engine Room - Four-drawer 12" wide painted White
- Engine Room Custom: Switch in Engine Room way for lights in fighting chair
- Engine Room Custom: Spot Zero Double Pass-W

Electrical System / Equipment

- 24v DC ship's service throughout
- 240 / 120v AC power supply
- 110v Outlet in Engine Room on aft bulkhead
- Anchor light / Navigation lights
- Batteries - (2) Independent 24v banks mounted in fiberglass storage boxes, maintenance free
- Battery chargers - (2) with thermal cutoff & switching system for complete integration
- Battery distribution panels w/ battery cutoff for ship service batteries & engine batteries
- Battery parallel system for main engines & generator start
- Bonded electrical system w/ ground plate
- Color-coded, labeled & numbered wiring system w/ corresponding drawings
- DC LED interior lighting throughout w/ dimmers excluding Companionway
- Engine Room lights - DC with LED / AC backup with switch at Engine Room entrance
- Diesel generators - (2) 21.5kW Onan E-QD (electronic quiet diesel) Series, user-friendly w/ electronic governing allowing voltage & electronic frequency control
- Glendinning cable master - (2) 50 / 220v AC w/ 3-wire grounded cord w/ voltage stabilizer isolation transformer for more consistent, cleaner voltage
- Instrument panel lights for Flybridge & main electric panel
- Lighting - Overhead LED lights recessed in ceiling & rope style decor lights concealed by teak valances
- Magnetic switches for bilge lights
- Master electrical control provided via power distribution system Can Bus control for AC / DC remote breaker electrical systems. Complete system control &

monitoring provided by (2) integrated touch screen controls - (1) located at Salon main panel & (1) at the Flybridge Helm

- Receptacles - 120v duplex w/ GFCI throughout
- Voltage stabilizer transformers for consistent, clean voltage

Cockpit

- Aluminum backing plate, laminated in Cockpit sole, for fighting chair or table
- Boarding box - Fiberglass w/ nonslip, lift-up top & storage
- Cable TV & telephone connections in cabinet under port forward gunwale wired to a home run in entertainment center - RG6 TV cable to accommodate satellite system & Phone cable is two-pair to accommodate current data phone systems
- Dockside electric connection - (2) 50amp / 220v electric retractable
- Dockside water connection w/ pressure reducing valve in cabinet under gunwale
- Engine Room access w/ door & ladder to Engine Room
- Extended Flybridge overhang for shade
- Fresh water wash down w/ hose bib located in cabinet under gunwale
- Gaskets for all lids & access doors
- Glendinning Cable masters - (2) in forward port & storage cabinets under gunwales
- Indirect rope tri-color (red, white, blue) lighting under coaming
- Ladder to Flybridge - One-piece, anodized aluminum w/ nonskid treads
- Latches for all in Deck box lids to prevent water intrusion into Deck boxes
- Lazarette hatch w/ access to steering system, trim tabs, drain pumps
- Lighting - Recessed tri-color (red, white, blue) recessed lights
- Live well in transom box without window & light
- Observation Mezzanine w/ port aft facing lounge seating w/ Sunbrella covered cushions, hinged seat w/ bait freezer, tackle cabinet to starboard w/ pullout drawers
- Refrigerate port Mezzanine under-mounted step box
- Recessed in Deck fish box, live well tub (optional) & dunnage box insulated & removable w/ pump out & drain plate w/ large holes for easy pump out & cleaning
- Recessed oversized refrigerated chill box in Mezzanine step for direct access from Cockpit
- Refrigerated drink box undermounted in Salon step for direct access from Cockpit
- Rupp Revolver Rod holders
- Cockpit freezer bait trays
- Scuppers threaded for on-Deck live well drain
- Fittings & plumbing for (1) on-Deck live well
- Rounded bottom-edge Cockpit coaming for comfort
- Sea water wash down supplied from centralized sea water system
- Self-bailing Cockpit w/ large scuppers
- Side lockers under coaming w/ gaff storage

- Split lids for fish boxes
- Stainless steel gas springs on all hatches & lids
- Stereo speakers tied into Flybridge stereo
- Straps w/ padding to secure transom door & gate while open
- Transom mounted fish box w/ drain
- Transom mounted swim steps at transom door
- Valve to fill fresh water tank from dockside inlet
- Walk-through transom door w/ lift gate
- Y-valve fresh & salt water wash down
- Teak Cockpit & Mezzanine
- Crushed ice machine w/ discharge in starboard Mezzanine box
- (2) 24v Outlets forward under coaming, (1) on each side
- 12v DC 30 amp Outlet forward under coaming for teaser reels
- Cockpit Custom: Additional fresh water T in Cockpit, (1) on each side for a total of (2)
- Cockpit Custom: Valve on transom L to allow it to be pressurized while running
- Cockpit Custom: Costa Cockpit Cover
- Cockpit Custom: Costa Cockpit sunshade w/ S
- Cockpit Custom: Release Marine fighting chair w/ lights & ultra leather
- Cockpit Custom: Fusion MS-NRX300 wired remote
- Cockpit Custom: JL Audio M700/5 amplifier
- Cockpit Custom: JL Audio M770-CCX-CG White speakers
- Cockpit Custom: Haunches - (2) JL Audio M8 IB5 CG White 8" Subwoofers
- Cockpit Custom: Haunches - (2) James Loud Speakers 42UE/OW 4" 2-Way White

Miscellaneous

- DC Bow thruster
- Clear Kote on all aluminum and glass
- Hull Color: Custom Hull Color - Gelcoat "Blue Tone White"
- Bottom Paint "Viking Blue"
- Custom non-metallic boot stripe in place of standard single stripe
- Anchor - Constructed w/ a high-tensile, corrosion resistant aluminum magnesium alloy
- Anchor locker w/ access from foredeck
- Anchor rode - 300' of line w/ 12' of chain & shackle in place of standard
- Awlgrip bilge areas w/ access hatches, Snow White, & lighted using magnetic switches for easier maintenance & cleaning
- Bonding system anode on transom
- Delete bow pulpit & install bow cleats fore & aft
- Bow rail - Anodized aluminum, brushed finish
- (8) Fire extinguishers
- Fresh water wash down at bow in anchor locker

- Holding tank monitor
- (6) Three-strand nylon mooring lines
- Painted rub rail
- Ships bell
- Side-mounted, wrap around grab rails - Powder-coated aluminum that follows the window line
- Stainless steel bow, spring & stern cleats thru-bolted to aluminum backing plates
- USB Receptacle (Apple compatible) in Staterooms & Salon
- Viking one year limited warranty
- Water delivery kit w/ tool set
- Wrapped hatch carpet installation
- Additional fuel tank for a total of (3) tanks
- Salon forward window mask (no warranty on cosmetic finish)
- Faux teak toe rail w/ Clear Coat
- Multi color rope lights under Flybridge shoe

Sales Comments

The 62 Convertible is a showpiece in the Viking tradition with a fusion of leading edge engineering. To optimize its strength to weight ratio, the composite cored Hull is resin infused with a high modulus of Dupont's Kevlar, carbon fiber and knitted fiberglass laminates selected to reduce weight while increasing the overall physical properties of the structure. Similarly, interior Stateroom and hanging locker doors, as well as cabinet fronts throughout the yacht incorporate honeycomb coring for further weight reduction.

Abundantly detailed, the profile of the 62 Convertible makes a powerful statement. The unbroken sheer sweeps gracefully bow to stern. Nearly eight feet of freeboard at the bow along with the gentle crown on the flush foredeck is aesthetically pleasing to the eye, and increases the headroom in the Forward Stateroom. A newly designed Engine Room vent fascia with longitudinal fins give the boat the illusion of speed even at rest, while keeping the machinery space dry and supplying a rush of combustion air.

Walking into the Salon is a delight to the senses and your first impression will be that you are aboard a much larger yacht. With nearly 19 feet of beam, the expanse resembles a stately great room, lush with individually chosen planks of random, natural teak each one featuring a tight, fine grain that defines the area with sense of richness and custom appointments. A home theater system includes a 46-inch flat screen television, which rises from the teak cabinetry and an audiophile Bose system. The serving island, a Viking innovation, is topped with custom granite, as are all of the counters

in the L-shaped Galley. The island is ideal for prepping meals at the dock or under way, and allows more freedom of movement throughout the area with two egress points. Drawer-style under counter refrigeration and world class appliances will bring smiles to even the most demanding chefs.

A choice of three or four Staterooms is available. In the Three-Stateroom Plan, each one has a private head and fiberglass shower stall. In the Four-Stateroom Layout, the two Port Staterooms share the Port Head. While all of the Staterooms offer generous accommodations, including System #1 innerspring mattresses, excellent stowage and privacy, each has its own special take and is uniquely designed to maximize comfort and function. The Forward Stateroom offers a choice of a VIP Layout with a queen size walk around berth, or crossover berths. The Port Stateroom has side-by-side berths and the fourth Stateroom features upper and lower berths. The Master Stateroom is amidships with an athwart ships queen-size walk around bed, an upholstered headboard, flanking night tables, a credenza, a 32-inch flat screen television, and a pair of floor to ceiling maple-lined hanging lockers.

The Flying Bridge mirrors other new generation Vikings with a Center Console Helm Station, three Murray Products pedestal seats with ladder backs, port, starboard and forward lounge seating with stowage beneath each one, a freezer and a chill box for drinks.

The bi-level 172 square-foot Cockpit is the result of thousands of hours on the tournament trail. On the upper level, another Viking innovation, the observation Mezzanine is designed to keep guests cool and dry thanks to the Flying Bridge overhang, as well as clear of the crew working in the lower Cockpit. Lifting the hinged seat lids beneath the Sunbrella cushions exposes a freezer, and Engine Room access. A lower level compartment stows bulky gear, while tackle drawers are built into a molded console to starboard. A refrigerated drink box doubles as the Salon entrance step. The lower level Cockpit is professionally equipped with flush rod holders, fresh and raw-water wash down systems, a transom fish box, rounded comings with indirect rope lighting below, side lockers for tag stick and gaff stowage, a quick disconnect fitting for oil changes for the engines, transmissions and generator, port and starboard in-deck insulated fish and stowage boxes, and stereo speakers to name just a handful of the standard features. The Lazarette also has been prepped for the installation of a Seakeeper gyro stabilizer at the factory or a later date.

Mechanically, the Engine Room is engineered for life at the 1,000 fathom line. Engine instrumentation is located at the entrance door. Bilge areas are painted with bright white awlgrip for ease of maintenance. A Delta-T ventilation system provides clean, dry air for combustion, while suppressing

water intrusion. A centralized sea-water system with a variable speed pump provides ample flow to multiple outlets for on-board needs including water makers, ice makers, air conditioning, live wells and wash down system. A 27.5 kW Onan generator is standard and space is provided for a 21.5 kW Onan as a backup if desired. Climate control needs are met with a 58,000 btu direct expansion and zoned air conditioning system. For turnkey delivery, we encourage you to enlist the services and products of our sister companies, Atlantic Marine Electronics and Palm Beach Towers for custom accessories.

THIS BEAUTY IS SOUTH JERSEY YACHT SALES' DEMO BOAT AND WILL BE AVAILABLE FOR PURCHASE IN OCTOBER!

Exclusions


Owner's personal belongings.

Disclaimer

The Company offers the details of this vessel or yacht in good faith but cannot guarantee or warrant the accuracy of this information nor warrant the condition of the vessel. A buyer should instruct his representatives, agents, or his surveyors, to investigate such details as the buyer desires validated. This vessel or yacht is offered subject to prior sale, price change, or withdrawal without notice.

PHOTOS


Profile 2




Profile 3




Profile 4



Companionway - Clothes Washer & Dryer & Closet



Master Stateroom



VIP Stateroom




Guest Stateroom




Guest Stateroom




Head




Head




Salon 1




Salon 2




Galley



Helm / Electronics & Navigation




Deck 1 - Bridge Seating




Deck 2 - Helm Seats




Engine & Mechanical Equipment 1




**Engine & Mechanical Equipment 2 -
SeaKeeper**




Cockpit / Fishing Equipment 1



**Cockpit / Fishing Equipment 2 -
Mezzanine Seating**



Rear Profile



CONTACTS

Andrey Shestakov, leading yacht broker of the sales department of Shestakov Yacht Sales Inc. Shestakov Yacht Sales Inc., the official representative of the Miami/Fort Lauderdale FL headquarters.

Contact details

Email: **andrey@shestakovyachtsales.com**

Web: shestakovyachtsales.com/en/

Telephones

USA: **+1(954)274-4435**

Office hours

Monday – Saturday: **9:00 - 21:00** EDT

Sunday: **closed**

Address



Harbour Towne Marina, 850 NE 3rd St, STE 213, Dania, FL 33004