

ONE LOVE — SEA RAY



Builder: SEA RAY

Year Built: 2006

Model: Motor Yacht

Price: PRICE ON APPLICATION

Location: United States

LOA: 44' 0" (13.41m)

Beam: 14' 3" (4.34m)

Max Draft: 3' 8" (1.12m)

Cruise Speed: 24 Kts. (28 MPH)

Max Speed: 29 Kts. (33 MPH)

Our experienced yacht broker, Andrey Shestakov, will help you choose and buy a yacht that best suits your needs **ONE LOVE — SEA RAY** from **our catalogue**. Presently, at **Shestakov Yacht Sales Inc.**, we have a wide variety of yachts available on **our sale's list**. We also work in close contact with all the big **yacht manufacturers** from all over the world.

If you would like to buy a yacht **ONE LOVE — SEA RAY** or would like help answering any questions concerning purchasing, selling or chartering a yacht, please call **+1(954)274-4435**

TABLE OF CONTENTS

TABLE OF CONTENTS	2
SPECIFICATIONS	4
Overview	4
Basic Information	4
Dimensions	4
Speed, Capacities and Weight	5
Accommodations	5
Hull and Deck Information	5
Engine Information	5
DETAILED INFORMATION	6
Highlights	6
Salon	6
Galley	6
Accommodations	8
Cockpit	10
Helm / Electronics	10
Mechanical	10
Electrical	11
Flybridge	11
Exclusions	12
Disclaimer	12
PHOTOS	13
Manufacturer Provided Image	17
CONTACTS	18
Contact details	18
Telephones	18
Office hours	18
Address	18

SPECIFICATIONS

Overview

ONE LOVE is the by far the nicest and best deal on a 44 Sedan Bridge. If you are looking for a truly turn-key Sea Ray 44 DB - you have found it! The owner has spared no expense in getting her and keeping her in pristine condition. A sample of the features and upgrades include:

- Low hour Cummins Diesels (1,000 service completed)
- Just serviced oversized 1,300 lb. 42 inch hydraulic platform (new lines)
- Brand new hullsides Blue Paint Job (12/2017)
- Fully buffed and waxed (1/2018)
- Bottom paint with Prop speed and prop balancing (12/2017)
- Spare Props
- Brand new flybridge enclosure (2/2018)
- Brand new Canvas on hard top (11/2017)
- New cushions in cockpit and flybridge (2/2018)
- New Argo Sea Strainers (12/2017)
- Fully serviced and de-scaled A/C systems (1/2017)

DYSID 3179466

Basic Information

Category: Motor Yacht

Sub Category: Flybridge

Model Year: 2006

Year Built: 2006

Country: United States

Dimensions

LOA: 44' 0" (13.41m)

Beam: 14' 3" (4.34m)

Max Draft: 3' 8" (1.12m)

Speed, Capacities and Weight

Cruise Speed: 24 Kts. (28 MPH)

Max Speed: 29 Kts. (33 MPH)

Displacement: 28500 Pounds

Water Capacity: 120 Gallons

Holding Tank: 42 Gallons

Fuel Capacity: 350 Gallons

Accommodations

Total Berths: 4

Total Heads: 2

Hull and Deck Information

Hull Material: Fiberglass

Engine Information

Engines: 2

Manufacturer: Cummins

Model: QSC-500

Engine Type: Inboard

Fuel Type: Diesel

DETAILED INFORMATION

Highlights

This 'pocket yacht' has been taken care of and put in to pristine condition by her very keen owner. A prime example and best in class for her vintage, ONE LOVE, can make those trips to the sand bar or Bimini a pleasurable adventure.

Truly turn key, ONE LOVE represents the best deal and value on in the 44 Sedan Bridge market. With comfortable flybridge that seats 6 and interior accommodations for 4 adults, there is so much to like about this yacht.

Beaming from a new paint job, fully buffed and waxed, new flybridge enclosure, new exterior vinyls and fresh bottom job, once you climb aboard you immediately get the feeling of the a well maintained boat.

Twin Cummins QSC-500 diesel engines are clean burning and efficient. A 9 Kw Onan Diesel provides comfort at anchor to run all your systems. A true weekender with room to explore and get away, ONE LOVE is the perfect choice.

Call us today to schedule a showing!

Salon

Entering the salon enjoy a panoramic view from the luxurious appointed salon and dingin area. Newly installed carpet runners, high gloss wood table along with stainless steel handrails provide upscale accents.

Entertainment is provided by a 24" HDTV with DVD and Sat TV.

Lounge and sofa seating are positioned on both sides, starboard and port.

Galley

- Breakfast Bar, Solid Surface
- Coffeemaker, 120V
- Countertop, Solid Surface, Sink,
- Single-Lever Grohe® Faucet & Solid Surface Sink Cover
- Wood Flooring
- Handrail, Stainless Steel
- Lighting, Dual-Voltage - 120V/12V
- Microwave/Convection Oven, 120V
- Power Vent, 12V

- Refrigerator/Freezer - Dual-Voltage -
 - 120V/12V
 - Storage, Drawers w/Cutlery Insert
 - Storage, Galley Pantry
 - Storage, In-Floor
 - Storage, Under Steps
 - Storage, Upper & Lower
 - w/Designated Glass &
 - Bottle Storage
 - Stove, 120V Recessed Two-Burner
 - Trash Receptacle
-
- Breakfast Bar, Solid Surface
 - Coffeemaker, 120V
 - Countertop, Solid Surface, Sink,
 - Single-Lever Grohe® Faucet & Solid Surface Sink Cover
 - Wood Flooring
 - Handrail, Stainless Steel
 - Lighting, Dual-Voltage - 120V/12V
 - Microwave/Convection Oven, 120V
 - Power Vent, 12V
 - Refrigerator/Freezer - Dual-Voltage -
 - 120V/12V
 - Storage, Drawers w/Cutlery Insert
 - Storage, Galley Pantry
 - Storage, In-Floor
 - Storage, Under Steps
 - Storage, Upper & Lower
 - w/Designated Glass &
 - Bottle Storage
 - Stove, 120V Recessed Two-Burner
 - Trash Receptacle
-
- Breakfast Bar, Solid Surface
 - Coffeemaker, 120V
 - Countertop, Solid Surface, Sink,
 - Single-Lever Grohe® Faucet & Solid Surface Sink Cover
 - Wood Flooring
 - Handrail, Stainless Steel
 - Lighting, Dual-Voltage - 120V/12V
 - Microwave/Convection Oven, 120V
 - Power Vent, 12V
 - Refrigerator/Freezer - Dual-Voltage -

- 120V/12V
 - Storage, Drawers w/Cutlery Insert
 - Storage, Galley Pantry
 - Storage, In-Floor
 - Storage, Under Steps
 - Storage, Upper & Lower
 - w/Designated Glass &
 - Bottle Storage
 - Stove, 120V Recessed Two-Burner
 - Trash Receptacle
-
- Breakfast Bar, Solid Surface
 - Coffeemaker, 120V
 - Countertop, Solid Surface, Sink,
 - Single-Lever Grohe® Faucet & Solid Surface Sink Cover
 - Wood Flooring
 - Handrail, Stainless Steel
 - Lighting, Dual-Voltage - 120V/12V
 - Microwave/Convection Oven, 120V
 - Power Vent, 12V
 - Refrigerator/Freezer - Dual-Voltage -
 - 120V/12V
 - Storage, Drawers w/Cutlery Insert
 - Storage, Galley Pantry
 - Storage, In-Floor
 - Storage, Under Steps
 - Storage, Upper & Lower
 - w/Designated Glass &
 - Bottle Storage
 - Stove, 120V Recessed Two-Burner
 - Trash Receptacle

Accommodations

- ***Forward Stateroom:***
- Full-Size Bed w/Innerspring mattress
- Coordinated Spread & Drawer
- Storage Below
- Privacy door w/Full-Length Mirror
- Hanging Lockers (2), Cedar-Lined w/Lights

- Mirrored Rope Locker Bulkhead
- Storage, Gunwale Cabinets
- Storage, In-Floor
- Storage, Side Shelves
- TV/DVD Combo, 17" LCD Flatscreen
- 120V w/Remote & Coax Outlet
- **Forward Head/Shower:**
- Bath Accessories, Chrome
- Clothes Hook
- Door, Privacy - Access from
- Forward Stateroom
- Elliptical Stainless Steel Handrails
- Large Head (VacuFlush®)
- Power Vent, 12V
- Shower w/Seat, Adjustable Grohe
- Shower Wand & Acrylic Door
- Skylight, Circular
- Storage, Medicine Cabinet - Mirrored
- Vanity w/Solid Surface Countertop,
- Sink, Grohe Faucet &
- Storage Below
- **Port Stateroom:**
- Twin Beds (2) - w/Mattresses,
- Pillows, Sheets & Coordinated
- Spread w/Filler Cushions to Convert into King-Size Bed
- Storage Below
- Privacy Door w/Full-Length Mirror
- Hanging Locker, Cedar-Lined w/Light
- Mirror, Wall Accent
- Nightstand, Built-In w/Countertop
- Portlight - Stainless Steel
- Skylight, Circular
- **Guest Head/Shower (Port):**
- Bath Accessories, Chrome
- Clothes Hook
- Door, Privacy - Access from Salon
- Handrail, Elliptical Stainless Steel
- Head, Large (VacuFlush)
- Power Vent, 12V
- Shower w/Seat, Adjustable Grohe
- Shower Wand & Acrylic Door
- Skylight, Circular
- Storage, Cabinet - Shower
- Storage, Medicine Cabinet - Mirrored

- Vanity w/Solid Surface Countertop,
- Sink, Grohe Faucet
- Storage Below

Cockpit

- Non-skid fiberglass deck
- Door, Cabin Entry (Sliding & Lockable) w/Screen
- Transom Door
- Self-Bailing cockpit
- Hatch, Engine Service Gas-Assisted
- Icemaker, 120V
- Lighting, Indirect
- Outlet, 120V GFI Protected
- Molded Deck Access to Flybridge
- Large Settee with Table
- Full Cockpit enclosure with screen
- Storage Trunk
- Four (4) flush mounted gunwale Rod Holders

Helm / Electronics

- Raymarine E120 Color Chartplotter
- SmartCraft Systems Monitor
- Raymarine Autopilot
- Dual Controls (Throttle and Shift)
- ICOM VHF with External Speaker
- Bow Thruster
- Custom Oversized Helm Wheel
- ACR Spotlight
- Bennett Trim Tabs
- Fusion Stereo with Bluetooth and Remote
- JL Audio amplifier and Sub woofer
- Cockpit Camera

Mechanical

- Cummins QSC-500 Diesel Inboards / 478 hp
- Bow Thruster
- Bilge Pumps, 12V Automatic (3)
- Bilge Pumps, 12V Automatic

- High-Water (1 Bilge, 1 Cabin)
- 12V Bilge Blowers
- Underwater Exhaust
- Fire Suppression System - Automatic w/ Manual Pull
- Engine Room Lighting
- Oil Change System
- Fuel Filters, Remote Racor
- Fuel Tanks, Aluminum w/ Manual Shutoff Valves
- Air Conditioning, Multi Zone Reverse-Cycle System
- Maintenance Free AGM Batteries
- Battery Charger/Converter
- Battery Switches
- Shore Cord Winder Glendinning 50 Amp w/75' Cord

Electrical

- Batteries (4) w/Trays
- Battery Charger/Converter, 120V/50
- Amp - 12V
- Solenoid Disconnect w/Composite
- Panel, Circuit Breaker - Remote
- Panel, DC Main Breaker
- Panel, Main Distribution AC
- Panel, Main Distribution - DC -
- Shore Power, Dual 30 Amp/120V/60 Cycle w/50' Cords & Adapters
- Transformers, Shore Power Isolation
- (2) - 30 Amp/120V/60 Cycle
- TV/Phone Inlet w/TV Antenna, TV
- Shore Cord & Phone Shore Cord
- Onan 9kw Generator 120V/60 Cycle Diesel (1,300 hours as of 2/2018)

Flybridge

- Molded Staircase for easy access
- Newly installed White Canvas w/ clear Bridge Enclosure and u-shaped zipper openings
- Windshield Cover
- Dual Captain's Chairs
- New centerline Compass
- U-Shaped seating with fiberglass table with integrated cup holders
- Wood grain dash with Analog Gauges
- Oversized Custom Helm Wheel

- Cup Holders

Exclusions

Owner's personal belongings.

Disclaimer

The Company offers the details of this vessel or yacht in good faith but cannot guarantee or warrant the accuracy of this information nor warrant the condition of the vessel. A buyer should instruct his representatives, agents, or his surveyors, to investigate such details as the buyer desires validated. This vessel or yacht is offered subject to prior sale, price change, or withdrawal without notice.

PHOTOS














Manufacturer Provided Image



CONTACTS

Andrey Shestakov, leading yacht broker of the sales department of Shestakov Yacht Sales Inc. Shestakov Yacht Sales Inc., the official representative of the Miami/Fort Lauderdale FL headquarters.

Contact details

Email: **andrey@shestakovyachtsales.com**

Web: shestakovyachtsales.com/en/

Telephones

USA: **+1(954)274-4435**

Office hours

Monday – Saturday: **9:00 - 21:00** EDT

Sunday: **closed**

Address



Harbour Towne Marina, 850 NE 3rd St, STE 213, Dania, FL 33004