

AMANYARA — SEA RAY



Builder: SEA RAY

LOA: 45' 0" (13.72m)

Year Built: 2004

Beam: 14' 0" (4.27m)

Model: Cruiser

Max Draft: 3' 4" (1.02m)

Price: PRICE ON APPLICATION

Location: United States

Our experienced yacht broker, Andrey Shestakov, will help you choose and buy a yacht that best suits your needs **Amanyara — SEA RAY** from **our catalogue**. Presently, at **Shestakov Yacht Sales Inc.**, we have a wide variety of yachts available on **our sale's list**. We also work in close contact with all the big **yacht manufacturers** from all over the world.

If you would like to buy a yacht **Amanyara — SEA RAY** or would like help answering any questions concerning purchasing, selling or chartering a yacht, please call **+1(954)274-4435**

TABLE OF CONTENTS

TABLE OF CONTENTS	2
SPECIFICATIONS	4
Overview	4
Basic Information	4
Dimensions	4
Speed, Capacities and Weight	4
Accommodations	4
Hull and Deck Information	5
Engine Information	5
DETAILED INFORMATION	6
Walkthrough	6
Cabin Interior	6
Accommodations	7
Additional Equipment	8
Electronics	8
Exterior	9
Fresh Water System	10
Engines and Mechanical	10
Bottom	12
Fire Control	12
Safety Gear	12
Ground Tackle	13
Exclusions	13
Disclaimer	13
PHOTOS	14
Sea Ray 420 Sundancer Salon and Galley	14
Sea Ray 420 Sundancer Salon	14
Sea Ray 420 Sundancer Salon Sofa and Table	14

Sea Ray 420 Sundancer Salon	14
Sea Ray 420 Sundancer Master Stateroom	14
Sea Ray 420 Sundancer Galley	14
Sea Ray 420 Sundancer Convertible Sofa	15
Sea Ray 420 Sundancer Galley	15
Sea Ray 420 Sundancer Convertible Sofa	15
Sea Ray 420 Sundancer Head	15
Sea Ray 420 Sundancer Head	15
Sea Ray 420 Sundancer Helm	15
Sea Ray 420 Sundancer Cockpit Seating	16
Sea Ray 420 Sundancer Helm Seating	16
Sea Ray 420 Sundancer Cockpit Seating	16
Sea Ray 420 Sundancer Cockpit Seating	16
Sea Ray 420 Sundancer	16
Sea Ray 420 Sundancer Canvas	16
Sea Ray 420 Sundancer	16
CONTACTS	17
Contact details	17
Telephones	17
Office hours	17
Address	17

SPECIFICATIONS

Overview

This 420 Sea Ray Sundancer is turn key and ready for its new owners! She is the perfect combination of comfort and style. True to Sea Ray fashion you will experience ample seating in the cockpit making her the perfect family vessel. Whether you are day boating or going to an extended Bahamas vacation this Sea Ray 420 can do it all! The boat has been meticulously taken care of and is extremely clean!

Basic Information

Category: Cruiser

Sub Category: Express

Model Year: 2004

Year Built: 2004

Country: United States

Registration #: 1154844

Coast Guard #: 1154844

Vessel Top: Hardtop

Dimensions

LOA: 45' 0" (13.72m)

Beam: 14' 0" (4.27m)

Max Draft: 3' 4" (1.02m)

Speed, Capacities and Weight

Gross Tonnage: 30 Pounds

Water Capacity: 100 Gallons

Holding Tank: 42 Gallons

Fuel Capacity: 335 Gallons

Accommodations

Total Cabins: 2

Hull and Deck Information

Hull Material: Fiberglass

Deck Material: Fiberglass

Hull Configuration: Deep Vee

Hull Color: Dark Blue

Engine Information

Manufacturer: Cummins

Model: 6CTA8.3-M3, Turbocharged

Engine Type: Inboard

Fuel Type: Diesel

DETAILED INFORMATION

Walkthrough

Express style cruiser with propulsion provided by two Cummins model 6CTA8.3-M3, turbocharged, 450 HP, fresh water cooled, marine diesel engines. She is outfitted with a full complement of marine electronics, including three SMX digitally controlled Cruise Air sea water cooled marine air conditioning systems and a 9 KW Onan fresh water cooled marine diesel generator.

The interior layout offers a master stateroom forward with an oversized centerline berth and hanging locker. A shower closet, galley area, and a small single entrance toilet compartment is on the starboard side with a midship stateroom featuring U-shaped seating and a 12V electromechanical reclining couch located directly under the bridge deck. A single entrance toilet compartment is forward on the port side with couch seating area for the salon and steps leading up to the helm area. The helm features a captain's helm seat and bench passenger seating. A wash down sink and storage areas are on the port side of the cockpit with U shaped seating area for the aft cockpit area. The transom gate door on the port side provides access to the integral swim platform extension with a centerline concealed swim boarding ladder and garage storage in the transom.

FEATURES

- Standard SmartCraft instrumentation and System View.
- Molded fiberglass sport spoiler with overhead lighting
- Flush-mount skylight with retractable sunshade in the salon
- Fiberglass Hatman stringer system
- Custom Sea Ray thru-bolted stainless steel cleats
- Patented underwater exhaust for quieter cruising.
- Separate head and shower for forward stateroom.

Cabin Interior

Ultra leather upholstered couch and U shaped seating in the midship stateroom, featuring two tables, and a Beam central vacuum system with hose and attachments

Galley

A large galley in the cabin area on the starboard side features Corian-appearance countertop surface with integrally molded sink (includes a cover and designated storage area) and a single lever faucet. Layout features below countertop waste

basket access, drawers and cabinet storage areas, and a 12V vent for galley area. The under counter refrigerator and freezer stocks plenty of food for an extended cruise, there's also a recessed two-burner stove, microwave oven, and coffeemaker.

- Black and Decker spacemaker coffee maker
- Kenyon Eurakera series two burner, smooth top range (with cover board and designated storage area for the board under the galley sink)
- Panasonic Dimension 4 microwave
- Coolmatic front load freezer box and separate Coolmatic front load refrigerator

Helm

The adjustable captain's chair faces a wraparound console with a wealth of instrumentation and information at your fingertips, including a Raymarine package with GPS and VHF radio.

Accommodations

Forward Stateroom: Features a full-size pedestal bed with innerspring mattress, pillows, sheets and coordinated spread. Hanging lockers with lights and port side shelves provide ample storage space.

Mid-stateroom: With a convertible sleeper/sofa, provides an intimate conversation area during the day and extra sleeping quarters at night.

The salon's curved sofa seats a crowd at party or dinnertime and sleeps two in comfort overnight when converted to a bed.

Heads: Single entrance head compartment forward on the port side with separate entrance for shower compartment across on the starboard side and a small second head compartment midship on the starboard side, both with 12V vents in each compartment

Toilets: Sea Land Vacuflush toilet systems (closed, fresh water flush toilet system with master breaker control with power on light at the DC panel in the salon)

Sinks: Corian appearance countertop with sink basins (above the waterline drainage for each sink)

Shower: Separate shower stall on starboard side forward, pull out faucet for shower in midships

Additional Equipment

- Cockpit seating and bolsters replaced with new (excellent appearance)
- Fiberglass hardtop over the helm and passenger helm area raised with isinglass panels and aft curtain (extending back to the transom)
- Canvas weather cover for the helm and cockpit television
- Foredeck sun cushions (stowed in midship cabin)
- Cockpit carpet
- Cockpit table with varnished top
- To 12V windshield wipers with fresh water washer function
- 12V signal horns
- Bennet model V 351 single ram hydraulic assist trim planes
- Wash down sink, storage compartments on the port side of the cockpit
- Reverso 12V oil changer system for engines and generator
- Fenders and misc. lines
- Sony Bravia flat screen color television (salon area)
- JVC flat screen DVD combo units (forward and midship cabin, all televisions interfaced for satellite reception)
- Two KVH satellite domes (for satellite TV and sat phone)
- Glomex ship's antenna system and dockside receptacle
- Three Marine Air reverse cycle, SMX digitally controlled, sea water cooled, marine air conditioning systems (for cabin and helm area), plumbed with a single air-cooled 110V seawater circulation pump, sections of reinforced marine grade hose, s/s ball valve for seawater intake thru hull fitting and a Groco bronze/glass sea water strainer

Electronics

Radios

Raymarine model Ray 240 handset VHF radio (remote speaker with adjustable volume, mic cord in good condition, two Shakespeare antennas', both coaxial cables compromised)

Stereo System

Fusion 700 series stereo system with helm station remote (upgraded system) with a DCZ625 6 stack CD player, Clarion power amplifier, subwoofer, multiple speaker selections and rocker type mute switches for cabin area and cockpit (switches to the starboard side of the companionway entrance way)

Other

- Raymarine model C 120 color screens (two) for GPS navigation plotter system,

fish/bottom finder, Ocean View thermal imaging camera (night vision views) and a Raymarine model #E 80 radar (72 mile range with overlay, all systems interfaced)

- Raymarine model ST 60 display for digital depth and vessel speed (speed not displaying)
- Raymarine model ST 60 display for graphic navigation information and tracking display
- Raymarine model ST7001+ autopilot (interfaced with plotter and operational)

Express style helm station (starboard side) with engine instrumentation consisting of:

- Two tachometers with digital hour meters (displays, replacement tachometers installed)
- Combination gauges for engine temperature and oil pressure gauges
- Volt meters
- Fuel level gauges
- Separate synchronizer gauge Floscan fuel usage management systems with digital hour meters (for each engine)
- Generator remote gauges (cockpit panel on starboard side)
- Ritchie powerdamp series “black card” compass
- Sea Ray audible and visual system’s alarm
- Teleflex “gold tip” separate lever throttle/shift controls (conventional cable controls)
- Rocker switch starting with audible alarms (key switches and main breakers at master AC/DC panel in the cabin)
- Emergency parallel assist starting solenoid
- 12V night navigation and anchor lighting systems, cabin interior lights, cockpit courtesy lights, arch spoiler lights, engine room lights and an RCL model 1000 bow mounted spotlight

Exterior

- **Rubrail:** Raised section with continuous s/s striker (raised molded deck edge of toerail)
- **Paint/Gel:** White hull topsides, white decks, and superstructure
- **Superstructure:** Reinforced molded fiberglass construction, integral swim platform hull extension
- **Ports:** S/s famed oval ports with screens
- **Decks:** Open walk-around deck areas with designated non-skid surfaces
- **Cockpit/Aft deck:** Large cockpit area with 12V lifts for hinged machinery access hatch (crowned deck forward)
- **Lifelines/Rails:** S/s bow rail with s/s tubular safety rail, s/s hand and foredeck railings
- **Hinges/Hardware:** S/s frame for windshield with 12V mechanical center opening,

lower section, windshield panel

- **Cleats:** S/S cleats, forward, midship and aft
- **Hatches:** Taylor opening deck hatch forward with Ocean Air shade/screen, large sky slight panel with shade screen for salon area and additional hatch for fiberglass hardtop
- **Doors/boards:** Hinged Spartech door with companionway hatch (for cabin entrance, mismatched color) and fiberglass transom gate door (aft on the port side)

Fresh Water System

- Par dockside water pressure regulator
- Single rigid polyethylene fresh water tank plumbed with a Shurflo 12V pressure supply pump
- Accumulator tank
- Sea Ward 11 gallon water heater (forward and outboard of the starboard engine - water tank level light gauge at master DC panel)
- Freshwater wash down spigot for the machinery spaces
- Cold shower fixture for cockpit area
- Transom shower (100 gallon capacity)

Engines and Mechanical

Engines

Two Cummins model 6CTA8.3-M3, turbocharged and intercooled (Air Sep systems installed), 450 HP (@ 2600 rpm) marine diesel engines with thermostatically controlled fresh water cooling systems (with coolant recovery bottles) using seawater cooling heat exchangers, engine and gear oil coolers and exhaust systems with sections of double clamped marine grade exhaust hose and fiberglass tubes for underwater and side bypass discharge. Separate 12V starting and alternator charging systems

Marine Gears

ZF model 280 IV, 1.56:1 reduction marine gears (V drive gears) coupled to single section s/s shafts using Strong dripless shaft log glands

Generator

Onan model 9 MDKAV, 9 KW (@ 1800 rpm) three-cylinder inline, four cycle, marine

diesel generator with remote panel starting (at master AC/DC panel) and a thermostatically controlled closed fresh water cooling system using a seawater cooled heat exchanger and exhaust system with a fiberglass water lift type muffler (generator installed on outboard side aft of the port engine)

Sea Cocks

Operational s/s ball valves with Perko bronze/glass sea water intake strainers (for engines and generator, Groco strainer for air conditioning system)

Batteries

Five group size 27 “flooded” marine grade batteries (three on port side and two on starboard side of machinery spaces, outboard of the engines) secured in position with terminal post covers and three solenoid switches in the machinery spaces and at master panel in salon

D.C. Wiring

Approved with breakers on panel located forward in the machinery spaces and master DC panel on the port side of the salon area with one volt meter (with battery bank selector switch) and one amp usage meter

A.C. wiring

One 30 amp shore power cord and separate individual line breakers, two volt meters, two amp usage meters, reverse polarity indicator lights (red and green) green “power on” indicator lights and generator/shore power selector breakers

Battery charger

Intel-Power model PD 2040 marine charger (concealed on port side of cabin entrance steps)

Fuel system

Two aluminum gallon fuel tanks with separate fill sections of CG approved fuel hose with Racor fuel/water separators (900 series for engines and 500 series for generator) and engine/generator mounted secondary filters (total fuel capacity reported as 335 gallons)

Ventilation

Topside ventilators (aft of midship) assisted by two inline 12V blowers

Steering system

Sea Star I hydraulic assist steering system with tilt wheel, bronze crossover bar for

rudder posts and bronze adjustable rudder post packing glands

Bilge pumps

Four Rule 12V high capacity bilge pumps with float switches aft and an operational high water bilge alarm system

Thru hulls: Bronze below the waterline and chrome bronze reinforced above

Sump: Rule 1000 12V, bilge pump with float switch in designated covered box

Holding tank: Rigid polyethylene tank plumbed located aft on the starboard side of the machinery spaces plumbed for deck pump or Sealand 12V pump for below the waterline discharge using a thru hull fitting shut off valve and micro safety switch

Bottom

- **Antifouling paint** applied
- **Keel/Ballast:** deep V hull with propeller pockets
- **Propeller(s):** Michigan Nibral four blade 22" x 25" with a light cup (as marked on each propeller, starboard propeller nuts tightened while vessel hauled for survey)
- **Rudder:** Two bronze plates with packing glands and bronze crossover support bars over the stringers
- **Struts:** Single post bronze struts
- **Cutless bearings**
- **Shafts:** Single section 2" shafts (approximate diameter)
- **Zincs:** Serviceable condition (transom and trim plane zincs)

Fire Control

- **Dry chemical:** Four Kidde BC units (various locations, see recommendations)
- **Fixed system:** Sea Fire halon 1301 system for machinery spaces with override at the helm station

Safety Gear

Four jackets, one throw-able cushion, and three Xintec co monitor alarms for the cabin

area.

Ground Tackle

- **Anchors:** One Kodiak fast set type s/s anchor on extended s/s anchor chute with two rubber rollers
- **Rode:** Chain and line observed (stowed in below deck anchor locker with flush deck access hatches on each side)
- **Windlass:** Progress One, chain/line, 12V up/down anchor windlass with remote control from the helm station and two foredeck foot switches (with weather covers, and canvas cover for windlass)

Exclusions


Owner's personal belongings.

Disclaimer


The Company offers the details of this vessel or yacht in good faith but cannot guarantee or warrant the accuracy of this information nor warrant the condition of the vessel. A buyer should instruct his representatives, agents, or his surveyors, to investigate such details as the buyer desires validated. This vessel or yacht is offered subject to prior sale, price change, or withdrawal without notice.

PHOTOS


Sea Ray 420 Sundancer Salon



Sea Ray 420 Sundancer Salon and Galley




Sea Ray 420 Sundancer Salon



Sea Ray 420 Sundancer Salon Sofa and Table




Sea Ray 420 Sundancer Galley




Sea Ray 420 Sundancer Master Stateroom




Sea Ray 420 Sundancer Galley




**Sea Ray 420 Sundancer Convertible
Sofa**




**Sea Ray 420 Sundancer Convertible
Sofa**




Sea Ray 420 Sundancer Head




Sea Ray 420 Sundancer Head




Sea Ray 420 Sundancer Helm



Sea Ray 420 Sundancer Helm Seating



Sea Ray 420 Sundancer Cockpit Seating




Sea Ray 420 Sundancer Cockpit Seating




Sea Ray 420 Sundancer Cockpit Seating




Sea Ray 420 Sundancer



Sea Ray 420 Sundancer Canvas



Sea Ray 420 Sundancer



CONTACTS

Andrey Shestakov, leading yacht broker of the sales department of Shestakov Yacht Sales Inc. Shestakov Yacht Sales Inc., the official representative of the Miami/Fort Lauderdale FL headquarters.

Contact details

Email: **andrey@shestakovyachtsales.com**

Web: shestakovyachtsales.com/en/

Telephones

USA: **+1(954)274-4435**

Office hours

Monday – Saturday: **9:00 - 21:00** EDT

Sunday: **closed**

Address



Harbour Towne Marina, 850 NE 3rd St, STE 213, Dania, FL 33004