

BLACK SWAN — KROGEN/PRESIDENT



Builder: KROGEN/PRESIDENT

Year Built: 2001

Model: Trawler

Price: PRICE ON APPLICATION

Location: United States

LOA: 53' 0" (16.15m)

Beam: 14' 9" (4.50m)

Min Draft: 4' 0" (1.22m)

Max Draft: 4' 0" (1.22m)

Our experienced yacht broker, Andrey Shestakov, will help you choose and buy a yacht that best suits your needs **BLACK SWAN — KROGEN/PRESIDENT** from **our catalogue**. Presently, at **Shestakov Yacht Sales Inc.**, we have a wide variety of yachts available on **our sale's list**. We also work in close contact with all the big **yacht manufacturers** from all over the world.

If you would like to buy a yacht **BLACK SWAN — KROGEN/PRESIDENT** or would like help answering any questions concerning purchasing, selling or chartering a yacht, please call **+1(954)274-4435**

TABLE OF CONTENTS

TABLE OF CONTENTS	2
SPECIFICATIONS	5
Overview	5
Basic Information	5
Dimensions	5
Speed, Capacities and Weight	5
Accommodations	5
Hull and Deck Information	6
Engine Information	6
DETAILED INFORMATION	7
Accommodations and Features	7
Exclusions	13
Disclaimer	13
PHOTOS	14
Front Profile	14
Port Side Profile	14
Starboard Quarter Profile	14
Aft Deck	14
Swim Deck	14
Aft Deck	14
Swim Deck	14
Salon	14
Starboard Salon Seating	15
Salon Settee w/ Hi-lo Table	15
Salon Entertainment	15
Galley	15
Galley	15
120/240v AC Electrical Panel	15

Wheelhouse Seating (converts to a pilot berth)	15
12v DC Electrical Panel	15
Wheelhouse	16
Wheelhouse	16
Wheelhouse Helm	16
Wheelhouse DC Electrical Panel	16
Krogen Express Half Hull	16
Weems & Plath Clock & Barometer	16
Wheelhouse Seating and access to Flybridge	16
Stairway to Wheelhouse	16
Guest Cabin Bunks	17
Guest Cabin Bunks	17
Dryer in Guest Cabin	17
Guest Head	17
Walk-in Access to Engine Room	17
Washer/Dryer (Vented)	17
Master Cabin	17
Master Cabin	18
Master Cabin - Hanging Lockers	18
Master Shower	18
Master Shower	18
Flybridge Helm	18
Flybridge Helm Chair	18
Wheelhouse Seating and access to Flybridge	18
Tender	18
Flybridge Seating	19
Mast w/ antennas	19
Tender Outboard	19
Stepped Mast	19

Plastimo Life Raft	19
SS Propane Grill	19
LPG Tanks	19
Foredeck Looking Aft	19
Foredeck Looking Forward	20
Bow Pulpit	20
Lewmar Windlass	20
Port Walkway	20
Starboard Walkway	20
Boarding Gate Drop-In	20
Standup Engine Room Looking Forward	20
Standup Engine Room Looking Aft	20
Fischer Panda 12kW Generator	21
Reverso Oil Changing Pump	21
Port Dual Racor Filters	21
Starboard Dual Racor Filters	21
Stabilizer Hydraulic Fluid Reservoir	21
CONTACTS	22
Contact details	22
Telephones	22
Office hours	22
Address	22

SPECIFICATIONS

Overview

BLACK SWAN is the last of the Krogen Express 53s to be built. She is equipped with Naiad stabilizers and Yanmar 420 6LY engines and has been continuously updated. BLACK SWAN is a comfortable live aboard with a long list of upgrades and amenities and is ready for her next adventure.

Basic Information

Category: Trawler

Model Year: 2001

Year Built: 2001

Country: United States

Vessel Top: Hardtop

Fly Bridge: Yes

Cockpit: Yes

Dimensions

LOA: 53' 0" (16.15m)

Beam: 14' 9" (4.50m)

Min Draft: 4' 0" (1.22m)

Max Draft: 4' 0" (1.22m)

Speed, Capacities and Weight

Displacement: 43000 Pounds

Water Capacity: 300 Gallons

Holding Tank: 100 Gallons

Fuel Capacity: 600 Gallons

Accommodations

Total Cabins: 2

Total Berths: 4

Sleeps: 7

Total Heads: 2

Hull and Deck Information

Hull Material: Fiberglass

Deck Material: Fiberglass

Hull Configuration: Semi-Displacement **Hull Color:** Black

Hull Finish: Aluminum

Hull Designer: Krogen

Exterior Designer: Krogen

Interior Designer: Krogen

Engine Information

Engines: 2

Manufacturer: Yanmar

Model: 6LY2H-STE

Engine Type: Inboard

Fuel Type: Diesel

DETAILED INFORMATION

Accommodations and Features

Designed by James & Kurt Krogen, the Krogen Express 53 combines classic, timeless style with exceptional seakeeping and efficiency. Her plumb stem, raised bow, and broad beam forward allow her to slice through the waves with ease while providing a great deal of living space in her accommodations. With a draft of just 4', she'll take you almost anywhere. Her semi-displacement hull delivers trawler efficiency at displacement speeds with true cruise capabilities in the mid-to-upper teens. And her generous keel provides stability and protection for her twin propellers.

Aft Deck

- Cockpit hot/cold shower
- Teak decking
- Swim Step w/non-skid
- Swim ladder
- Access to lazarette
- Emergency tiller access port
- Port/Starboard drop in access gates
- Stern boarding gate
- Shore power, electrical, CATV, fresh water outlets
- Fresh water washdown
- Fishing Rod Holders (2)
- Custom sunshade screen (white)

Lazarette

- Rule bilge pump and float
- Hynautic steering reservoir
- Steering ram
- Spare props
- Built-in storage compartments

Foredeck

- Lewmar windlass w/ on deck foot pedals
- 75# Delta Plow Anchors w/ 100' chain and 150' rode
- 45# Danforth w/100' rode
- Shore power outlet (port side walkway)
- Deck fills - waste, water, fuel (walkway)
- Fresh and Salt water washdown

Salon

- Double doors
- Port side storage
- U-line ice maker
- Stressless leather chairs and ottoman - Blue (2)
- L- Settee leather - Blue (converts to single berth) (2017)
- Under settee storage
- Opening windows w/ wood window blinds
- 53" Vizio LCD TV
- Cruisair single zone reverse A/C
- Hi/Lo table w/ drop sides
- Teak credenza
- Reading lamps (2)
- Phantom salon door screen

Galley

- 3-burner, Force 10 propane range
- GE refrigerator (14 cu ft)
- GE microwave (white)
- Blanco Stainless Steel sink with faucet
- Corian countertops
- Trident propane control
- Manship round port lights (2)
- Portable fire extinguisher
- Xantrex Inverter remote panel
- Floor hatch for engine room access
- 110/240v A/C Electrical Panel
- 12v D/C Electrical Panel
- Tank Watch Monitor
- Fischer Panda Generator Remote Start

Master Stateroom

- 7' of headroom
- Manship port lights (4)
- Bomar deck hatch w/ screen
- Centerline queen mattress (does not require custom linens)
- Hanging lockers (2)
- Deep drawers under the berth (6)
- Dresser with drawers (12) and shelved storage
- 10" TV and BluRay DVD
- Large storage area beneath berth
- Access to anchor locker
- Reading lights (2)
- Cruisair single zone reverse A/C

- 110v Outlet (4)

Master Head (ensuite)

- Molded fiberglass shower stall w/ seat teak floor grate
- Vacuflush head
- Corian countertop (white)
- Formica surround (white)
- Delta fixtures
- Towel racks (2)
- Mirror trimmed in cherry
- Air conditioning supply
- Storage under sink
- Manship port light (1)
- Solar Vent/Exhaust Fan

Guest Stateroom

- Twin over/under bunks
- Custom upper bunk ladder
- Desk surface with drawers
- 3/4 length hanging locker w/ shelf, 110v electrical
- Large drawers (2) under the settee
- Kenmore Dryer
- Manship port lights (2)
- Reading lights (2)
- Access to pump room (under sole)
- Portable fire extinguisher (in companionway)
- Safe-T-Alert carbon monoxide detector (in companionway)

Guest/Day Head

- Molded fiberglass shower stall w/ seat and teak floor grate
- Vacuflush head
- Corian countertop (white)
- Delta fixtures
- Towel racks (2)
- Mirror trimmed in cherry
- Air conditioning supply
- Storage under sink
- Manship port light (1)
- Solar Vent/Exhaust Fan
- 110v Outlet

Pump Room (Located beneath the guest cabin sole)

- CruiseAir reverse-cycle air conditioning compressor (3)
- Rule bilge pump and float
- 12 gallon water heater

Companionway (Located outside of guest cabin)

- Safe-T-Alert carbon monoxide detector
- Splendid Washer/Dryer (vented)
- Storage
- Fire Extinguisher

Pilothouse

- Centerline helm console
- Hydraulic Hynautic controls
- Furuno Chartplotter and Radar
- Raytheon Raypilot w/ Raypilot 65 remote control
- Icom and Standard Horizon VHF radio and speaker
- Yanmar engine interface (2)
- Glendenning Automatic Engine Synchronizer
- Large chart drawers (2)
- Chart table
- Overhead lighting
- Cruisair single zone reverse A/C
- Max Power bow thruster control (24v)
- Naiad stabilizer control (MultiSea II)
- Dual trumpet horn
- Exalto intermittent wiper/washer
- Lewmar windlass control
- ACR Search Light remote panel control
- Bennett trim tab controls
- Gebo doors (2)
- Gebo pilothouse windows
- Stair access to flybridge
- Manship hatch w/screen
- Textilene sun screens for pilothouse windows (White)
- Custom pilothouse door screens (White)

Pilot Berth / Settee

- Elevated convertible 3/4 double pilot berth
- Blue leather upholstery (2016)
- Hi/Lo table
- Reading light (1)
- Color coordinated Krogen Express half hull model

- Small lockers for equipment storage
- Small Drawer
- 110v Outlet
- ACR EPIRB (battery expired 2017)

Flybridge

- Custom hardtop
- Centerline Pompanette helm chair
- Raymarine E120W chartplotter
- Raymarine 60 TriData
- Furuno NavNet w/ repeater
- Furuno 24 mile color radar
- Simrad AP21 autopilot w/ JC300X remote
- Danforth compass
- Icom VHF Command Mic
- Standard Horizon VHF radio
- Yanmar engine interface (2)
- Hynautic engine controls (2)
- Max Power bow thruster control
- Bennett trim tab controls
- ACR Search Light remote panel control
- Maxwell Liberty windlass control
- Naiad Stabilizer MultiSea II remote panel
- MDXC45 CD stereo receiver
- Speakers (3)
- Teak decking at flybridge
- L-settee cushions (tan with beige piping)

Boat Deck

- Furuno 4' radar (open array)
- Spreader lights
- Non-skid boat deck
- Custom aluminum spar-style mast w/steps
- KVH Tracvision TV3 Satellite Antenna/Dome
- Seawatch TV Antenna
- 10.5' AB DLX tender w/30 hp 4-stroke Honda outboard w/Garmin EchoMap50s
- Plastimo Offshore Liferaft w/PLB (expired 2016)
- Nautical Structures davit
- LPG storage/dock box
- West Marine SS propane grill (rail mounted)

Engine Room

- Stand up engine room
- Diamond Plate overlay on floor
- 420 hp Yanmar 6LYSTE diesel engines (2)
- 8D AGM engine start batteries (1 port, 1 starboard) - 2016
- Twin Disc transmissions (2)
- Standard Aqua Drive system
- 12 kw Fischer Panda generator (724 hours) - 2014
- 4D AGM start battery (gen) - 2016
- Reverso fluid changing system
- Aluminum Fuel Tanks (2) with site gauges (rebuilt 2017)
- Fresh water tanks (2) with site gauges
- Kidde Firewatch fire suppression system (inspected 2016)
- Freshwater spigot
- Portable fire extinguisher
- Storage for tools and supplies above p/s fresh water tanks

Battery Room (located beneath the salon sole)

- Xantrex SW3012 inverter/charger (2017)
- Mastervolt automatic battery charger
- Pro Series PS2 battery charger
- 8D AGM engine start battery bank (2) - 2016
- 4D AGM house battery bank (4) - 2016
- Rule bilge pump and float
- 50' Cablemaster shorepower cord and drum

Upgrades

- Plastimo Offshore Life Raft w/PLB and hydrostatic release (expired 2016)
- Hatch Covers
- Sun Screens (White)
- Phantom screens - salon
- Custom screens in wheelhouse
- Flat screen televisions (salon, master)
- Weems & Plath Ship's Clock and Barometer
- West Marine propane grill (rail mounted)
- Fischer Panda 12 kW generator (2014)
- AB 10.5' Tender w/ 30hp Honda 4S (2014)
- Top Side Awl Craft 2000 complete paint refit (2009)
- Hull Sides faired, Awl Craft 2000 Black and clear coated (2011)
- AGM Batteries (2016)

Recent Service (Summer 2018)

- New stabilizer potentiometer

- Engine(s) oil and filter changes
- Flybridge rails and propane storage mounts re-bedded
- Dometic air conditioning units serviced
- Hull and topsides buffed and waxed (in progress)

Exclusions

- Owner's personal items
- Personal Tools

Exclusions


Owner's personal belongings.

Disclaimer

The Company offers the details of this vessel or yacht in good faith but cannot guarantee or warrant the accuracy of this information nor warrant the condition of the vessel. A buyer should instruct his representatives, agents, or his surveyors, to investigate such details as the buyer desires validated. This vessel or yacht is offered subject to prior sale, price change, or withdrawal without notice.

PHOTOS

Front Profile



Port Side Profile



Starboard Quarter Profile



Aft Deck



Swim Deck



Aft Deck




Swim Deck



Salon




Starboard Salon Seating



Salon Settee w/ Hi-lo Table




Salon Entertainment



Galley




Galley



120/240v AC Electrical Panel



12v DC Electrical Panel



Wheelhouse Seating (converts to a pilot berth)



Wheelhouse



Wheelhouse



Wheelhouse Helm



Wheelhouse DC Electrical Panel




Krogen Express Half Hull




Weems & Plath Clock & Barometer



Wheelhouse Seating and access to Flybridge



Stairway to Wheelhouse



Guest Cabin Bunks




Guest Cabin Bunks




Dryer in Guest Cabin




Guest Head



Walk-in Access to Engine Room



Washer/Dryer (Vented)




Master Cabin



Master Cabin




Master Cabin - Hanging Lockers



Master Shower




Master Shower




Flybridge Helm



Flybridge Helm Chair



Wheelhouse Seating and access to Flybridge



Tender




Flybridge Seating



Mast w/ antennas




Tender Outboard



Stepped Mast




Plastimo Life Raft



SS Propane Grill



LPG Tanks




Foredeck Looking Aft




Foredeck Looking Forward



Bow Pulpit




Lewmar Windlass



Port Walkway




Starboard Walkway




Boarding Gate Drop-In



Standup Engine Room Looking Aft



Standup Engine Room Looking Forward



Fischer Panda 12kW Generator



Reverso Oil Changing Pump




Port Dual Racor Filters



Starboard Dual Racor Filters



Stabilizer Hydraulic Fluid Reservoir



CONTACTS

Andrey Shestakov, leading yacht broker of the sales department of Shestakov Yacht Sales Inc. Shestakov Yacht Sales Inc., the official representative of the Miami/Fort Lauderdale FL headquarters.

Contact details

Email: **andrey@shestakovyachtsales.com**

Web: shestakovyachtsales.com/en/

Telephones

USA: **+1(954)274-4435**

Office hours

Monday – Saturday: **9:00 - 21:00** EDT

Sunday: **closed**

Address



Harbour Towne Marina, 850 NE 3rd St, STE 213, Dania, FL 33004