

PISCOLA — HATTERAS



Builder: HATTERAS

Year Built: 1986

Model: Motor Yacht

Price: PRICE ON APPLICATION

Location: United States

LOA: 77' 8" (23.67m)

Beam: 18' 7" (5.66m)

Min Draft: 5' 0" (1.52m)

Max Draft: 5' 2" (1.57m)

Cruise Speed: 18 Kts. (21 MPH)

Max Speed: 21 Kts. (24 MPH)

Our experienced yacht broker, Andrey Shestakov, will help you choose and buy a yacht that best suits your needs **PISCOLA — HATTERAS** from **our catalogue**. Presently, at **Shestakov Yacht Sales Inc.**, we have a wide variety of yachts available on **our sale's list**. We also work in close contact with all the big **yacht manufacturers** from all over the world.

If you would like to buy a yacht **PISCOLA — HATTERAS** or would like help answering any questions concerning purchasing, selling or chartering a yacht, please call **+1(954)274-4435**

TABLE OF CONTENTS

TABLE OF CONTENTS	2
SPECIFICATIONS	6
Basic Information	6
Dimensions	6
Speed, Capacities and Weight	6
Accommodations	6
Hull and Deck Information	7
Engine Information	7
DETAILED INFORMATION	8
Vessel Walkthrough	8
Pilothouse	8
Galley	10
Salon	11
Aft Deck	12
Companionway	12
Master Cabin	13
Master Head	13
Portside Guest Head/Day Head	14
Portside Guest Cabin	14
Starboard Guest Stateroom	15
Starboard Head	15
Forward Companionway	16
Crew Cabin	16
Crew Head	16
Forward Guest Cabin	16
Forward Guest Head	17
Foredeck	17
Cockpit	18

Flybridge	19
Boat Deck	20
Flybridge Helm	20
Engine Room	21
Electrical	23
Remarks	24
Exclusions	24
Disclaimer	25
Exclusions	25
Disclaimer	25
PHOTOS	26
Wheelhouse	26
Helm	26
Helm	26
Helm Detail Port	26
Helm Detail Starboard	26
Galley	26
Galley	26
Dinette	26
Salon Looking Aft	27
Dining Table	27
Dining Table	27
Starboard Settee	27
Starboard Settee	27
Port Settee	27
Salon Bar	27
Entertainment Center	27
Glass Storage	28
Aft Deck	28

Access to Below	28
Main Companionway	28
Master Looking Forward	28
Master Looking Starboard	28
Master Looking Port	28
Master Looking Aft	28
Master Head	29
Portside Guest Head	29
Portside Cabin	29
Starboard Side Cabin	29
Starboard Cabin Inboard	29
Starboard Guest Head	29
Forward Stairs from Pilothouse	29
Crew Cabin	29
Crew Head	30
Forward Guest Portside	30
Forward Guest Starboard Side	30
Forepeak Guest Head	30
Bow	30
Bow	30
Bow Pulpit Area	30
Bow Seat	30
Above Deck Windlass	31
Double Anchor System	31
Side Deck	31
Flybridge	31
Flybridge Bar	31
Flybridge Seating	31
Flybridge Bar	31

Flybridge Grill	31
Flybridge Refrigerator	32
Helm	32
Helm Detail	32
View Forward From Boat Deck	32
Aft Boat Deck Controls	32
Waverunner	32
Tender	32
Cockpit/Tender	32
Cockpit	33
Engine Room Access	33
Dive Compressors	33
Work Bench	33
Engine Room Looking Forward	33
Port Engine	33
Port Engine	33
Outboard Port Engine	33
Outboard Port Engine	34
Engine Room Forward	34
Starboard Engine	34
Outboard Starboard Engine	34
AC System	34
Layout	34
CONTACTS	35
Contact details	35
Telephones	35
Office hours	35
Address	35

SPECIFICATIONS

Basic Information

Category: Motor Yacht

Sub Category: Flybridge

Model Year: 1987

Year Built: 1986

Refit Year: 2008

Country: United States

Fly Bridge: Yes

Cockpit: Yes

Dimensions

LOA: 77' 8" (23.67m)

LOD: 77' 8" (23.67m)

Beam: 18' 7" (5.66m)

Min Draft: 5' 0" (1.52m)

Max Draft: 5' 2" (1.57m)

MFG Length: 82' 8" (25.20m)

Speed, Capacities and Weight

Cruise Speed: 18 Kts. (21 MPH)

Max Speed: 21 Kts. (24 MPH)

Displacement: 140000 Pounds

Water Capacity: 496 Gallons

Holding Tank: 305 Gallons

Fuel Capacity: 2080 Gallons

Accommodations

Total Cabins: 4

Total Berths: 6

Sleeps: 8

Total Heads: 5

Crew Cabin: 1

Crew Berths: 2

Crew Heads: 1

Hull and Deck Information

Hull Material: Fiberglass

Deck Material: Fiberglass

Hull Configuration: Modified Deep Vee **Hull Finish:** Fiberglass

Hull Designer: JB Hargrave

Exterior Designer: Hatteras

Interior Designer: Hatteras

Engine Information

Engines: 2

Manufacturer: Detroit Diesel

Model: 12V92TA

Engine Type: Inboard

Fuel Type: Diesel

DETAILED INFORMATION

Vessel Walkthrough

Boarding PISCOLA from amidships one can enter the boat via the port or starboard Pilothouse sliding doors. The Pilothouse has a large centerline helm, a pilot seat and the steps to the Flybridge. Just aft of the Pilothouse is a very large Galley with a dinette on the starboard side.

Continuing aft is the full beam Salon (this is an option as walk around decks are standard.). The Salon of PISCOLA is as large as you will find this series of boats. A small landing aft of the rear Salon door leads to the five foot Cockpit with transom door, swim platform and access to the Engine Room.

The lower deck accommodations are reached via the stairs in the forward end of the Salon. Starting forward is the full beam Master with ample storage and a full Head with a tub. Going aft are two Guest Staterooms with a pair of twin lower berths and full head in the Starboard Stateroom and a modified double with full head in the Port Stateroom.

There is an additional Guest Cabin forward of the Pilothouse and reached via Pilothouse stairs with a double and a single berth and a head en suite. This cabin is all the way forward. At the bottom of the stairs is a Crew Cabin for two with a private head.

The huge Flybridge is well laid out for entertaining with ample seating and a tender and davit aft.

Pilothouse

The Pilothouse is entered via the sliding port or starboard entry doors. The sole is a varnished teak parquet. The centerline helm has an expanded electronics area as well as the yacht's main electrical distribution area to port.

Further aft behind a generous amount of deck space is a three person helm seat with four drawers, a pull out footrest and four cabinet drawers below. To port is a storage locker with a lift up top and to starboard are two additional storage cabinets and eight carpeted steps to the Flybridge.

Forward are curved steps to the fourth Guest Cabin and the Crew Cabin.

Pilothouse Equipment:

Garmin GHS 10 VHF w/AI's & remote speaker

Garmin GPS Map 5015 15" touch screen plotter

Garmin GPS Map 5012 12" touch screen plotter (stand alone system not a repeater)

Garmin GHC 10 autopilot

Garmin 72 mile radar

Garmin depth transducer

Garmin Satellite weather option

Furuno Model FR 810D 72 mile radar

Hynautic hydraulic clutch & throttle controls

Full set of analog AC engine gauges

Hynautic wheel steering

8" Danforth compass in chrome binnacle

Bennett trim tab controls

Keys & start/stop buttons

Electric fuel priming buttons

Engine Room blower controls

(6) Bilge pump switches w/indicator lights

Glendinning engine synchronizer controls

(3) Electric windshield wiper/washer controls

Naiad stabilizer controls

Emergency engine stops

Backup DC house water pump controls

Hatteras alarm panel for engines, AC power, fire & high bilge water

Central vacuum outlet

AC & DC overhead lighting

Galley

Just aft of the Pilothouse is the full beam Galley also with more deck space than the 70' Series Hatteras models. The sole is varnished teak parquet that continues aft from the Pilothouse. To starboard is a C shaped dinette to seat four to five people. There are two storage drawers under the ends with additional storage under the cushions. The tabletop is made from black Galaxy granite.

The Galley is to port, is U shaped and consists of the following equipment:

Black Galaxy granite countertops

GE Stainless steel side by side refrigerator w/water & ice through the door

Frigidair oven & ceran top four burner cook stop

Whirlpool trash compactor

Kenmore built in microwave w/fan & work light

Kenmore dishwasher

ISK garbage disposal

Deep stainless steel sink w/removable spray faucet

Cuisinart stainless steel countertop broiler

Breville stainless steel espresso maker

(19) Cherry cabinet doors

(5) Cherry drawers

(2) Stereo speakers

(4) Halogen mini spots in newer headliner

(4) Under cabinet fluorescent lights

Upholstered valances

Opening port & starboard windows Danby stainless steel drink refrigerator

Salon

The Salon of PISCOLA is huge, benefitting by the full beam option at time of build.

Immediately to starboard upon entering from the Galley is the entertainment center which includes a 46" Samsung LED TV and a Samsung Blue Ray player, a Sony AV receiver and a Panasonic six disc CD changer behind teak tambour doors.

Below is a teak door concealing a U Line stainless steel icemaker (new 2011).

Sliding panels on the bar top of the bar reveal a stainless steel bar sink and bottle storage. Below the bar are four teak storage cabinets with the aft one concealing four drawers for barware.

To the portside forward is a beveled mirrored Surround for the stairs leading to the main accommodations below.

Next aft is a mahogany table with a removable leaf and six dining chairs. An attractive gold leaf lighting fixture is above.

Continuing aft to starboard is a new three cushion upholstered sofa flanked by two end tables, each with a table lamp above.

Furthest aft is the door to the Aft Deck and at teak and Lucite glass cabinet that contains all the yacht's stemware in fitted Lucite holders.

To port is a new L shaped sofa to seat five to six people with custom storage below. An inlaid wood coffee table with two drawers lies in front of the sofa. A matching upholstered occasional swivel chair is next forward and part of this seating group. At the forward end of the sofa is a matching two drawer end table and matching table lamp.

Also located in the Salon are large tinted glass side windows covered with new wood new wood mini blind shades that have upholstered valances with rope lights behind. There are four stereo speakers, dedicated lights above the bar, a carpet runner, digital AC controls, a Bose portable stereo and a central vacuum outlet.

Aft Deck

The small Aft Deck of about 24" in length is at the same level as the Salon and leads down to the Cockpit.

A cabinet for scuba gear and four dive tanks are also located in this area. A very convenient four teak step and stainless steel ladder leads to the Boat Deck for ease of tender launching.

To starboard is a cabinet for cleaning supplies. Also in this area is a (4) teak tread ladder to the Boat Deck.

Companionway

Down nine carpeted steps from the forward port corner of the Salon one reaches the main accommodation area.

Going aft are two Guest Cabins, the starboard one en suite, the Port Stateroom with its head just forward of the steps allowing this head to also serve as the Day Head.

Next forward is a two door linen locker followed by the entrance to the Master Suite.

Master Cabin

Entered centerline aft, there is a queen size berth forward with rope lights and four drawers under the berth and swing arm brass reading lights on the bulkhead aft. Additionally there are reading lights in the soffit above.

To both port and starboard are large nightstands, the port with one drawer and an access panel and the starboard with two drawers and two access panels.

Outboard to starboard are six drawers and four cabinet doors. Above the drawers is an attractive countertop. Behind Roman shades and an upholstered valance are two large opening Bomar portlights to serve as ventilation and emergency escape.

Next aft is the entrance to the private Master Head. Inboard on centerline is the cabin's entry door with a full size dressing mirror on the inside.

Next outboard to port behind a dual bifold door is a large cedar lined hanging locker with an auto light. Going forward is another equal size cedar lined hanging locker with auto light and bifold door.

Next forward is an upholstered three person settee with two drawers below. Above are matching shades, valances and portholes to those on the starboard side.

Also in this cabin are reading lights above the settee, a hidden safe, stereo speakers with volume control, a telephone outlet and digital SMX AC controls.

Master Head

The Master Head has marble tile sole, and a vanity with a hamper and a storage cabinet below and a Corian countertop with molded sink and an upgraded faucet above.

Two sliding mirrored panels above reveal a frosted opening porthole and a four shelf medicine cabinet. Another four shelf medicine cabinet is aft.

The toilet is a Galley Maid Delta marine head with an automatic flush timer.

The tub/shower is next aft with a sliding two pane door, a handheld or wall mountable fixture, a lockable two shelf cabinet, a light and a welded polished stainless steel handrail.

Also in the Head is a soffit with AC fluorescent lighting, a DC light fixture, a mirrored overhead and an exhaust fan.

Portside Guest Head/Day Head

The Portside Head is in the Companionway making it a Day Head as well as the Head for the Port Guest Cabin. It has a marble tile sole, two cabinet drawers in the vanity below a molded Corian countertop and sink and an upgraded faucet. Above are two large sliding mirrored panels with a three shelf medicine cabinet within. The toilet is a Galley Maid Delta marine head with an auto flush timer. The stall shower has a bifold glass door, a handheld or wall mountable shower fixture, a shelf, an opening obscured glass porthole and a light. Also in the head is an exhaust fan, a mirrored overhead, DC incandescent lighting and AC fluorescent lighting.

Portside Guest Cabin

The Portside Guest Cabin has twin lower berths each with two drawers under and a two drawer nightstand between. A soffit above has four sliding storage doors as well as two reading lights. Additionally there are two brass swing arm reading lights. Above the outboard berth are two opening portholes behind pleated shades and an upholstered valance.

Next forward is a large cedar lined auto lit hanging locker.

Also in this cabin is a 15" Polaroid LCD TV, Honeywell AC controls, stereo speakers with volume control, DC and AC overhead lights, telephone jack and a full size dressing mirror on the back of the entry door.

Starboard Guest Stateroom

The Starboard Guest Cabin has been modified from the original twin berth layout to now have a double berth outboard. There are two large drawers under the berth as well as additional storage under the mattress.

The nightstand on the inboard side has two drawers. A custom cabinet with four additional draws is on the inboard bulkhead.

Above the berth is a built in soffit with four sliding cabinet doors, two reading lights and an upholstered headboard on a full beam mirrored panel.

Outboard are two opening portholes behind pleated shades and an upholstered valance. At the foot of the berth is a cedar lined auto lit hanging locker and the entrance to the en suite Head.

Also in this cabin are stereo speakers with volume controls, a 15" Polaroid LCD TV, a Phillips DVD player, a Magnavox VHS recorder, Honeywell AC controls and a full size dressing mirror on the head entry door.

Starboard Head

The Starboard Guest Head has a marble tile sole and two sliding doors in the vanity with a Corian molded sink/countertop above. Flanking a fixed mirrored panel over the sink are two four shelf medicine cabinets.

The shower has a bifold glass door, a handheld or wall mountable fixture, a shelf, an opening porthole with obscured glass and a light.

The toilet is a Galley Maid Delta head with an auto flush timer.

Also in the Head is a mirrored overhead, an exhaust fan, a DC incandescent light and an AC fluorescent light.

Forward Companionway

Going forward from the Pilothouse on the starboard side and are seven curved steps leading forward. Along the way is access to the large area under the Lower Helm, a 12 volt DC electrical panel and the 32 volt DC electrical panels for ship's service # 1 and the 32 volt electronics panels plus two more additional two door lighted storage areas.

At the base of the steps to port is the en suite Crew Cabin.

Crew Cabin

The Crew Cabin has over/under twin bunks, a chest of five drawers and a storage cabinet, a full size hanging locker and a Kenmore stacked washer/dryer unit behind a teak door. Also in this cabin is an opening porthole, AC controls, a teak shelf with a 32" TCL LED TV and a Phillips DVD player, access to the Head and a full size dressing mirror on the interior of the entry door.

Crew Head

The Crew Head is a wet head with a Galley Maid electric toilet with an auto flush timer, a vanity with storage below the ceramic sink and a mirrored medicine cabinet above. The shower fixture is handheld or wall mountable, with a curtain.

Forward Guest Cabin

All the way forward is the Forward Guest Cabin with a double berth to port and a single upper berth to starboard. Below the single berth is a storage area plus one large

drawer. Below the double berth are four drawers and two storage cabinets. An end table forward of the settee has two drawers, a storage cabinet and a Panasonic AM/FM/CD player.

Behind the entry door is a full size hanging locker with cedar lining and an auto light. A full size dressing mirror is on the inside of the entry door. Also in this cabin are stereo speakers, AC controls, overhead DC lights, brass swing arm reading lights and an overhead hatch to the Foredeck.

Forward Guest Head

In the forepeak is the Forward Guest Head. All the way forward is a fiberglass stall shower with an access door to the chain locker, a handheld or wall mountable shower fixture, a light and a bi fold door.

The vanity has one cabinet below, a china sink above and two medicine cabinets, the outboard one mirrored.

The head is a Galley Maid electric head with an auto flush timer. The overhead is mirrored and the sole is marble tile.

Foredeck

Fiberglass non skid sole

Hatteras Integral bow pulpit w/varnished teak inlay

Stainless steel bow roller

Galley Maid above deck windlass w/(2) capstans, gypsy

Up & down foot switches for windlass

Fortress FX 86 anchor w/250 ft. of 1 1/4" 3 stand line

Navy 80 lb. anchor w/250 ft. of 1/2" anchor chain in customized second anchor chute below pulpit

Raised toe rail w/varnished teak toe rails

Raised fiberglass deck hatch to Crew Cabin

(2) Fiberglass deck boxes for storage

Varnished teak handrails w/stainless steel stanchions & double vinyl coated life lines

(3) Windshield washers/wipers

Black Textulene windshield covers

Boarding lights above entry doors

International navigation lights

Marquipt 6 step Tide Ride ladder

Marquipt 8 step Tide Ride ladder

Built in bench seat w/removable black Sunbrella cushions & black Sunbrella cover

Dockside water inlet

Freshwater wash down

(3) Pairs of 14" spring line cleats

ACR RCL 100 searchlight

Custom added spray rails at bow

Fender tracks on hull side

Cockpit

Fiberglass non skid sole

Transom door w/gate

Hatteras fiberglass swim platform w/swim ladder

Freshwater wash down outlet

Saltwater wash down outlet

(6) Flush mount rod holders

Hawse pipes for 14" mooring cleats

Full size door into Engine Room

(2) Large ventilation portholes into Engine Room

Deck hatch into Lazarette

Dockside water hookup

Telephone/cable TV inlet

4 Teak step ladder to Aft Deck

(2) Two teak step Cockpit boarding steps

Built in fiberglass dunnage box

(2) Folding chairs

Varnished flag pole & ensign

Quartz light facing aft

Flybridge

The main access to the Flybridge is a ladder from the Pilothouse on the starboard side. There is a centerline helm (with equipment listed below).

Next aft behind the helm on the portside is a curved Sunbrella upholstered seat with fiberglass storage boxes below.

Next aft is a varnished wood keyhole bar with three swivel barstools upholstered to match the cushions. Also in the bar is a small stainless steel bar sink, a U Line refrigerator and a storage cabinet.

Attached to the rail is a large stainless steel gas Magna BBQ with cover.

Furthest aft is a very large U shaped seating area with Sunbrella upholstery and ample storage below in fiberglass boxes. The seating will accommodate up to 16 people around a varnished teak table with an umbrella.

Opposite the bar are two Frigibar fiberglass deck freezers.

Flybridge Equipment includes:

Stainless steel rail & Micarta weatherboards around aft end of Flybridge

Large fixed Bimini top w/sunshade extension forward

Venturi windshield w/stainless steel handrail

Quick Disconnect freshwater wash down outlet

Radar arch w/radar mast for (2) radars & a Sat TV dome

(2) Givens 6 person canister life rafts (not currently certified)

(2) Lights under radar arch

Stereo speakers

Fiberglass non skid sole

Boat Deck

Fiberglass non skid sole

Caribe DL 15' RIB tender w/Yamaha 60 HP 4 stroke outboard. Tender has console steering, navigation lights, battery, bilge pump, bow step, VHF, etc.

Cradle for tender

Ladder to Aft Deck

Clutch & throttle controls aft for backing down

Marquipt davit approx 1200 lb. capacity 2009 Honda 4 stroke Jet ski w/cradle, tie downs & cover

Flybridge Helm

Garmin GPS 5012 plotter

Garmin GHC 10 autopilot head

Garmin GHS 10 VHF w/remote speaker

Danforth 8" Constellation compass in chrome binnacle

Full AC analog engine gauges

Hynautic hydraulic clutch & throttle controls

Keys & start/stop buttons

Trim tab controls

Naiad stabilizer remote controls

Hatteras Systems monitor for engines, AC power, fire & high bilge water

Battery parallel switch

Horn button

Synchronizer controls

Bilge pump monitor panel

ACR EPIRB

Huge storage area under Helm

Pompanette swivel helm chair w/removable cushions

Pompanette swivel companion chair w/removable cushions

Engine Room

Three step entry ladder from Cockpit

Dual Racor 1000 fuel filters for main engines w/vacuum gauges

Walker air sep crankcase ventilation system

Dual stabilizer pumps

Dual power steering pumps

(2) Bilge blowers

(8) Automatic/manual Rule 3500 GPH bilge pumps

Emergency engine stop cables

Dual CO2 manual/automatic fire control system

Engine fuel supply shutoff valves

Custom dual raw water sea strainers for each engine

Spare 3 1/2" prop shaft

Naiad model 252 stabilizers

Hynautic hydraulic wheel steering

Glendinning engine synchronizers

Bennet triple ram trim tabs

Side exhaust system near transom corner

Workbench w/stainless steel sink in Engine Room w/(2) storage cabinets below

Exhaust elbows replaced within last several years

40 Gallon waste oil container

40 Gallon water heater

(2) Racor 900 fuel filters, one for each generator

Compare dive compressor for filling dive tanks

Husky 1 HP 110 volt air compressor for horns or shop work

(2) Air conditioning raw water pumps

Manual Engine Room gauges

Start/stop switches in Engine Room

ZF 3.09:1 Ratio transmissions

Nutone central vacuum system

Hynautic hydraulic clutch & throttle controls

12" Exhaust system w/fiberglass mufflers

AC fluorescent lighting, 6 fixtures

DC fluorescent lighting, 6 fixtures

Craftsman Jet well pump for 110 volt water supply

Well Air WA20 accumulator tank for water system

Watermakers, Inc. 600 GPD water maker w/UV lamp

Matrix 600gallon reverse osmosis water maker

(3) Shower sumps w/Rule 1500 GPM pumps

(5) Galley Maid head pumps

Y valves for head system

High water bilge alarms

(9) Cruiseair reverse cycle direct expansion AC units

Overhead storage cabinets in the Engine Room

4 Step Marquipt vertical boarding ladder mounted in Engine Room

10' Boat hook mounted in Engine Room

Bavr Jr. dive compressor

Electrical

110/220 Volt 60 cycle AC electrical system

12/32 Volt DC electrical system

(8) 8 Volt batteries for engine & house supply @ 32 volts

(2) Group 31 generator batteries

(2) Group 31 batteries for electronics located behind Lower Helm

(4) Guest battery selector switches

Pilothouse DC electrical panel w/(34) breaker protected circuits

Engine Room DC electrical panel w/(23) breaker protected circuits

Pilothouse DC electrical panel w/(12) breaker protected circuits

Secondary Pilothouse DC electrical panel w/(36) breaker protected circuits

La March 32 volt 30 amp constavolt

(2) Sentry 12 volt 40 amp battery charger for electronics

(2) 15 KVA Jefferson electronic isolation transformers

(2) 50 amp 240 volt shore cord inlets on Foredeck

(2) 50 amp 120 volt shore cord inlets on Foredeck

(2) 50 amp 240 volt shore cord inlets on Cockpit

(2) 50 amp 120 volt shore cord inlets on Cockpit

Pilothouse AC electrical panel w/(33) breaker protected circuits

Engine Room AC electrical panel w/(13) breaker protected circuits

(2) Analog AC voltmeters & (5) analog AC amp meters at Pilothouse electrical panel

Kohler 20 KW 4 cylinder generator in sound shield, new 2010, 1548 hrs.

Kohler 20 KW 4 cylinder generator in sound shield, new 2011, 1302 hrs.

Vernalift mufflers for generators

Electrical bonding system

Battery parallel system

Remarks

PISCOLA was updated many times throughout her ownership with new galley, new electronics, and generators as well as numerous updates to her mechanical systems.

Of special note is this is hull number three out of the seven Hatteras 77's built. The advantages of the aft engine room layout are many including short prop shafts, a quiet midship master cabin and sea keeping abilities thought to exceed those of the 70 Series models with midship engine rooms. Her wider beam and semi displacement hull help significantly with her superior ride and overall feeling of space.

PISCOLA is seriously for sale and easy to see.

Exclusions

While every effort was made to list all pertinent included equipment aboard PISCOLA, there are some personal belongings aboard. Prospective purchasers should assume

any item not specifically mentioned herein will not convey at closing.

Disclaimer

Specifications are provided for informational purposes only. Data was obtained from sources believed reliable but is not guaranteed by owner or brokers. Buyer assumes responsibility to verify all speeds, capacities, consumption's and other measurements contained herein and otherwise provided and agrees to instruct his agents to confirm such details prior to purchase. Vessel is subject to prior sale, price and inventory changes and withdrawal from market without notice.

Exclusions


Owner's personal belongings.

Disclaimer

The Company offers the details of this vessel or yacht in good faith but cannot guarantee or warrant the accuracy of this information nor warrant the condition of the vessel. A buyer should instruct his representatives, agents, or his surveyors, to investigate such details as the buyer desires validated. This vessel or yacht is offered subject to prior sale, price change, or withdrawal without notice.

PHOTOS

Wheelhouse



Helm



Helm



Helm Detail Port



Helm Detail Starboard



Galley




Galley



Dinette




Salon Looking Aft



Dining Table




Dining Table



Starboard Settee




Starboard Settee




Port Settee



Salon Bar



Entertainment Center



Glass Storage



Aft Deck




Access to Below



Main Companionway




Master Looking Forward




Master Looking Starboard



Master Looking Port



Master Looking Aft




Master Head



Portside Guest Head




Portside Cabin



Starboard Side Cabin




Starboard Cabin Inboard



Starboard Guest Head



Forward Stairs from Pilothouse



Crew Cabin



Crew Head



Forward Guest Portside




Forward Guest Starboard Side



Forepeak Guest Head



Bow



Bow



Bow Pulpit Area



Bow Seat




Above Deck Windlass



Double Anchor System



Side Deck



Flybridge




Flybridge Bar




Flybridge Seating



Flybridge Bar



Flybridge Grill




Flybridge Refrigerator



Helm




Helm Detail



View Forward From Boat Deck




Aft Boat Deck Controls




Waverunner



Tender



Cockpit/Tender




Cockpit



Engine Room Access




Dive Compressors



Work Bench



Engine Room Looking Forward



Port Engine



Port Engine



Outboard Port Engine




Outboard Port Engine



Engine Room Forward



Starboard Engine



Outboard Starboard Engine



AC System



Layout



CONTACTS

Andrey Shestakov, leading yacht broker of the sales department of Shestakov Yacht Sales Inc. Shestakov Yacht Sales Inc., the official representative of the Miami/Fort Lauderdale FL headquarters.

Contact details

Email: **andrey@shestakovyachtsales.com**

Web: shestakovyachtsales.com/en/

Telephones

USA: **+1(954)274-4435**

Office hours

Monday – Saturday: **9:00 - 21:00** EDT

Sunday: **closed**

Address



Harbour Towne Marina, 850 NE 3rd St, STE 213, Dania, FL 33004