

## NO NAME — PURSUIT



**Судостроитель:** PURSUIT

**Год постройки:** 2015

**Цена:** ЦЕНА ЯХТЫ ПО ЗАПРОСУ

**Местонахождение:** United States

**Длина общая:** 36' 0" (10.97m)

**Ширина:** 12' 6" (3.81m)

**Макс. осадка:** 2' 2" (0.66m)

Купить **No Name — PURSUIT** а также выбрать подходящую вам яхту из нашего **каталога яхт** вам поможет опытный яхтенный брокер Андрей Шестаков. На сегодняшний день компания **Shestakov Yacht Sales Inc.** имеет большое количество яхт в **собственном списке продаж**, а также тесно сотрудничает со всеми крупными **яхтенными производителями** по всему миру.

Для того чтобы купить яхту **No Name — PURSUIT** а также проконсультироваться по любому вопросу связанному с покупкой, продажей, чартером яхт позвоните по телефону **+7(918)465-66-44**.

# ОГЛАВЛЕНИЕ

ОГЛАВЛЕНИЕ	2
ХАРАКТЕРИСТИКИ	5
Обзор	5
Основная информация	5
Размеры	5
Скорость, вместимость и масса	5
Размещение	6
Корпус и палуба	6
Информация о двигателе	6
ПОДРОБНОЕ ОПИСАНИЕ	7
Vessel Walk Through	7
Cabin Area	7
Galley	8
Head	9
Helm	9
Generator	9
Fuel System	10
Water System	10
Yamaha Outboard Power	10
Hard Top	11
Aft Berth	11
Hull	11
Brokers Remarks	13
Исключения	14
Отказ от ответственности	14
ФОТОГРАФИИ	15
365 Pursuit Salon	15
365 Pursuit Day Head	15

Galley	15
Galley	15
Galley	15
Dinette	15
Dinette	15
Dinette Seating	15
Companionway	16
Stateroom	16
Stateroom	16
Head	16
Head	16
Shower Stall	16
Stateroom	16
Stateroom	16
Helm	17
Helm Seating	17
Helm Seating	17
Helm Seating	17
Helm Seating	17
Helm Companion Seating	17
Helm	17
Electronics	17
Garmin Radar	17
Cockpit	18
Cockpit Wetbar	18
Wetbar	18
Cockpit Seating	18
Cockpit Seating	18
Cockpit	18
Cockpit Speaker	18

---

Aft View	18
Aft View	19
Swim Platform	19
Port Side Rails	19
Anchor Storage	19
365 Pursuit Profile	19
Sunpads	19
Aft Profile	19
Profile	19
Profile	20
Port Quarter Profile	20
Starboard Quarter Profile	20
Transom Profile	20
Layout	20
<b>КОНТАКТЫ</b>	<b>21</b>
Контактная информация	21
Телефоны	21
Время работы	21
Адрес	21

# ХАРАКТЕРИСТИКИ

## Обзор

Freshly Detailed

Yamaha Extended Service Contract Until 7/24/2020

Great Aft Lounge

Only 160 Hours!!

FLIR Night Vision

Garmin Electronics

Easy to See 15 Minutes from Tampa Airport

## Основная информация

**Подкатегория:** Крейсер

**Модельный год:** 2015

**Год постройки:** 2015

**Страна:** United States

**Номер регистрации в береговой охране:** 1263522

## Размеры

**Длина общая:** 36' 0" (10.97m)

**Ширина:** 12' 6" (3.81m)

**Макс. осадка:** 2' 2" (0.66m)

## Скорость, вместимость и масса

**Водоизмещение:** 17750 Pounds

**Вместимость воды:** 75 Gallons

**Вместимость сточного бака:** 28 Gallons

**Объем топливного бака:** 300 Gallons

## Размещение

---

Всего кают: 1

## Корпус и палуба

---

Материал корпуса: Fiberglass

## Информация о двигателе

---

Двигатели: 2

Производитель: Yamaha

Модель: 5.4L

Тип двигателя: Outboard

Тип топлива: Gas

---

# ПОДРОБНОЕ ОПИСАНИЕ

---

## Vessel Walk Through

---

Pursuit engineered the 365i hull specifically for dependable Yamaha Outboards and features a sharp entry, 20 degree deadrise, traditional strakes, reverse chines and a fully enclosed engine compartment. While the detail and construction throughout is traditional yacht quality, her styling is more modern.

At the bow, the standard horizontal windlass system finishes at the stem with a neat anchor recess notch for the stainless steel plow style anchor. Optional bow sun lounges feature an adjustable backrest, handrails and drink holders. A heavy duty bow rail and stanchions accentuate the sheerline and installation at just the right height gives added security while walking forward to the lounge.

The single piece windshield is fully integrated with the fiberglass hardtop and comes complete with a large sunroof to bring the outdoors in on those magical days. The sweeping windshield provides a clear view for pleasurable navigation.

The oversized helm chair is complimented to the port side by a comfortable seating arrangement for passengers to share in the overall feel of the boat from the helm. The aft cockpit is highlighted by an extra large lounge, cushioned throughout for additional fun and entertaining. A fiberglass entertainment center conceals a sink with freshwater, electric grill and storage below. A neatly concealed trash bin tilts out from the port side adjacent interior gunwale wall. Within reach the stainless steel refrigerator keeps your refreshments cold and ready to serve.

Natural light filters through six hull side windows port and starboard and three deck windows overhead, adds to the openness of the cabin layout. A galley, head, convertible dinette and full beam mid-cabin are expertly engineered to maximize space. The forward convertible dinette becomes an island berth when you pull each seat inboard. The mid cabin provides privacy while cruising with guests.

---

## Cabin Area

---

- Molded/acrylic access door with gasket, 316L stainless steel locking latch and screen
- Molded cabin entry steps with handrail and wood treads
- Molded cabin hull liner with custom wood floor accents, storage access, drainage and sound damping insulation
- Molded cabin deck liner with sound damping insulation

- Recessed bonded tempered glass hull and deck windows with shades
- 12v outlet
- 120v outlet with GFI protection
- Three switch panel with overhead LED lights (9) and LED floor accent lights (4)
- Pursuit entertainment center with 26" LED smart TV, Apple TV, iCloud account, iPad, 12v stereo with internet radio, speakers (8 total, 4 in cockpit, 4 in cabin), subwoofer in cockpit, with Bluetooth remote
- Custom v-berth seating that converts into queen size island berth with storage below. Solid wood table with electric actuated table base.
- 240v/60 cycle cabin air conditioner with reverse cycle heat 16000 BTU self-contained with raw water pump, bronze sea strainer, seacock and bronze thru hull fitting
- Gunnel storage cabinets with doors and latches
- Forward bulkhead treatment
- Starboard hanging locker with light
- Fwd bilge pump with automatic float switch
- Fwd deck hatch with screen and sunshade
- CO detector

## Galley

---

- Corian® galley top with integral stainless steel trivets
- Stainless steel sink with cutting board cover, overboard drain and chrome stalon thru hull fitting
- Pressurized hot/cold mixing valve and faucet
- 120v outlet with GFI protection
- Two burner 240v glass cook top
- 4.6 ft refrigerator/freezer
- Convection microwave
- Lower galley cabinet with drawers, dedicated cabinet storage, positive latches, and



slide out trash can.

- Upper galley cabinets with hinged doors and positive latches
- Galley fire extinguisher

## Head

---

- Fiberglass enclosed head compartment with Corian® countertop
- Designer sink with vanity mirror and grab rail
- Custom and 1 1/4" wood framed entrance door with custom latch
- Full height storage cabinet with shelves
- Poly storage cabinet with shelves
- Toilet tissue holder
- Towel rack

## Helm

---

- Molded fiberglass helm with instrumentation visor, molded foot rest and folding floor
- Starboard aft tilting with safety lanyard
- Teleflex tilt sport helm
- Custom comfort grip steering wheel
- 12v switch panel
- Independent windshield wiper washer control
- Compass
- Trim tab control panel and indicator
- 12v outlet
- Helm fire extinguisher

## Generator

---

- 240v/60 cycle 8.0 kw Panda diesel generator with sound shield (235 Hours)
- EPA compliant lined 24 gallon fuel tank with engine pickups, shutoff valves and digital level indicator
- Custom built fuel lines with mechanically crimped fittings

---

## Fuel System

---

- Single EPA compliant 300 gallon, dual fill (P&S) fuel tank with engine pickups, shutoff valves and digital level indicator
- Custom built fuel lines with mechanically crimped fittings
- Two Yamaha® water separating fuel filters with primer bulbs

---

## Water System

---

- 75 gallon water tank with level indicator
- Custom built reinforced color coded water hose
- Fresh water distribution manifold with dedicated valves for each service line
- Pressure sensing pump
- 11 gallon 240v stainless steel water heater
- Dockside fresh water inlet with pressure regulator

---

## Yamaha Outboard Power

---

- Twin 30" counter - rotating 5.4 L 350 hp four stroke engines
- Stainless steel, three blade Yamaha® Saltwater Series II SDS propellers
- Command link plus twin engine display
- Electronic twin engine binnacle control
- Key switch panel with safety lanyard
- Push Button Start Panel
- Dual Teleflex hydraulic steering cylinders

- Power steering
- 316L stainless steel tie bar

## Hard Top

---

- Molded fiberglass hardtop with opening sun roof
- 316L stainless steel hardtop supports
- Single piece, laminated, bonded windshield system
- Folding stainless steel all-around navigation light with flag burgee
- Six tricolor LED lights
- Aft LED spreader light
- 60 mil Stratoglass side curtains

## Aft Berth

---

- Full beam stateroom with hull light port and starboard with shades
- 1 1/4" privacy door with locking latch and door catches
- Full stand-up head room
- 316L stainless steel opening port light with screen
- Pursuit custom 240/120v MDP switch panel for cabin interior circuits and lights
- Hinged storage cabinet with adjacent upholstered seat
- Hanging locker with light
- Convertible bed berth for 2 persons with separating inner spring mattress feature
- CO detector
- 12v outlet
- 120v outlet with GFI protection

## Hull

---

- Hand laminated hull with vinyl ester resin and engineered fabrics
- Infused fiberglass structural grid system with molded finish and integrated bilge water management system
- 5-ply resin infused composite transom system with patented transom reinforcement grid
- Trim tabs with indicator lights and auto-retract
- Bronze thru hull fittings below water line
- Chrome over bronze thru hull fittings below 7 degree heel line
- Stalon thru hull fittings above the 7 degree heel line
- Bronze garboard drain
- Dedicated transducer location not recessed in hull
- Full length bonded hull windows (6)
- High density PVC rubrail with solid 316L stainless steel insert
- 5/8" 316L stainless steel bow eye
- Bow thruster 5.4 gp with group 31 AGM battery will charge off third leg of 40 amp charger
- Molded one piece deck and cockpit liner with non-skid pattern area and overboard drains
- Hull and deck joint mechanically fastened with aluminum backing plates and thru bolts at cleat locations
- 10" pop up cleats (4) on stern and 10" Hershoff spring and bow cleats (4)
- Molded recessed hatches with gaskets and 316L stainless steel latches and overboard drain tracks
- Flush mounted integral anchor locker with fiberglass lid
- Horizontal anchor windlass with switch at helm and remote
- 316L stainless steel delta plow style anchor, twist shackle, chain and 250' of 5/8" rode
- 316L stainless steel through stem anchor roller with 8" mooring cleat, chain binder and aluminum backing plates

- Fresh and raw water wash down in anchor locker with quick connect fittings
- 1 1/4" welded 316L stainless steel bow rail with 1' stanchions and mid-rail
- Port and starboard 316L stainless steel 2 mile LED navigation lights
- 316L stainless steel deck plates for water, waste and diesel; fuel chrome over bronze
- Telescoping, platform mounted four step boarding ladder
- Full beam swim platform
- Molded lazarette storage box, fiberglass lid 316L stainless steel latch and shore power access and 50 amp breaker
- Custom cockpit upholstery with dri-fast foam and mesh backing
- Molded port transom walkthrough and hinged acrylic transom door with 316L stainless steel latch and catch
- Port and starboard 316L stainless steel transom grab rails
- Molded port side lounger with back rest, foot rest, drink holders, 316L stainless steel opening port light and glove box.
- 12v MDP panel with acrylic door and latch
- Molded entertainment center with sink, faucet, electric grill, and hinged, fiberglass lids/doors with magnetic latches.
- Single captain's chair with foldable armrests, swivel, fore, aft and vertical adjustment
- Fresh water wash with chrome over brass pull out sprayer, HOT & COLD
- Fresh and raw water outlet in cockpit with quick connect fittings and 25' hose
- LED cockpit lights with water proof switch in cockpit at port side steps
- Custom molded wrap around seating with insulated storage, 2.3 ft<sup>3</sup> 12v cockpit refrigerator
- Custom molded engine cover with stainless steel gas lift, latched/gasketed port side entry door and engine ignition lock out
- Custom molded cockpit table with teak accents and dedicated storage

---

## Brokers Remarks

---

The Pursuit SC 365i will change the way you dayboat or overnight and delivers the most exciting sport yacht design and innovation on the market today.

## **Исключения**

---

При продаже яхты исключаются личные вещи владельца.


## **Отказ от ответственности**

---

Компания предоставляет описание судна или яхты добросовестно, но не может гарантировать точность этой информации, а также не ручается за техническое состояние. Покупатель должен проинструктировать своих агентов или оценщиков исследовать представленную информацию более подробно, по собственному желанию. Продажа судна или яхты, изменение цены или снятие с продажи будет происходить без предварительного уведомления.

# ФОТОГРАФИИ

**365 Pursuit Salon**



**365 Pursuit Day Head**



**Galley**



**Galley**




**Galley**



**Dinette**



**Dinette**



**Dinette Seating**



**Companionway**



**Stateroom**



**Stateroom**



**Head**



**Head**



**Shower Stall**



**Stateroom**



**Stateroom**






**Helm**




**Helm Seating**



**Helm Seating**



**Helm Seating**



**Helm Companion Seating**



**Helm**



**Electronics**



**Garmin Radar**



**Cockpit**



**Cockpit Wetbar**



**Wetbar**



**Cockpit Seating**



**Cockpit Seating**



**Cockpit**



**Cockpit Speaker**



**Aft View**




**Aft View**



**Swim Platform**




**Port Side Rails**



**Anchor Storage**




**365 Pursuit Profile**



**Sunpads**



**Aft Profile**



**Profile**



**Profile**



**Port Quarter Profile**




**Starboard Quarter Profile**



**Transom Profile**



**Layout**



# КОНТАКТЫ

---

Андрей Шестаков (Andrey Shestakov) – ведущий яхтенный брокер отдела продаж яхт и судов компании Shestakov Yacht Sales Inc. Официальный представитель Shestakov Yacht Sales Inc. для русскоговорящих клиентов в центральном офисе компании в Майами/Форт Лодердейл/Флорида/США.

## Контактная информация

---

Email: **andrey@shestakovyachtsales.com**

Web: [shestakovyachtsales.com](http://shestakovyachtsales.com)

## Телефоны

---

Краснодарский край: **+7(918)465-66-44**

США, Майами, Флорида: **+1(954)274-4435**

## Время работы

---

Понедельник – Суббота: **9:00 - 21:00** EDT

Воскресенье: **Закрыто**

## Адрес

---



Harbour Towne Marina, 850 NE 3rd St, STE 213, Dania, FL 33004