

TIGHT LINES — GRADY-WHITE



Builder: GRADY-WHITE

Year Built: 2011

Model: Center Console

Price: PRICE ON APPLICATION

Location: United States

LOA: 30' 6" (9.30m)

Beam: 10' 7" (3.23m)

Min Draft: 2' 0" (0.61m)

Max Draft: 3' 0" (0.91m)

Our experienced yacht broker, Andrey Shestakov, will help you choose and buy a yacht that best suits your needs **Tight Lines — GRADY-WHITE** from our catalogue. Presently, at **Shestakov Yacht Sales Inc.**, we have a wide variety of yachts available on our sale's list. We also work in close contact with all the big **yacht manufacturers** from all over the world.

If you would like to buy a yacht **Tight Lines — GRADY-WHITE** or would like help answering any questions concerning purchasing, selling or chartering a yacht, please call **+1(954)274-4435**

TABLE OF CONTENTS

TABLE OF CONTENTS	2
SPECIFICATIONS	4
Overview	4
Basic Information	4
Dimensions	4
Speed, Capacities and Weight	4
Accommodations	4
Hull and Deck Information	5
Engine Information	5
DETAILED INFORMATION	6
Vessel Overview	6
Deck/Cockpit	6
Helm and Electronics	7
Engines	8
Exclusions	8
Disclaimer	8
PHOTOS	9
Portside bow view	9
Stern view	9
Helm	9
Sternview	9
Strb View	9
Console facing Fwd	9
Helm	9
Helm Seats	9
Tackle Center and Helm	10
Cockpit and Tackle Center	10
Cockpit	10

Cockpit Seating	10
Cockpit	10
Console Tackle Drawers	10
Console facing Aft	10
Fwd Seating	10
Fwd Seating	11
Fwd Seating Storage	11
Fwd Seating with Table	11
Fwd Seating with Table	11
Sunpad	11
Sunpad	11
Facing Aft	11
Anchor Locker	11
Head Entrance in Console	12
Head	12
Head	12
Sternview	12
CONTACTS	13
Contact details	13
Telephones	13
Office hours	13
Address	13

SPECIFICATIONS

Overview

This 2014 Grady-White 306 Canyon is in excellent condition and has the larger 350hp Yamaha power. It is fully equipped with a full electronics package including radar and all the cushions were just replaced. It has a bow thruster for easy handling around the dock and the quality that Grady-White is famous for.

ASKING \$155,000

Basic Information

Category: Center Console

Model Year: 2011

Year Built: 2011

Country: United States

Coast Guard #: 1236049

Vessel Top: Open W/T-Top

Dimensions

LOA: 30' 6" (9.30m)

Beam: 10' 7" (3.23m)

Min Draft: 2' 0" (0.61m)

Max Draft: 3' 0" (0.91m)

Speed, Capacities and Weight

Water Capacity: 20 Gallons

Holding Tank: 6 Gallons

Fuel Capacity: 290 Gallons

Accommodations

Total Cabins: 1

Total Heads: 1

Hull and Deck Information

Hull Material: Composite Fiberglass

Hull Configuration: Deep Vee

Hull Color: White

Engine Information

Engines: 2

Manufacturer: Yamaha

Model: f350

Engine Type: Outboard

Fuel Type: Gas

DETAILED INFORMATION

Vessel Overview

This 2011 Grady-White Canyon 306 is in excellent condition and has been kept in covered high and dry. It has the upgraded power package with twin Yamaha 350 hp outboard with less than 400 hours. There is an electric bow thruster for easy handling around the dock. It is equipped with factory T-top and is fully rigged for fishing with outriggers, transom live well and abundant rod holders and storage.

It has a full Lowrance electronics package including twin HDS12 multi function displays with chartplotter, radar and bottom sounder. There is a Raymarine autopilot for the long offshore runs and an ICOM VHF and Kenwood stereo.

The layout of this highly regarded center console is suitable for serious fishing or relaxed cruising. The cockpit is large with a starboard transom door for easy access from the water. The large 40 gallon live well is located along the transom and there is a bench seat which easily folds flat against the transom when additional room for fishing is desired or swings out when additional seating is needed. Rod storage beneath each gunnel is out of the way and fresh and salt water wash down is conveniently located. The forward portion of the cockpit houses tackle drawers and live well.

The comfortable helm seats have a fold down bolster for a comfortable position whether you are seated or standing. The helm console containing all of the vessels electronics raises electrically so all electronics are protected from theft and the elements when in the closed position. The console has additional tackle drawers located on the port side of the console and the starboard side of the console features the entry door into the large head area which has toilet, sink and storage. There is padded seating located on the front of the console.

The forward deck area offers several versatile arrangements. It can be an open arrangement with seating port and starboard and there is a removable table that can be placed in the deck fitting for relaxing at anchor or at the dock. There is also a filler pad that transforms this area into a large sun lounge. The anchor locker and electric windless is located in its' own locker in the bow. All of the soft good cushions on this vessel have just been replaced.

The quality of the fit and finish of the Grady-White is second to none and the offshore ride is best in class.

NEW TO MARKET - ASKING \$155,000

Deck/Cockpit

- * Center Console configuration
- * Factory T-Top with Hardtop
- * Four overhead rod holders located aft on T-Top
- * Outriggers located on hard top
- * Integrated swim/dive platform with boarding ladder
- * Heavy duty transom door
- * Transom live well
- * Transom fold down seating
- * Fresh and Saltwater cockpit washdown
- * Tackle drawers
- * Integrated live well in helm seat console
- * Under gunnel rod storage
- * Starboard console door entry into large head area
- * Seating in front of console
- * Recessed bow rails
- * Forward bow area with seating port and starboard. Filler to convert to sun lounge. There is storage beneath the seating.
- * Removable table for forward bow area
- * Electric anchor windless located in below deck locker
- * All soft good cushions new in 2017

Helm and Electronics

- * Lowrance HDS12 multi function displays (2)
- * Chartplotter - Lowrance
- * Bottom Sounder - Lowrance
- * Radar - Lowrance

- * Autopilot - Raymarine
- * VHF - ICOM
- * Stereo - Kenwood
- * Trim Tabs with indicator lights - Bennett
- * Bow Thruster - Side-Power
- * Compass
- * Yamaha Commander Controls and display
- * Electrically operated helm pod to protect electronics when not in use
- * Twin helm seats with fold down bolsters

Engines

- * Twin Yamaha 350 hp outboards with approx 350 hours
- * Stainless skeg protectors

Exclusions


Owner's personal belongings.

Disclaimer

The Company offers the details of this vessel or yacht in good faith but cannot guarantee or warrant the accuracy of this information nor warrant the condition of the vessel. A buyer should instruct his representatives, agents, or his surveyors, to investigate such details as the buyer desires validated. This vessel or yacht is offered subject to prior sale, price change, or withdrawal without notice.

PHOTOS

Portside bow view



Stern view



Helm



Sternview



Strb View



Console facing Fwd



Helm



Helm Seats



Tackle Center and Helm



Cockpit and Tackle Center



Cockpit



Cockpit Seating



Cockpit



Console Tackle Drawers



Console facing Aft



Fwd Seating



Fwd Seating



Fwd Seating Storage



Fwd Seating with Table



Fwd Seating with Table



Sunpad



Sunpad



Facing Aft




Anchor Locker



Head Entrance in Console




Head



Head



Sternview



CONTACTS

Andrey Shestakov, leading yacht broker of the sales department of Shestakov Yacht Sales Inc. Shestakov Yacht Sales Inc., the official representative of the Miami/Fort Lauderdale FL headquarters.

Contact details

Email: **andrey@shestakovyachtsales.com**

Web: shestakovyachtsales.com/en/

Telephones

USA: **+1(954)274-4435**

Office hours

Monday – Saturday: **9:00 - 21:00** EDT

Sunday: **closed**

Address



Harbour Towne Marina, 850 NE 3rd St, STE 213, Dania, FL 33004