

TENNESEA WALTZ — MIKELSON



Builder: MIKELSON

Year Built: 2007

Model: Cruiser

Price: PRICE ON APPLICATION

Location: United States

LOA: 43' 0" (13.11m)

Beam: 15' 10" (4.83m)

Max Draft: 3' 10" (1.17m)

Cruise Speed: 22 Kts. (25 MPH)

Our experienced yacht broker, Andrey Shestakov, will help you choose and buy a yacht that best suits your needs **Tennesea Waltz — MIKELSON** from **our catalogue**. Presently, at **Shestakov Yacht Sales Inc.**, we have a wide variety of yachts available on **our sale's list**. We also work in close contact with all the big **yacht manufacturers** from all over the world.

If you would like to buy a yacht **Tennesea Waltz — MIKELSON** or would like help answering any questions concerning purchasing, selling or chartering a yacht, please call **+1(954)274-4435**

TABLE OF CONTENTS

TABLE OF CONTENTS	2
SPECIFICATIONS	3
Overview	3
Basic Information	3
Dimensions	3
Speed, Capacities and Weight	4
Accommodations	4
Hull and Deck Information	4
Engine Information	4
DETAILED INFORMATION	5
Electronics/Navigation	5
Galley	5
Additional Equipment	5
Electrical	6
Manufacturer Provided Description	6
Exclusions	6
Exclusions	6
Disclaimer	7
PHOTOS	8
CONTACTS	13
Contact details	13
Telephones	13
Office hours	13
Address	13

SPECIFICATIONS

Overview

Key Features

- Original owner who had the vessel built
- Great cruising Yacht, Equipment on the hardtop is hinged to be able to do the Great Loop
- Numerous options added by a knowable boating couple with years of boating experience
- Just waxed July 2018
- Twin Cummins Power prop boat, Props just tuned and coated with Prop Speed
- Bow Thruster
- Power 4-way 1000 lb Davit on the bow
- 12' Apex Dinghy with 50HP Yamaha 4-stroke included in Sale
- Cockpit controls, docking controls on bridge and helm bridge controls (Three Stations all with Bow thruster control)
- Watermaker
- Two Stateroom, guest stateroom has an additional fold-down berth (see Photos)
- Granite counter tops in the Galley
- Additional head located in the cockpit (See Photos)

- Click on Full Specs for the extensive list of equipment

Basic Information

Category: Cruiser

Model Year: 2007

Year Built: 2007

Country: United States

Dimensions

LOA: 43' 0" (13.11m)

Beam: 15' 10" (4.83m)

Max Draft: 3' 10" (1.17m)

Speed, Capacities and Weight

Cruise Speed: 22 Kts. (25 MPH)

Cruise Speed RPM: 2300 Kts.

Max Speed RPM: 2580 Kts.

Displacement: 35000 Pounds

Water Capacity: 200 Gallons

Holding Tank: 60 Gallons

Fuel Capacity: 600 Gallons

Accommodations

Total Cabins: 2

Total Berths: 4

Total Heads: 2

Hull and Deck Information

Hull Material: Fiberglass

Engine Information

Engines: 2

Manufacturer: Cummins

Engine Type: Inboard

Fuel Type: Diesel

DETAILED INFORMATION

Electronics/Navigation

- Simrad Chartplotter
- Furuno Chartplotter
- Furuno RD-30 Depth
- Furuno AIS
- ACR Spotlight
- Simrad AP 25 AutoPilot
- Danford Compass
- Standard Horizon VHF inside the door of the saloon
- Icom VHF on Helm
- Kenwood stereo

Galley

- 3 Burner Princess Stovetop
- Sharp Microwave/convection oven
- Large Haier Refrigerator/freezer
- SS Sink w/single faucet
- Broan Trash Compactor
- Ice Maker
- Real Granite counter tops
- Ample storage
- Water filter built-in onboard

Additional Equipment

- Two Maxwell Windlass with all chain (See Photos)
- Bow Thruster
- KVH Dome
- 6-rod holders in a cabinet built into the saloon ceiling
- Hi-Low Table in saloon
- Two recliners in the saloon
- Village Marine inc Watermaker
- Real Granite counter tops in the Galley
- Raritan 20 Gal Hot water heater
- Water filter
- Extra helm on the bridge on Port side for easy docking
- Head for the fishing crew to use in the cockpit area

- A bottom machine in the cockpit Furuno
- Macerated fish box in cockpit sole
- Fireboy system in the engine room
- Three Cameras onboard, engine room, cockpit, and saloon
- Stainless Steel custom rudders
- Stand-alone full washer and dryer (see photos)
- AC
- Cummins SmartCraft displays
- Controls including the bow thruster control in the cockpit
- 6 person Liferaft with current certification
- ES1000 4-way power Davit on the bow w/cradle

Electrical

- 9KW NorthernLights Generator w/Sound Shield (Super Quiet)
- 922 hrs on Generator
- RS 3000 Xantrex inverter/charger
- Shorepower cord retrieval system
- 3 8D batteries for the house
- 2 8Dbatteries for the engines
- Majority of lights are LED

Manufacturer Provided Description

Based highly on the popular Mikelson 50 SF, the Mikelson 43 Sportfisher offers many of the same attributes such as a large flybridge with aft tournament station, low center-of-gravity, custom interior layout, and a fast, smooth, efficient ride. Powered with optional twin QSC 540 Cummins diesels, the Mikelson 43 Sportfisher easily attains speeds approaching 30 knots. The Mikelson 43 Sportfisher has set a new standard in the 40-foot range.a

Exclusions

The owner's personal items are not included in the sale, a list will be provided prior to survey upon request.



Exclusions

Owner's personal belongings.

Disclaimer

The Company offers the details of this vessel or yacht in good faith but cannot guarantee or warrant the accuracy of this information nor warrant the condition of the vessel. A buyer should instruct his representatives, agents, or his surveyors, to investigate such details as the buyer desires validated. This vessel or yacht is offered subject to prior sale, price change, or withdrawal without notice.


PHOTOS











CONTACTS

Andrey Shestakov, leading yacht broker of the sales department of Shestakov Yacht Sales Inc. Shestakov Yacht Sales Inc., the official representative of the Miami/Fort Lauderdale FL headquarters.

Contact details

Email: **andrey@shestakovyachtsales.com**

Web: shestakovyachtsales.com/en/

Telephones

USA: **+1(954)274-4435**

Office hours

Monday – Saturday: **9:00 - 21:00** EDT

Sunday: **closed**

Address



Harbour Towne Marina, 850 NE 3rd St, STE 213, Dania, FL 33004