

HAWKE — GRAND BANKS



Builder: GRAND BANKS

Year Built: 2005

Model: Motor Yacht

Price: PRICE ON APPLICATION

Location: United States

LOA: 64' 5" (19.63m)

Beam: 17' 8" (5.38m)

Min Draft: 5' 0" (1.52m)

Max Draft: 5' 5" (1.65m)

Cruise Speed: 25 Kts. (29 MPH)

Max Speed: 33 Kts. (38 MPH)

Our experienced yacht broker, Andrey Shestakov, will help you choose and buy a yacht that best suits your needs **HAWKE — GRAND BANKS** from **our catalogue**. Presently, at **Shestakov Yacht Sales Inc.**, we have a wide variety of yachts available on **our sale's list**. We also work in close contact with all the big **yacht manufacturers** from all over the world.

If you would like to buy a yacht **HAWKE — GRAND BANKS** or would like help answering any questions concerning purchasing, selling or chartering a yacht, please call **+1(954)274-4435**

TABLE OF CONTENTS

TABLE OF CONTENTS	2
SPECIFICATIONS	4
Overview	4
Basic Information	4
Dimensions	4
Speed, Capacities and Weight	4
Accommodations	4
Hull and Deck Information	4
Engine Information	4
DETAILED INFORMATION	5
Introduction	5
Accommodations	5
Capacities	6
Electrical	6
Communication and Navigational Equipment	6
Mechanical, Propulsion and Engine Room Equipment	7
Galley, Domestic and Laundry Equipment	7
Deck Equipment	7
Construction	7
Exclustions	8
Exclusions	8
Disclaimer	8
PHOTOS	9
CONTACTS	10
Contact details	10
Telephones	10
Office hours	10
Address	10

SPECIFICATIONS

Overview

This beautiful 58 Eastbay Flybridge is one of the most sought-after yachts Grand Banks has ever built. Combining incredible seakeeping characteristics with an ultimate luxury interior, this yacht will satisfy the most discerning buyer. HAWKE is fast with a 25-knot cruise and provides nimble handling not expected for a boat this size. She offers three well-appointed staterooms, two full heads... each with separate stall shower, large spacious salon and huge U-shaped galley down. The interior fit and finish is expertly crafted and the finest Grand Banks has to offer. ***This is the last 58 Eastbay ever built*** and reflects the best of those built before her. Simply put, this yacht is the best of the best! HAWKE is pristine inside and out and ready to be inspected. No expense has been spared in both her cosmetic and mechanical upkeep. This is unquestionably the finest brokerage Grand Banks on the market. HAWKE is turn key and ready for her next owner. Easy to see in West Palm Beach, Florida. Brokers are invited to inspect this incredible beauty!

Basic Information

Category: Motor Yacht	Sub Category: Flybridge	Model Year: 2005
Year Built: 2005	Refit Year: 2017	Refit Type: Paint, Teak & Interior
Country: United States	Coast Guard #: 5629133	Vessel Top: Hardtop
Fly Bridge: Yes	Cockpit: Yes	

Dimensions

LOA: 64' 5" (19.63m)	LWL: 53' 2" (16.21m)	Beam: 17' 8" (5.38m)
Min Draft: 5' 0" (1.52m)	Max Draft: 5' 5" (1.65m)	Clearance: 29' 0" (8.84m)
MFG Length: 58' 8" (17.88m)		

Speed, Capacities and Weight

Cruise Speed: 25 Kts. (29 MPH)	Cruise Speed RPM: 1900 Kts.	Cruise Speed Range: 780
Max Speed: 33 Kts. (38 MPH)	Max Speed RPM: 2300 Kts.	Max Speed Range: 698 Kts.
Displacement: 91000 Pounds	Water Capacity: 280 Gallons	Holding Tank: 140 Gallons
Fuel Capacity: 1375 Gallons	Fuel Consumption: 44 Gallons	

Accommodations

Total Cabins: 3	Total Berths: 4	Sleeps: 6
Total Heads: 2		

Hull and Deck Information

Hull Material: Fiberglass	Deck Material: Fiberglass	Hull Configuration: Planing
Hull Color: Flag Blue	Hull Finish: Stainless Steel	

Engine Information

Engines: 2	Manufacturer: Caterpillar	Model: 3412E
Engine Type: Inboard	Fuel Type: Diesel	

DETAILED INFORMATION

Introduction

Hawke has been maintained to the highest standards throughout her life and it is apparent upon approaching her. Her painted Flag Blue hull glistens as does her superstructure. Her cockpit with teak decking in excellent condition, looks extremely inviting as you board and imagine friends and family enjoying the outdoors. You also notice the signature Grand Banks curved staircase that leads to the large fully enclosed flybridge that offers abundant guest seating as well as an impressive array of electronics for safe passages. Hawke features CAT 3412E 1400 hp engines with low hours (just over 1,000) and had her 1,000 hour CAT recommended service done in December, 2015. Hawke will achieve cruising speeds of 25 to 27 knots with a top speed of 33! An incredible cruising yacht for when you need to cover a lot of water or get in before a storm strikes, Hawke will carry you safely and quickly. When you reach your destination Hawke offers a huge TNT swim platform for ease of dinghy carrying, launch and retrieval. A reverse osmosis water maker is on board for island cruising as well as two Northern Lights generators that provide plenty of power for anchoring out. All the above make Hawke a great yacht for cruising the Bahama's, the Chesapeake, Maine or wherever a wandering desire may take you!

Accommodations

As you enter the large and spacious salon there is a beautifully built-in settee and end table on starboard. Across on port is two very comfortable barrel chairs flanking an entertainment cabinet with a lift-up TV. The galley is down and on port, is U-shaped and has an abundance of natural light, granite counter space, cabinet storage and refrigeration. Hawke offers three luxurious staterooms with Master queen centerline berth forward and port twin berth and stbd queen Guest Staterooms. The ensuite Master head is on port and offers a large shower stall on stbd. There is a Guest/Day head that also offers a separate large stall shower easily accessed from the companionway. Throughout the interior you will find: - Raised panel teak cabinetry with high gloss varnish finish in salon - Lower level has raised panel teak cabinetry with a satin varnish finish with high gloss varnish trim - Solid Teak and holly soles, matte finish - Lined drapes - Large gray tinted salon windows offering abundant natural light, many open for fresh air circulation - Phantom screens at salon aft and stbd helm doors - Grand Banks stainless steel adjustable reading lights - Cantalupi overhead, rope accent and courtesy lighting - Beveled mirrors in teak frames - Oceanair shades with screens in all overhead hatches **Salon** Entrance

to the large salon is either via the oversized aft sliding Freeman door or through the starboard helm side door. The salon is tastefully decorated and all wood surfaces are bright varnished teak with raised panel cabinetry. Large tinted windows allow an abundance of natural light, open for ventilation and offer outstanding visibility while at dock or underway. On starboard is a settee that is encased in beautiful teak cabinetry. A curved granite topped end table attaches to the settee. A Grand Banks high/low solid teak table sits in front of the settee and doubles as a cocktail or dining table with fold-out leaves. Facing the settee on port are two very comfortable barrel chairs with a large entertainment center between. All audio/ visual components are stored behind glass doors and an electric TV lift is located at the back of the cabinet. The TV is completely out of sight when in the down position. The electrical control/breaker panel is hidden behind raised panel doors next to the aft entry door. An Ultraleather STIDD chair with easy access to the side deck through a helm door, is situated at the lower helm station. Electronics and electronic engine controls are perfectly positioned for ease of use. On port is a bench seat with an ice-maker underneath behind a teak louvered door. A built-in book rack is aft of the bench seat. Overhead recessed Cantalupi halogen lights, reading lamps and accent rope lighting lend a soft, intimate feeling to the salon. -Custom entertainment center with pop-up flat screen TV, portside - Electrical panel aft port bulkhead with finished doors - Valance rope lighting - Marineair chilled water air-conditioning with reverse cycle heat - High-low double leaf cocktail/dining table, teak with inlays - Varnished batted overhead acoustical paneling with high-gloss trim - Custom granite entertainment and end table surfaces - Outboard locker forward of the navigation bench seat - Flip down foot rest for navigation bench seat - Storage under stbd settee - Navigation table with chart storage and custom liquor locker - Tempered glass windows with gray tint on side and clear forward - Oceanair shades on salon side and aft windows - Phantom sliding screens on aft and side helm doors - Freeman sliding aluminum door, aft - Helm door for easy access to side and foredeck - Engine removal soft patch - Engine room access hatch, hinged with gas support and gaskets - Vimar outlets and switches - Overhead grab rail for safe movement when in rough seas - Teak rimmed steering wheel **Master Stateroom**

The master stateroom is forward and is very spacious. It has a centerline queen berth that is almost a full walk around with small ledges that serve as a place to put things yet does not interfere with forward accessibility of the berth. There are adjustable reading lamps for snuggling up with a book and night time ambiance. The head is ensuite and split with a nicely appointed granite topped cabinet on port and a large stall shower on stbd. Both have teak doors. - Island Queen Berth - Mattress, inner pocketed spring - Lights, shaded reading lights at master berth - (3) Bureaus with drawers, all black granite topped - Hanging locker with lined cedar wood - Full length beveled mirror, with teak frame - Half length beveled mirror, with teak frame over small bureau - Cedar lined hanging locker, stbd - Overhead hatch with Oceanair shade and screen and escape ladder - (2) large drawers under queen berth - Teak cabinetry with satin finish and gloss varnish trim - Solid teak and holly soles, satin finish - Varnished teak batten hull ceiling (sides) - Opening stainless steel port lights with curtains and satin varnished valance boxes - Overhead dimmable recessed cantalupi halogen lights - Accent rope lighting under valance and berth, beautiful at night! - Sony stereo speakers - Sony CDX-F7700 FM/AM/Disc player and changer, portside - Samsung 22" HD flatscreen TV - Separate Satellite receiver box for TV **Master Head**

The master head is on port, is ensuite and split with a separate stall shower to stbd. - Raritan Atlantes marine fresh water toilet with holding tank monitor - Teak cabinet (satin finish) vanity with black granite top, under mounted sink and Grohe faucet - Mirror, beveled with teak frame Solid teak and holly sole, satin finish - Overhead hatch with gloss varnished trim and Oceanair shade and screen - (3) overhead recessed halogen Cantalupi lights - Opening stainless steel port light with curtain and satin varnished valance box - Air-conditioning duct Towel bar **Master Shower, Starboard** - Grohe shower fixtures - Glass varnished teak bench seat - Vent fan - Overhead opening hatch with Oceanair shade and screen - Molded FRP sole with tile and polished stainless drain - Overhead recessed Cantalupi halogen lighting - Towel bar - Drain sump pump **Guest Stateroom #1, STBD**

Opposite the galley is the guest stateroom with a queen berth. Separating it from the companionway is double sliding pocket doors. There is a hanging locker, storage under the berth and a night table with drawers. - Queen berth against the stbd hull side - Cedar lined hanging locker forward with louvered teak door - (2) stainless steel port lights with curtains and satin varnished valance boxes - (2) drawers under berth - Black granite topped night table with drawer and doored cabinet under - Overhead dimmable recessed Cantalupi halogen lights - Overhead Sony Speakers - Samsung 25" HD flat screen TV - Separate satellite receiver box - Lower helm electrical panel access **Guest Stateroom #2, Port**

The second guest stateroom is located forward of the galley. There are two separate twin

berths with a cedar lined hanging locker with louvered door between them. There is ample storage under each berth. There is an opening port and overhead hatch with Oceanair screen and shade. - Twin athwartship berths with drawer storage under - Sony stereo - Large cedar lined hanging locker with louvered door between berths - Overhead halogen lamps Adjustable reading light - (2) stainless steel opening window ports with lined drapes and varnished balance boxes - Overhead hatch with Oceanair shade and screen - Dorade box ventilation

Guest Head

The guest head that also doubles as a day head is located to stbd, forward of guest stateroom #1. It is roomy and has natural light and ventilation. It also features a large separate stall shower. - Molded FRP shower floor with tiles and polished stainless steel drain - Bi-fold acrylic shower door in aluminum frame - Black granite topped teak vanity with back splash, storage under and outboard - Stainless steel opening port with lined drape - Dorade box ventilation - Exhaust blower, 24v - Beveled mirror with teak frame - Overhead halogen lights - Overhead opening hatch with Oceanair screen and shade - Air-conditioning outlet - Stainless steel toothbrush holder and towel bar **Flybridge** The 58 features a spectacular flybridge starting with the Grand Banks signature curved staircase. Going up to the bridge is greatly eased by the curved staircase with access being sure and easy, both for humans as well as beloved pets! A factory fiberglass hardtop provides protection from the elements, there are two opening hatches along with six (6) overhead lights. Overhead lighting is great for al fresco evening dining with a view! Situated over the helm suspended from the hardtop is an overhead electronics cabinet with a hinged cover. Three (3) fully adjustable Ultraleather STIDD captain's chairs face the well laid out helm station. Ample storage can be found behind the sliding doors under the helm. An L-shaped settee with an inlaid teak table is on starboard facing a matching bench seat to port with storage under each. The settees and STIDD chairs are upholstered in matching Oyster White Ultraleather and have full Sunbrella covers. There's an Isinglass enclosure protecting all four sides of the bridge. **Cockpit / Aft Deck** The cockpit is large and perfect for outdoor entertaining. Entrance is via a hinged transom door after stepping onto the TNT hydraulic swim platform. The spacious cockpit has teak decking in excellent condition with three lazarette hatches. The lazarette is very spacious and the gel coated sole is covered with teak grating thus allowing air circulation under items stored there. An electric Miele grill (new 2014) with storage space underneath is located forward to starboard. To port is the GB signature curved staircase with stainless steel hand rail leading to the flybridge. The main salon is entered by stepping up two steps and through the center mounted sliding door. TNT electric/hydraulic teak swim platform with dinghy chocks and (2) recessed pop-up stainless cleats - increases maximum overall length to 64 - Hydraulics received new paint 7/16 2009 Zodiac RIB 11'2" with 2009 Yamaha 40 hp 4-stroke engine, dinghy cover Arite swim ladder at starboard side on swim platform (2) Glendinning Cablemasters with 50-amp shore power cord on both port and stbd Portside TV/phone and dockside fresh water connections Port and starboard oversized dock line lockers Molded-in deck drains with stainless steel scuppers Stern winch for snubbing dock lines - center mounted Maxwell 2200 with foot control, hawse pipe and cleat Transom door - hinged and swings in Cockpit transom shower to port Courtesy lighting Miele cockpit grill with cabinet and storage unit (new 2014) Cockpit cover Cockpit shade with stainless steel corner supports Lazarette hatches are self-draining with seal gaskets and gas cylinder lift-ups Engine room, walk-in engine room access w/ Freeman watertight locking door Flybridge extension has halogen overhead lights Stainless steel boarding grab rails, port and starboard Teak decking in excellent condition, epoxy bonded

Capacities

Displacement: 91000 lb Displacement Type: Full Load Fuel Tanks Capacity: 1375 gal Fresh Water Tanks Capacity: 280 gal Holding Tank Capacity: 140 gal

Electrical

The main electrical distribution/breaker panel is conveniently located in the main salon hidden behind raised panel doors. - Northern Lights 20kW generator with sound shield and Aqualift muffler system NEW in 2013 - 254 hours - Northern Lights 12kW secondary generator with sound shield and custom exhaust system - 819 hours - Marineair chilled water reverse cycle air-conditioning system with (4) chillers - Kahlenberg dual trumpet air horns 24v - (2) water heater 230v - AC/DC Distribution panels - 110/220v and 12/24v - (2) 24v engine alternators - (1) 12v generator alternator - Dual station engine/bilge/system alarms and indicators - (4) bilge pumps - (2) 8D engine starting and bow thruster batteries - NEW 7/16 - (4) 8D house batteries - NEW 7/16 - All batteries are AGM glass mat in a FRP box with lid and straps - (2) Mastervolt battery chargers, 24/100 and 24/60 - Battery condition indicator - Battery disconnect switches - Battery emergency parallel switch - (4) automatic bilge pumps 24v - Bonding system - Carbon monoxide detectors - (4) engine room blowers - Engine room fluorescent lighting as well as 24v - Isolation transformer - 24v navigation lights - 24v rudder angle indicator - (2) Glendinning Cablemaster shore power inlets in cockpit 50 amp with 75' cord for each - 24v fuel transfer pump - 24 VDC freshwater system pressurized - GFCI protected electrical outlets - Asko stacked separate washer and dryer 220v - Sharp micro/convection oven 110v - (10) extra 12v DC circuit breakers on DC panel - System includes 110/220v 60 Hz 4-wire system, marine grade tin-plated copper wiring

Communication and Navigational Equipment

Lower Helm Electronics

NEW Furuno NavNet TZ Touch Black Box system was installed in the Fall of 2014. - (2) each 15" NavNet color display screens with; Furuno MCU002 remote control with joystick - Furuno NavNet Autopilot - Furuno RD-30 Digital Depth and water temp - ICOM IC-M602 VHF Radio with Commandmic - Closed circuit TV feed from engine room - Navman wind speed and direction - Bennet trim tab controls with position indicator - (2) CAT Marine Power Displays, displays in both digital and analog - STIDD helm chair with chrome base - Dark blue Ultraleather - Varnished teak helm wheel - Ritchie Power Damp Plus compass - Remote windlass control - Side Power bow thruster joystick control - Computank system display - displays tank and battery levels - VDO rudder angle indicator - Remote spotlight control - U-Line ice-maker under port seat - new 2013 - Samsung 40" HD flatscreen TV on lift - Apple TV - KVH HD 7 TracVision satellite TV system, (4) receivers total, (1) each stateroom and - (1) in salon so all can be on different channels - Bose surround sound system - LG Blu-Ray DVD player - SAT TRAC phone - not connected -

(2) wireless headsets for communication aboard boat -
 WiFi router, ethernet cable and wifi extender antenna - Handles all yourwifi needs on board **Flybridge**
 - Awlgrip painted Moon Dust non-skid decks with molded self-draining design - Polished stainless steel railings -
 Fiberglass hardtop with stainless steel polished hardtop frame - (2) polished stainless steel overhead opening hatches -
 Stainless wind screen frame with glass panels - 4 sided Isinglass flybridge enclosure with U-
 Sip panels front andback, and (2) opening panels at port and starboard sides - Recessed halogen lights in hardtop - Courtesy lights -
 (3) STIDD seats with pedestal bases and foot rests, Oyster WhiteUltraleather with blue piping - Chrome high-
 low manual base for settee teak table - Plastic 6 person offshore valise life raft - Port varnished chart box with seal and clear Plexiglass top -
 12v outlet - 110v outlet with phone and cable hook-up starboard of helm - Bose stereo speakers port and starboard - Custom hinged mast
Flybridge Helm Electronics - NEW Furuno NavNet TZ Touch Black Box system was installed in the
 Fall of 2014 for each helm. - (2) each 15" NavNet color display screens -
 Furuno MCU002 remote control with joystick for NavNet Touch - New 2014 - Furuno DRS12A UHD Digital Radar - New 2014 -
 Furuno 6' Open Array Radar antenna - New 2014 - Furuno GP330B GPS/WASS Sensor antenna - New 2014 -
 Furuno FA50 Black Box Class B AIS Transponder - New 2014 - Furuno DFF1 Digital Black Box Fish Finder - New 2014 -
 CAT Marine Power Displays - read outs in both digital and analog - Icom VHF IC0-M602 with Icom Remote Command microphone -
 Furuno Nav Pilot autopilot - Furuno RD-30 digital depth and water temp - Seafire System override switch - Rudder angle indicator -
 Ritchie Power Damp Plus compass - Twin Disc Power Commander EC250 single lever engine controls - Satellite weather antenna - New 2014 -
 Bennett trim tab control switches and trim tab indicators - Side Power bow thruster joy stick control - Maxwell remote windlass control -
 Jabsco remote spot light control

Mechanical, Propulsion and Engine Room Equipment

Engine room access is thru a water tight door underneath the curved flybridge staircase. The engine room is incredibly well laid out, bright and spotlessly clean. - Twin Caterpillar 3412E 1400 hp marine diesel engines -1,021 engine hours as of 5/16 - Twin Disc MG6449-000-A transmissions with electric shift trollingvalve control 2.07-1.0 gear ratio - Twin Disc EC250 electronic gear control dual station -
 (2) Propellers 36 x 41.5 5-blade nibral Aquafoil - Dual remote engine start/stop panels in engine room - Seastar hydraulic power-assisted steering system - (2) fiberglass fuel tanks (850 & 525 gallons) - Oil change system - Sea Recovery water maker UMW600 -
 Engine room fire protection system - Extensive engine room sound insulation - Racor triple fuel filters - Cast bronze rudders and struts -
 Dripless shaft seals - Stainless steel baffled water tanks, painted - Groco safety seacocks on engine raw water inlets -
 Dual Kahlenberg air horn system - Bronze raw water intake strainers - Engine room fresh water faucet - Bronze seacocks on thru-hulls below waterline - Air-conditioned engine room

Galley, Domestic and Laundry Equipment

Moving forward and below, the U-shaped galley is on port. The galley is open to the main salon both overhead and to the companionway that gives this area a bright, open feel and look. An opening port light lets in even more natural light and air. Black granite countertops provide plenty of working space. Double stainless steel sinks make cleanup a breeze. Generous storage is found throughout the galley with custom overhead glass and plate storage cabinets. Matte finish teak cabinets with bright varnish trim contrasts nicely with the bright finish in the salon. - Custom ceramic tile on fore and aft galley bulkheads - Miele electric ceramic cooktop with granite bi-fold cover - Black 3/4" granite countertops with 3/8" backsplash - Exhaust blower, 24V - Grohe faucet, single lever - Dish locker, overhead - Sharp micro/convection oven at eye level, much easier to use than under the cooktop - (2) undercounter Sub Zero refrigerators with teak doors aft counter - (1) undercounter Sub Zero freezer with teak door forward counter - (1) top load Glacier cold plate freezer (with digital controls) in aft outboard corner - Double stainless steel sinks with granite covers - Forward overhead cabinet storage with custom plate/glass holders - Halogen lights over countertops - Top load storage in forward outboard corner - (3) under sink drawers - (3) under cooktop drawers and (1) cabinet - Double garbage cans under gangway steps - Custom glass storage cabinet forward inboard counter with teak framed glass door - Asko separate washer and dryer stacked in hallway

Deck Equipment

Side and foredecks are easily and safely accessed by the signature Eastbay wide side decks with substantial polished stainless steel rails leading from the cockpit to the bow. - Polished stainless steel bow rails extends aft to cockpit -
 All hatches are polished stainless steel with rubber seal gaskets - Varnished teak toe rail - Polished stainless cleats and hawse pipes -
 Varnished cabin top Dorade boxes with polished chrome cowl vents - Polished stainless steel window ports -
 Polished stainless steel double anchor pulpit - Maxwell 3500 anchor windlass - Port and starboard bow line lockers -
 Deck foot switches for windlass - (5) cabin top hatches - Port and starboard stainless steel cabin top handrails - Trefoil 32kg CQR anchor -
 105 lb polished stainless steel plow anchor with 275' of 7'16" HT chain - (3) windshield wipers - Light tan (Moon Dust) Awlgrip painted non-skid on side and foredeck, trunk cabin - Starboard side helm door - Varnished name/light boards - Textaline window covers -
 Port and starboard cabin house engine ventilation - Custom lay-back hardtop mast - Painted Flag Blue hull

Construction

Painted Flag Blue hull - waxed, polished and buffed 7/16. Hawke has a mirror finish and is stunning! - White bootstripe, painted with Awlgrip -
 Bulkheads, structural composite, (3) watertight - Cabin soles, FRP composite - Epoxy barrier undercoat - Gel-coated fiberglass exterior - compounded, waxed and buffed 7/16. - Hand laid fiberglass - Hull structural grid, FRP molded and foam -
 Hydrex resin skin coat in hull lamination - Molded quarter guard with SS rub rail - PVC foam cored above waterline -
 Solid fiberglass hull below waterline

Exclusions

Owners' personal belongings. A complete list will be provided upon request.





Exclusions

Owner's personal belongings.

Disclaimer

The Company offers the details of this vessel or yacht in good faith but cannot guarantee or warrant the accuracy of this information nor warrant the condition of the vessel. A buyer should instruct his representatives, agents, or his surveyors, to investigate such details as the buyer desires validated. This vessel or yacht is offered subject to prior sale, price change, or withdrawal without notice.

PHOTOS



CONTACTS

Andrey Shestakov, leading yacht broker of the sales department of Shestakov Yacht Sales Inc. Shestakov Yacht Sales Inc., the official representative of the Miami/Fort Lauderdale FL headquarters.

Contact details

Email:
andrey@shestakovyachtsales.com

Web: shestakovyachtsales.com/en/

Telephones

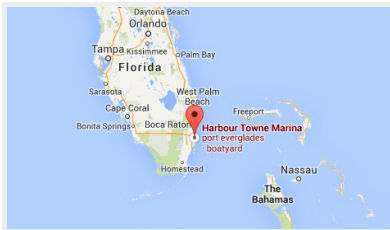
USA: +1(954)274-4435

Office hours

Monday – Saturday: **9:00 - 21:00** EDT

Sunday: **closed**

Address



Harbour Towne Marina, 850 NE 3rd
St, STE 213, Dania, FL 33004