

VELOCITY — SUNSEEKER



Судостроитель: SUNSEEKER

Год постройки: 2010

Модель: Моторная яхта

Цена: ЦЕНА ЯХТЫ ПО ЗАПРОСУ

Местонахождение: United States

Длина общая: 88' 0" (26.82m)

Ширина: 21' 0" (6.40m)

Макс. осадка: 6' 6" (1.98m)

Крейс. скорость: 23 Kts. (26 MPH)

Макс. скорость: 30 Kts. (35 MPH)

Купить **Velocity — SUNSEEKER** а также выбрать подходящую вам яхту из нашего **каталога яхт** вам поможет опытный яхтенный брокер Андрей Шестаков. На сегодняшний день компания **Shestakov Yacht Sales Inc.** имеет большое количество яхт в **собственном списке продаж**, а также тесно сотрудничает со всеми крупными **яхтенными производителями** по всему миру.

Для того чтобы купить яхту **Velocity — SUNSEEKER** а также проконсультироваться по любому вопросу связанному с покупкой, продажей, чартером яхт позвоните по телефону **+7(918)465-66-44**.

ОГЛАВЛЕНИЕ

ОГЛАВЛЕНИЕ	2
ХАРАКТЕРИСТИКИ	4
Обзор	4
Основная информация	4
Размеры	4
Скорость, вместимость и масса	4
Размещение	5
Корпус и палуба	5
Информация о двигателе	5
ПОДРОБНОЕ ОПИСАНИЕ	6
Flybridge	6
Flybridge Helm	7
Deck	8
Aft Cockpit	9
Bathing Platform	10
Saloon and Dining	10
Day Head	11
Galley	12
Main Helm Console and Observation Area	12
Forward VIP Stateroom	14
Forward VIP Walk-in Wardrobe	15
Forward VIP En suite	15
Midships Master Stateroom	16
Midships Master Walk-in Wardrobe	17
Midships Master En suite	17
Aft Starboard and Port Guest Cabin	18
Aft Starboard and Port En Suite	19
Aft Crew Mess	19

Forward and Aft Crew Cabin	20
Crew Toilet and Shower	21
Engine Compartment and Ancillaries	21
Electrical System	22
Underwater Gear	23
Systems	23
Исключения	24
Отказ от ответственности	24
ФОТОГРАФИИ	25
КОНТАКТЫ	41
Контактная информация	41
Телефоны	41
Время работы	41
Адрес	41

ХАРАКТЕРИСТИКИ

Обзор

"Velocity" is built to MCA specifications with Tropical AC upgrade and has been maintained by a meticulous captain and knowledgeable owner with years of yachting experience. She is a truly exceptional yacht that shows above the rest and loaded with option upgrades including Trac-Fin stabilizer. Duty Paid!

Основная информация

Тип судна: Моторная яхта

Модельный год: 2010

Год постройки: 2010

Страна: United States

Размеры

Длина общая: 88' 0" (26.82m)

Длина по ватерлинии: 70' 1"
(21.36m)

Ширина: 21' 0" (6.40m)

Макс. осадка: 6' 6" (1.98m)

Скорость, вместимость и масса

Крейс. скорость: 23 Kts. (26 MPH)

Макс. скорость: 30 Kts. (35 MPH)

Водоизмещение: 148720 Pounds

Вместимость воды: 396 Gallons

Объем топливного бака: 1982
Gallons

Размещение

Всего кают: 4

Всего ком. состава: 5

Койки экипажа: 4

Спальных мест экипажа: 4

Комм. состав экипажа: 1

Корпус и палуба

Материал корпуса: Fiberglass

Информация о двигателе

Двигатели: 2

Производитель: MTU

Модель: 12V 2000 M94

Тип двигателя: Inboard

Тип топлива: Diesel

ПОДРОБНОЕ ОПИСАНИЕ

Flybridge

Standard Specifications

- Self-draining cockpit
- Acrylic deflecting spray screen
- Seating areas
- Storage lockers under seating
- Upholstered sunbathing area forward
- Stainless steel aft safety rails
- Glass holders
- Sink in wet bar unit
- Icemaker in wet bar unit
- Fridge in wet bar unit
- Ceramic electric griddle in wet bar unit
- Fire extinguisher in wet bar locker
- Deck wash outlet

Option Upgrades

- Companionway hatch at top of stairs from aft cockpit to fly bridge deck
- All exterior cushions are reticulated foam (50% hard and 50% soft)
- All overhead lighting to match low level LED deck lighting, additional lights required on the Port & Stbd side deck overhang (running as far forward as possible)
- All overhead lighting are on dimmer switches in lieu of standard
- All lighting (excluding Navigational lighting, table lamps and Galley under counter lights) to Cantalupi LED
- Simrad IS20 wind speed indicator at both helms with a wind vane on the Fly bridge (NMEA signal is fed into the Furuno equipment)
- Fly bridge wet bar have raised clear glass shelf (Low Iron glass) and are extended along 'long' edge to create additional space for a bin and client supply glassware - wet bar is positioned with sufficient gap between the bar and the fly bridge seating to allow the covers for both to fit down the gap
- 2.4 meter Whip Aerial for FM Radio to match VHF Aerial on Radar arch
- CCTV with 3 Cameras: 2 x Infra-red located in the engine room plus 1 x camera located on the Fly bridge overhang facing aft. Image is displayed on Nav screens at the helm
- 2 x 13amp 240v water resistant UK Sockets and TV aerial sockets (from the terrestrial TV antenna - sound is played through the Bose system) in wet bar locker. Locker door is scalloped to allow the cables to pass through when shut
- Bose upgrade for Fly bridge - 4 x Bose 131 speakers powered by 2 x Bose SA2 amplifiers allowing for Zone control of the Saloon Bose system with the Bose

PMCI remote

- NAVAL Terrestrial TV system in lieu of standard Gloamex antenna
- LED up-lighting for radar assembly - model and quantity TBC
- Fly bridge GRP hardtop, including retractable canopy (in Silver 4128-10124) and an extending Brustor canopy (in Sunbrella Plus Cadet Grey 5530) from aft face of hardtop
- Besenzoni Crane
- 2 x Sunseeker GRP dummy domes (M9 size) completely white
- Water purifier for icemaker - General Ecology Ultrafine in-line systems one for each Icemaker
- 2 x Attwood Matrix helm seats
- 2 x stainless steel ensign staffs and sockets and 2 x stainless steel courtesy flag staffs and
- sockets are fixed to the aft edge of the hardtop
- Additional U-shaped fixed seating with single folding leaf table on starboard side
- Carbon fibre flag staff in lieu of standard
- Standard U-shaped fixed seating is decreased in length and to have a custom single folding leaf table
- 3 x Besenzoni bar stools for wet bar - Upholstered in Sunbrella Natte Cadet Grey
- Stainless steel radar chair in lieu of standard
- Fly bridge tables (1 per seating area) is a folding leaf table with a stainless steel 'V' pedestal with a flush natural teak finish table top (no groves between the planks) and a stainless steel inset feature in the top (both for the 'open' and 'closed' positions)
- Flybridge Cockpit Teak Decking

Flybridge Helm

Standard Features

- Two helm seats
- Hydraulic steering
- Duplicate engine controls
- Analogue engine instrumentation
- Autopilot repeater (Simrad AP28)
- Radar/chart plotter with GPS repeater (1 x display, Furuno NavNet2 GD-1900C)
- Depth and speed multi display (Simrad IS20)
- VHF second station (Simrad RS82)
- Remote spotlight control
- Magnetic compass
- Steering indicator
- Trim tab control
- Horn control

- Waterproof plug and socket 12v

Additional Items

- Furuno Navnet GD-1920C 10.4" Colour LCD plotter on Flybridge console
- Engine instruments are paired by type (i.e. Port & Stbd water temperatures together, Port & Stbd oil temperatures together etc.) at the Flybridge and Main helm
- PAL video board required for 2x Furuno GD-1920c displays (1 at each helm)
- Simrad IS20 wind speed indicator at both helms with a wind vane on the Fly bridge
- CCTV with 3 Cameras: 2 x Infra-red located in the engine room plus 1 x camera located on the Fly bridge overhangs facing aft. Image is displayed on Nav screens at the helm
- Standard steering wheel is black in lieu of white
- Helm seats are Attwood Matrix in lieu of standard

Deck

Standard Specifications

- Fittings all in 316 stainless steel and chromed bronze
- Pair stainless steel bow cleats and fairleads
- Stainless steel spring cleats with chafing bars
- Pair stern cleats and fairleads
- Stainless steel pulpit and cockpit rails
- Stainless steel fendering with rubber insert
- Stainless steel bow roller with anchor stop and devil's claw
- Stainless steel bow plate
- Deck wash with outlets forward and aft
- Chain locker
- Curved direct glazed safety glass windscreen
- Pantograph windscreen wipers and washers
- Fresh-water filler
- Fuel fillers port and starboard
- IMCO navigation lights
- Remote controlled spotlight at bow
- Skylight from VIP stateroom
- Ensign staff and socket
- Bow seat
- Bow sunbathing pad
- Bow teak table top (natural finish)
- Glass holders

Additional Items

- All exterior cushions are reticulated foam (50% hard and 50% soft)
- All overhead lighting to match low level LED deck lighting, additional lights on the Port & Stbd side deck overhang
- Twin Anchor arrangement at Bow (2 x Muir windlass in lieu of std. 1 X 80kg anchor with 100 metres 12mm diameter chain. 1 X 50kg anchor with 60 Meters 12mm of galvanised chain) in lieu of standard
- Foredeck table to have flush natural teak finish (no groves between the planks) with a stainless steel inset feature in the top
- Twin Kahlenberg Air Horn upgrade
- Bose upgrade for Foredeck - 2 x Bose 131 speakers (positioned on the forward side of the companionway facing aft) powered by 1 x Bose SA2 amplifier allowing for Zone control of the Saloon Bose system with the Bose PMCII remote
- 13amp 240v water resistant socket located in a Foredeck locker

Aft Cockpit

Standard Specifications

- Teak laid cockpit floor
- Self-draining
- Stairs to fly bridge with teak treads
- Aft fixed bench seating
- Stern safety gates
- Engine room access hatch
- Wet bar unit
- Fire extinguisher in wet bar locker
- Coolbox in wet bar unit
- Rubbish bin in wet bar unit

Additional Items

- Companionway hatch at top of stairs from aft cockpit to fly bridge deck
- All exterior cushions are reticulated foam (50% hard and 50% soft)
- Aft Cockpit table is a folding leaf table with a stainless steel 'V' pedestal with a flush natural teak finish table top (no groves between the planks) and a stainless steel inset feature in the top (both for the 'open' and 'closed' positions)
- 2 x 13amp 240v water resistant sockets in the wet bar. Door is scalloped to allow cables through when closed
- Bose upgrade for Aft Cockpit - 4 x Bose 131 speakers powered by 2 x Bose SA2 amplifiers allowing for Zone control of the Saloon Bose system with the Bose PMCII remote
- All overhead lighting to match low level LED deck lighting
- All overhead lighting are on dimmer switches in lieu of standard
- Muir stern capstan winches in lieu of standard

Bathing Platform

Standard Specifications

- Teak-laid hydraulic lifting bathing platform (maximum lifting capacity 650kgs/1433lbs, maximum tender weight 550kgs/1212lbs)
- Stairs to aft cockpit with teak treads
- Foldout stainless steel swimming ladder
- Hot and cold hand-held swimming shower
- Fresh-water marina connection
- Television and telephone marina connection
- Access to crew quarters
- Dockside AC connection 1 x 100 amp Glendinning Cablemaster
- 5m hydraulic telescopic passerelle

Additional Items

- All lighting Cantalupi LED
- Chocks on Platform for Tender
- Stern spring cleats located on the aft edge of the hull for stern mooring purposes
- Pair of Retractable Cleats for tender on port and stbd corners of platform
- Removable stainless steel handrails around the edge of the bathing platform
- Stainless steel handrail for both sets of steps to the Aft Cockpit (port & starboard)
- Rope link from Passerelle hand rails to Aft Cockpit hand rail (for both handrails)

Saloon and Dining

Standard Specifications

- Stainless steel framed sliding patio door to aft cockpit
- Patio door curtains with tie back
- Sofa seating
- Armchair
- Scatter cushions
- Air conditioning
- Side windows with blinds
- Double AC sockets
- Sensor connected to fire detection system
- Telephone point (aft starboard side)
- 2 x table lamps
- Dining table
- Storage cupboards
- Access forward to main helm position
- Door leading to Galley

- Stairs leading to master stateroom and two guest cabins

Additional Items

- All overhead lighting are on dimmer switches in lieu of standard
- All lighting Cantalupi LED
- All interior light switches have screen printed descriptors
- Dark tinted film to side windows and sliding doors
- Apple iPod doc (in lieu of standard Alpine iPod connection) linked into the Bose 48 AV equipment
- Bose speakers are recessed in head lining
- Standard design dining table (in Black American Walnut, Satin finish with Black fushion glass inset) to have LED up-lighters under glass
- DVD - Bose Lifestyle 48 DVD/CD Surround System in lieu of Standard Surround System for the Saloon
- Saloon TV upgraded to Pioneer 50" display
- Digital Video Recorder (DVR) for Saloon TV
- Galley Bulkhead panels are 30M style 3D block design, upholstered in Elegance Legend Black (stripes horizontal) with feature down lighting located above.
- Flooring is Amtico Wenge Wood (wide planked) laid longitudinally
- Low level cabinets i.e. Lamp tables and dining console is Black American Walnut - Satin finish
- Ceiling feature centre panels are quartered, bookmatch panels in Black American Walnut
- Cabinet shelves to have fiddles
- Cabinet forward of TV to have full-height door (all the way up to the top fiddle) in lieu of a timber strip between the door and the fiddle
- Forward port side low-level side table is utilized as additional storage accessed through a door on the forward face
- Main deck fixed dinette seating option (with stowage in seat base)

Day Head

Standard Specification

- Tecma toilet 24v
- Granite floor
- Washbasin
- Tap & accessories (toilet roll holder, soap dispenser, towel ring)
- Mirror
- Extractor fan
- Side window with blind
- Door to saloon

Additional Items

- All lighting Cantalupi LED
- Dark tinted film to side windows and sliding doors
- Emerald Pearl Granite skirting at bottom of timber bulkheads

Galley

Standard Specifications

- American style fridge/freezer with ice maker
- Stainless steel sink
- Hot and cold water
- Side window with blind
- Storage consisting of cupboards, drawers and top-box lockers
- Lighting under top box lockers 24v
- Double AC sockets
- Sensor connected to fire detection system
- Air conditioning
- Fire blanket
- Fire extinguisher
- First aid kit
- Door to saloon area
- Manual side opening door to port side deck

Additional Items

- All overhead lighting are on dimmer switches in lieu of standard
- All lighting Cantalupi LED
- All interior light switches to have screen printed descriptors
- Dark tinted film to side windows and sliding doors
- Neff telescopic (integrated) extractor fan in lieu of standard
- Neff fully integrated dishwasher (full size) in lieu of standard
- Neff Induction Hob in lieu of standard
- Neff Series 2 under oven (in stainless steel) in lieu of standard Microwave Oven
- Neff Series 3 microwave (in stainless steel) is fitted flush (i.e. no cabinet doors) in cabinetry aft of side deck door
- Water purifier for icemaker - General Ecology Ultrafine in-line

Main Helm Console and Observation Area

Standard Specifications

- 2 x upholstered helm seats with electric operation
- Hydraulic power steering
- Steering wheel
- Autopilot (Simrad AP28)
- Depth and speed displays (Simrad IS20)
- VHF radio dual station (Simrad RS82)
- Magnetic compass
- Horn control
- Switch panels
- Remote spotlight control
- Trim tab controls
- Rudder indicator
- Analogue engine instrumentation
- Fresh water gauge
- Fuel gauge
- Cigar lighter
- Main control and monitoring panel (AC/DC) with generators control
- Monitoring panel for fire detection system
- Windscreen wiper and washer controls
- Glass holder
- Screen demister
- Fire extinguisher
- Manual side opening door to starboard side deck
- Sofa seat on port side
- Air conditioning
- Double AC sockets (port side)
- 2 x telephone points (port side)
- Staircase forward leading to VIP stateroom

Additional Items

- All overhead lighting are on dimmer switches in lieu of standard
- All lighting Cantalupi LED
- All interior light switches have screen printed descriptors
- Engine instruments are paired by type (i.e. Port & Stbd water temperatures together, Port & Stbd oil temperatures together etc.) at the Fly bridge and Main helm
- PAL video board required for 2x Furuno GD-1920c displays (1 at each helm)
- Simrad IS20 wind speed indicator at both helms with a wind vane on the Fly bridge (NMEA signal is fed into the Furuno equipment)
- Furuno 1944 Black Box NavNet2 system with 2 x 19" Pacer Displays, in lieu of standard 10.4" Furuno displays
- Furuno AIS transponder linked into the Furuno navigation equipment
- Chart / Navigation courtesy Light on flexible arm fitted next to Chart storage area

- CCTV with 3 Cameras: 2 x Infra-red located in the engine room plus 1 x camera located on the Fly bridge overhang facing aft. Image is displayed on Nav screens at the helm
- Cabinetry housing circuit breaker panels to have internal lighting to light up the circuit breakers (lights to switch on when cabinet doors are opened)
- Bulkhead forward of the Master Stateroom is a gas-tight bulkhead
- All handrails are wrapped in CB Black Leather in section between support posts
- Flooring is Amtico Wenge Wood (wide planked) laid longitudinally
- Telescopic stainless steel safety rail for the observation seating area are concealed under the chart box

Forward VIP Stateroom

Standard Specifications

- Stairs leading from main helm area
- Double berth
- Storage beneath berth
- Drawers in berth end
- Dressing table
- Stool for dressing table
- Sofa
- Air conditioning
- LCD flatscreen television (42") on bulkhead
- DVD/CD player with two speakers
- Two fixed portholes on each side with blind
- Skylight with blind
- Double AC socket
- Fitted carpet
- Sensor connected to fire detection system
- 2 x telephone points (port bedside and dressing table)
- Doors to en suite and walk-in wardrobe

Additional Items

- All overhead lighting are on dimmer switches in lieu of standard
- All lighting Cantalupi LED
- All interior light switches to have screen printed descriptors
- All lower deck portlights to have dark tinted film
- Apple iPod docs linked to AV equipment
- Carpet is 100% Hand tufted Wool 'Granite' - note long lead time
- Berth design as 30M in Black American Walnut Satin finish with padded corners & headboard (padded squares design)
- All guest cabins to have black-out lining sewn into the standard Roman blinds

- Bedside cabinetry and dressing table are Black American Walnut - Satin finish
- Sprung mattress for double bed
- Bilge access hatches to have stainless steel trims

Forward VIP Walk-in Wardrobe

Standard Specifications

- Hanging rails
- Drawers
- Shelves
- Full-length mirror
- AC socket
- Fitted carpet
- Door to stateroom

Additional Items

- All lighting Cantalupi LED
- All interior light switches to have screen printed descriptors
- Carpet is 100% Hand tufted Wool 'Granite' - note long lead time
- Bulkhead forward of the Master Stateroom is a gas-tight bulkhead
- Safe - 2 brick - with Key lock

Forward VIP En suite

Standard Specifications

- Tecma toilet 24v
- Vanity top and flooring
- Taps and accessories (toothbrush and glass holder, soap dispenser, towel rails and towels)
- Separate shower compartment
- Acrylic folding shower door
- Air conditioning outlet
- Extractor fan
- Mirrored vanity unit
- Shelved cupboard
- Opening porthole with mosquito screen and venetian blind
- Shaver socket 240/110v
- Door to stateroom

Additional Items

- All lighting Cantalupi LED
- All interior light switches to have screen printed descriptors
- All lower deck portlights to have dark tinted film
- All guest en suites have a heated towel rail and 2 x hand towel rings
- All guest en suites have underfloor heating
- All guest en suites have square white ceramic (Althea Elle Neo) sinks in lieu of standard
- Bidet installation in the forward VIP en-suite
- Emerald Pearl Granite - polished finish either side of the central shower column in lieu of the standard teak tiles
- Bulkhead forward of the Master Stateroom is a gas-tight bulkhead

Midships Master Stateroom

Standard Specifications

- Double berth
- Storage beneath berth
- Drawers in berth end and sides
- Bedside units with storage
- Bedside lights 24v
- Dressing table
- Pouffe for dressing table
- Sofa
- Air conditioning
- Table lamp
- Organic porthole arrangement with blind on each side (outer two portholes openable with mosquito screens)
- Double AC sockets
- 2 x telephone points (dressing table and starboard bedside table)
- LCD flatscreen television (42") on bulkhead
- DVD/CD/radio surround system with two speakers and sub-woofer (Bose 321)
- Fitted carpet
- Escape hatch on forward bulkhead
- Doors to en suite and walk-in wardrobe

Additional Items

- All overhead lighting are on dimmer switches in lieu of standard
- All lighting Cantalupi LED
- All interior light switches have screen printed descriptors
- All lower deck portlights have dark tinted film
- Apple iPod docs linked to AV equipment
- Berth design as 30M in Black American Walnut Satin finish with padded corners &

headboard (padded squares design) upholstered in Elegance Legend Black (stripes horizontal). Drawers are Black lacquer - gloss finish

- All guest cabins have black-out lining sewn into the standard Roman blinds
- Upper Headboard area is 30M style 3D block feature upholstered in Nuance Legend Nickel (Stripes horizontal) with down lighting from above
- Bulkhead forward of the Master Stateroom is a gas-tight bulkhead
- Bilge access hatches to have stainless steel trims
- Timber corners to stair intrusion are upholstered in Paragon Snow White
- Sprung mattress for double bed
- Space in bilges are shelved for additional stowage

Midships Master Walk-in Wardrobe

Standard Specifications

- Hanging rails
- Drawers
- Shelves
- Full length mirror
- AC socket
- Fitted carpet
- Door to stateroom

Additional Items

- All lighting Cantalupi LED
- All interior light switches to have screen printed descriptors
- Carpet is 100% Hand tufted Wool 'Granite'
- Safe - 2 brick - with Key lock

Midships Master En suite

Standard Specifications

- Tecma toilet 24v
- Bidet
- Vanity top and flooring
- Taps and accessories (toothbrush and glass holder, soap dispenser, towel rails and towels)
- Separate shower compartment
- Acrylic folding shower door
- Extractor fan
- Air conditioning outlet

- Mirror
- Opening porthole with mosquito screen and venetian blind
- Shaver socket 240/110v
- Door to stateroom

Additional Items

- All lighting Cantalupi LED
- All interior light switches have screen printed descriptors
- All lower deck portlights have dark tinted film
- All guest en suites have a heated towel rail and 2 x hand towel rings
- All guest en suites have underfloor heating (No warranty)
- All guest en suites have square white ceramic (Althea Elle Neo) sinks in lieu of standard
- Emerald Pearl Granite - polished finish either side of the central shower column in lieu of the standard teak tiles

Aft Starboard and Port Guest Cabin

Standard Specifications

- Two single berths
- Under berth stowage
- 2 x reading lights 24v
- Wardrobe
- Air conditioning
- Organic porthole arrangement with blind (outer two portholes openable with mosquito screens)
- Double AC socket
- Sensor connected to fire detection system
- LCD flatscreen television (19")
- DVD/CD player with two speakers
- Telephone point
- Fitted carpet
- Doors to en suite and lobby

Additional Items

- All overhead lighting are on dimmer switches in lieu of standard
- All lighting Cantalupi LED
- All interior light switches have screen printed descriptors
- All lower deck portlights have dark tinted film
- Apple iPod docs linked to AV equipment
- Berth design as 30M in Black American Walnut Satin finish with padded corners &

headboard (padded squares design) upholstered in Elegance Legend Black (stripes horizontal). Drawers are Black lacquer - gloss finish.

- All guest cabins have black-out lining sewn into the standard Roman blinds
- Sprung mattress for the two single beds
- Twin Guest cabin option - Inboard berth moves out-board to create double berth

Aft Starboard and Port En Suite

Standard Specifications

- Tecma toilet 24v
- Vanity top and flooring
- Washbasin
- Taps and accessories (toothbrush and glass holder, soap dispenser, towel rails and towels)
- Separate shower compartment
- Acrylic folding shower door
- Extractor fan
- Air conditioning outlet
- Vanity unit
- Shelved cupboard
- Opening porthole with mosquito screen and venetian blind
- Shaver socket 240/110v
- Door to guest cabin

Additional Items

- All lighting Cantalupi LED
- All interior light switches have screen printed descriptors
- All lower deck portlights have dark tinted film
- All guest en suites have a heated towel rail and 2 x hand towel rings
- All guest en suites have underfloor heating
- All guest en suites have square white ceramic (Althea Elle Neo) sinks in lieu of standard

Aft Crew Mess

Standard Specifications

- Access door from stern
- Sink with tap
- Worktop with under counter storage
- Air conditioning

- Small microwave
- Under counter fridge
- AC sockets
- Telephone point
- Sensor connected to fire detection system
- Opening porthole with mosquito screen and venetian blind
- Seating area
- Table
- LCD flatscreen television (19")
- DVD/CD with two speakers
- Non slip safety flooring
- Doors to crew cabins and crew toilet/shower
- Watertight door to Engine Room

Additional Items

- All lighting Cantalupi LED
- All interior light switches have screen printed descriptors
- All lower deck portlights have dark tinted film
- Doors (and door frames) to Crew Head and both Crew Cabins are Straight Grain Black American Walnut, Satin finish in lieu of standard
- Washing Machine & Tumble Dryer - Separate washing machine and tumble dryer in lieu of standard combination unit in the Port Crew cabin
- Apple iPod docs linked to AV equipment
- Safe - 2 brick - with Key lock
- Void under Aft Cockpit bench seat forward of the Crew door in the transom are lined and used as open shelved stowage

Forward and Aft Crew Cabin

Standard Specification

- Twin bunk berths
- Foam mattresses for berths
- Reading lights 24v
- Air conditioning
- Wardrobe
- Full length mirror on back of cabin door
- Double AC socket
- Telephone point
- Sensor connected to fire detection system
- CD/radio with two speakers
- Fitted carpet
- Opening porthole with mosquito screen and curtains

- Door to crew mess

Additional Items

- All lighting Cantalupi LED
- All interior light switches have screen printed descriptors
- All lower deck portlights have dark tinted film
- Doors (and door frames) to Crew Head and both Crew Cabins are Straight Grain Black American Walnut, Satin finish in lieu of standard

Crew Toilet and Shower

Standard Specifications

- Tecma toilet 24v
- Washbasin
- Shower cubicle
- Mirror
- Vanity unit
- Shaver socket 240/110v
- Door to crew mess

Additional Items

- All lighting Cantalupi LED
- All interior light switches have screen printed descriptors
- Doors (and door frames) to Crew Head and both Crew Cabins are Straight Grain Black American Walnut, Satin finish in lieu of standard
- Door is hinged on the outboard side, opening into the head

Engine Compartment and Ancillaries

Standard Specifications

- Soundproofing throughout
- Fuel filters/water separators to engines
- Fuel filters/water separators to generators
- FM200 manual/automatic fire extinguishing system combined with engines, generators and fans shutdown
- Automatic bilge and flood pumps with high level alarms
- Air extraction fans AC
- Generator exhaust silencers and water separators
- Engine exhaust dry risers and water injection
- Strainers to all raw water inlets

- Sensor connected to fire detection system

Additional Items

- Hydraulics - Trac Star Digital fin stabilizer system System includes Trac thrusters providing simultaneous, proportional thrusting
- Electrical - Isolation Transformer
- Electrical - Seamless Transfer
- CCTV with 3 Cameras: 2 x Infra-red located in the engine room plus 1 x camera located on the Flybridge overhang facing aft. Image is displayed on Nav screens at the helm
- Generators Upgraded to Two Kohler 27kw 50Hz with super silent sound shields in lieu of standard two Kohler 23kw 50Hz
- Standby fresh water pump - fitted using separate pick-up and strainer from tank feeding separately into main water circuit
- Engine room fire insulation is upgraded to qualify for an A60 certification (or equivalent)
- Fuel polishing system
- Fuel system with solid pipe work, manifold bilge system and diesel fire pump to comply with the extended MCA coding requirements
- Storage Cage located in the Engine Room

Electrical System

Standard Specifications

- Dockside AC connection 1 x 100 amp Glendinning cablemaster
- Semi-automatic AC power management system
- 24v and 12v DC electrical system with full circuit breaker protection
- 8 x engine batteries 24v circuit
- 8 x domestic batteries 24v circuit
- 4 x generator batteries 12v circuit
- Alternator split charging system
- Remote battery switches controlled from aft cockpit locker
- 2 x 95 amp battery charger for 24v circuits
- 40 amp battery charger for 12v circuits
- 2 x 2kW immersion heaters for calorifier
- AC sockets throughout the boat
- 24v hand light and cable
- Fire detection system with sensors in all cabins and monitoring beside main helm position
- 25 KVA Power Converter

Underwater Gear

Standard Specifications

- NAB 5 blade propellers
- Bronze (AB2) P-brackets
- 90mm Temet 25 propeller shafts
- Self-aligning shaft seal with spare seal
- High-performance bronze rudders
- Valves to all underwater skin fittings
- Full cathodic bonding system to zinc anodes
- Stainless steel trim tabs
- Antifouling

Additional Items

- Hydraulics - Trac Star Digital fin stabilizer system (providing full roll control at speeds above 13 knots and while at rest or anchor) System includes Trac thrusters providing simultaneous, proportional thrusting in the Moulding, in the Aft Starboard Guest Cabin, in the Aft Port Guest Cabin, in the Engine Compartment and Ancillaries, in the Electrical System, in the Underwater Gear, in the Systems,
- Underwater lights - Aqualuma Series 6 white LED wide angle (3 across transom, 2 aft each side) in the Moulding, in the Electrical System, in the Underwater Gear,

Systems

Standard Specifications

- Hydraulic power steering
- Electric toilet system (Tecma 24v) with two-switch control
- Toilets discharging overboard or to black water tank
- Black water tank discharging to dockside or overboard through discharge/macerator pump (24v)
- Aluminum fresh water tank with electric sending unit
- Integral GRP fuel tank with electric sending unit
- Water pressure system (24v)
- Hot water tank, 200 litre (with 2 x 2kW immersion heaters)
- Hot water circulating pump AC
- Washbasins, showers and air conditioning fan coils to drain to grey water tank
- Grey water tank discharging overboard through discharge/macerator pump (24v)
- Chilled water air conditioning system (reverse cycle) AC
- Bilge pumping system (24v)
- FM200 manual/automatic fire extinguishing system combined with engines, generators and fans shutdown

- Auxiliary hydraulics for trim tabs and platform (24v)

Additional Items

- **Tropical AC upgrade - In addition all air handlers are upgraded to "quiet" running units**
- Washing Machine & Tumble Dryer - Separate washing machine and tumble dryer in lieu of standard combination unit in the Port Crew cabin in the Aft Crew Mess, in the Electrical System, in the Systems,
- Fly bridge wet bar to have raised clear glass shelf (Low Iron glass) and is extended along 'long' edge to create additional space for a bin and client supply glassware - wet bar is positioned with sufficient gap between the bar and the fly bridge seating to allow the covers for both to fit down the gap in the Fly bridge, in the Electrical System, in the Systems,
- Neff fully integrated dishwasher (full size) in lieu of standard in the Galley, in the Electrical System, in the Systems,
- Standby fresh water pump - fitted using separate pick-up and strainer from tank feeding separately into main water circuit in the Engine Compartment and Ancillaries, in the Electrical System, in the Systems,
- Fuel system with solid pipe work, manifold bilge system and diesel fire pump to comply with the extended MCA coding requirements in the Engine Compartment and Ancillaries, in the Electrical System, in the Systems,
- Main deck day head option in the Moulding, in the Electrical System, in the Systems,
- Water purifier for icemaker - General Ecology Ultrafine in-line systems one for each Icemaker in the Fly bridge, in the Galley, in the Systems,
- Bidet installation in the forward VIP end-suite in the Forward VIP End suite, in the Systems,








Исключения



При продаже яхты исключаются личные вещи владельца.




Отказ от ответственности

Компания предоставляет описание судна или яхты добросовестно, но не может гарантировать точность этой информации, а также не ручается за техническое состояние. Покупатель должен проинструктировать своих агентов или оценщиков исследовать представленную информацию более подробно, по собственному желанию. Продажа судна или яхты, изменение цены или снятие с продажи будет происходить без предварительного уведомления.



ФОТОГРАФИИ



































































КОНТАКТЫ

Андрей Шестаков (Andrey Shestakov) – ведущий яхтенный брокер отдела продаж яхт и судов компании Shestakov Yacht Sales Inc. Официальный представитель Shestakov Yacht Sales Inc. для русскоговорящих клиентов в центральном офисе компании в Майами/Форт Лодердейл/Флорида/США.

Контактная информация

Email: **andrey@shestakovyachtsales.com**

Web: **shestakovyachtsales.com**

Телефоны

Краснодарский край: **+7(918)465-66-44**

США, Майами, Флорида: **+1(954)274-4435**

Время работы

Понедельник – Суббота: **9:00 - 21:00** EDT

Воскресенье: **Закрыто**

Адрес



Harbour Towne Marina, 850 NE 3rd St, STE 213, Dania, FL 33004