

GRACE — SABRE YACHTS



Builder: SABRE YACHTS

LOA: 36' 0" (10.97m)

Year Built: 1998

Beam: 12' 0" (3.66m)

Model: Cruising/Racing Sailboat

Max Draft: 4' 8" (1.42m)

Price: PRICE ON APPLICATION

Location: United States

Our experienced yacht broker, Andrey Shestakov, will help you choose and buy a yacht that best suits your needs **Grace — SABRE YACHTS** from **our catalogue**. Presently, at **Shestakov Yacht Sales Inc.**, we have a wide variety of yachts available on **our sale's list**. We also work in close contact with all the big **yacht manufacturers** from all over the world.

If you would like to buy a yacht **Grace — SABRE YACHTS** or would like help answering any questions concerning purchasing, selling or chartering a yacht, please call **+1(954)274-4435**

TABLE OF CONTENTS

TABLE OF CONTENTS	2
SPECIFICATIONS	4
Overview	4
Basic Information	4
Dimensions	4
Speed, Capacities and Weight	4
Accommodations	4
Hull and Deck Information	5
Engine Information	5
DETAILED INFORMATION	6
Layout	6
Hull/ Deck	6
Electronics	6
Galley	7
Rigging	7
Sail Area	7
Manufacturer Provided Description	7
Exclusions	8
Disclaimer	8
PHOTOS	9
Manufacturer Provided Image	9
Manufacturer Provided Image	9
Manufacturer Provided Image	9
CONTACTS	10
Contact details	10
Telephones	10
Office hours	10
Address	10

SPECIFICATIONS

Overview

'Grace' is a wonderful example of the popular Sabre 362 model. She has been well cared for over the years, upgraded and serviced whenever needed by conscious boat owners.

Her classic Flag blue hull and New England looks will make the next owner proud to be aboard in any anchorage or marina they visit.

Please see full specs tab for full specification list. DYSID:3177804

Basic Information

Category: Cruising/Racing Sailboat

Model Year: 1998

Year Built: 1998

Country: United States

Dimensions

LOA: 36' 0" (10.97m)

LWL: 30' 5" (9.27m)

Beam: 12' 0" (3.66m)

Max Draft: 4' 8" (1.42m)

MFG Length: 36' 2" (11.02m)

Speed, Capacities and Weight

Displacement: 14060 Pounds

Water Capacity: 78 Gallons

Holding Tank: 30 Gallons

Fuel Capacity: 34 Gallons

Accommodations

Total Cabins: 2

Hull and Deck Information

Hull Material: Fiberglass

Hull Configuration: Monohull

Engine Information

Engines: 1

Manufacturer: Westerbeke

Model: 35B

Engine Type: Inboard

Fuel Type: Diesel

DETAILED INFORMATION

Layout

V berth forward with large berth, cedar lined hanging locker, stainless steel sink and storage shelves outboard. Main salon has L shaped settee to starboard with bulkhead mounted table for dining. Straight settee to port with nav station at aft end. There are cabinets outboard, lined storage areas behind settees and the starboard settee can convert to a double berth for sleeping.

The galley is to starboard at the base of the companionway followed by the private aft cabin with double berth, cedar lined hanging closet and bench seat. The head is across to port with a separate shower stall and wet gear locker

Hull/ Deck

- White deck & Hull w/blue, red & white waterline stripes, step transom & wing keel.
- Elliptical rudder w/carbon fiber rudder post
- **3 Blade Feathering MaxProp**
- 2 Ocean 60 Lewmar hatches w/Lewmar screens
- 2 Ocean 10 Lewmar hatches w/Lewmar screens
- Solid teak main hatch boards
- Alternate screen main hatch boards
- 2 chrome dorade vents w/screens
- 9 opening ports with shades and screens
- 4 fixed windows w/shades
- Swim ladder with teak steps on step transom
- Cockpit shower with hot and cold water
- 40" Edson leather covered wheel
- Detachable cockpit table

Electronics

- Autohelm Seatalk Instruments. Wind, Speed & Depth
- Autopilot - Raymarine
- **Radar - Raytheon RN300**
- Ritchie Compass on pedestal
- Nav Station - Raymarine C80 Chartplotter
- ICOM VHF IC-M504
- Alpine HD radio with 2 cabin speakers
- Autohelm Seatlk Multi nav station repeater

- 3" Brass clock and barometer

Galley

- 2 burner gimbaled propane stove w/oven/broiler
- 2 compartment refrigerator and freezer
- Double Stainless steel sink
- Corian Countertops - Blue
- Ample locker and drawer storage
- Propane tanks and electronic safety sensing system

Rigging

- 2 Lewmar #48ST primary jib sheet winches
- 1 Lewmar #30ST Mainsheet winch
- 1 Lewmar #30ST Halyard winch on cabin top
- 5 Lewmar rope clutches for main, halyards, and reef lines
- 3 aluminum cam cleats for traveler and vang
- Hall Spar mast and boom w/ridged Hall spar boom vang
- Harken mainsheet traveler with 4:1 purchase control lines
- Split backstay with rig tensioning system
- Wheel Cover
- Dodger

Sail Area

IJPE : 634.50 sq ft I : 48.50 ft J : 13.42 ft P : 41.58 ft E : 14.83 ft Working Sail Area : 634.00 sq ft

Manufacturer Provided Description

Easily managed by two, the Sabre 362 is designed for high-performance luxury cruising. The hull design is a blend of Sabre's performance design concepts, proven in transatlantic passages and offshore racing, together with the latest developments in yacht design technology. Her powerful sail plan gives excellent light-air speed. On deck the Sabre 362 features a new generation of styling harmony which evolved from the detailing of the Sabre 38 and Sabre 425. Her cockpit incorporates advanced ergonomics for comfort on extended passages. Self-tailing genoa winches are located close to the helm for convenience and ease of sailing. Every Sabre incorporates the best hardware: Edson, Hall Spars, Harken, Lewmar and Westerbeke to name a few. The Sabre 362, like all Sabre hulls and decks, is built to withstand the rigors of the sea.

Safety and structural integrity are put first in the construction by alternating layers of hand laminated fiberglass mat and knitted roving. Balsa core is used as a stiffener in areas of high stress. Hull durability is increased by incorporating vinylester resin and ISO NPG gelcoat into the DuraLam protection system. Belowdecks, the generous beam of the Sabre 362 gives her a very spacious and open plan. Her forward stateroom is especially large with a full-width double berth and a convenient vanity sink unit. The main salon has a full width table that folds against the bulkhead when not in use. The chart table has ample lockers for recessed navigational instruments. There is exceptional storage in her L-shaped galley in the many drawers and lockers. The molded fiberglass head features a contemporary island sink, a separate shower stall, and a wet locker for foul weather gear. Her finely hand-crafted and varnished joinery gleams in either teak or cherry. PHRF Handicap (Average): 111

Exclusions



Owner's personal belongings.

Disclaimer


The Company offers the details of this vessel or yacht in good faith but cannot guarantee or warrant the accuracy of this information nor warrant the condition of the vessel. A buyer should instruct his representatives, agents, or his surveyors, to investigate such details as the buyer desires validated. This vessel or yacht is offered subject to prior sale, price change, or withdrawal without notice.

PHOTOS


Manufacturer Provided Image



Manufacturer Provided Image



Manufacturer Provided Image



CONTACTS

Andrey Shestakov, leading yacht broker of the sales department of Shestakov Yacht Sales Inc. Shestakov Yacht Sales Inc., the official representative of the Miami/Fort Lauderdale FL headquarters.

Contact details

Email: **andrey@shestakovyachtsales.com**

Web: shestakovyachtsales.com/en/

Telephones

USA: **+1(954)274-4435**

Office hours

Monday – Saturday: **9:00 - 21:00** EDT

Sunday: **closed**

Address



Harbour Towne Marina, 850 NE 3rd St, STE 213, Dania, FL 33004