

CASTLEFINN — WESTPORT



Судостроитель: WESTPORT

Год постройки: 2012

Модель: Моторная яхта

Цена: ЦЕНА ЯХТЫ ПО ЗАПРОСУ

Местонахождение: United States

Длина общая: 112' 0" (34.14m)

Ширина: 23' 9" (7.24m)

Макс. осадка: 5' 6" (1.68m)

Крейс. скорость: 22 Kts. (25 MPH)

Макс. скорость: 26 Kts. (30 MPH)

Купить **CASTLEFINN — WESTPORT** а также выбрать подходящую вам яхту из нашего **каталога яхт** вам поможет опытный яхтенный брокер Андрей Шестаков. На сегодняшний день компания **Shestakov Yacht Sales Inc.** имеет большое количество яхт в **собственном списке продаж**, а также тесно сотрудничает со всеми крупными **яхтенными производителями** по всему миру.

Для того чтобы купить яхту **CASTLEFINN — WESTPORT** а также проконсультироваться по любому вопросу связанному с покупкой, продажей, чартером яхт позвоните по телефону **+7(918)465-66-44**.

ОГЛАВЛЕНИЕ

ОГЛАВЛЕНИЕ	2
ХАРАКТЕРИСТИКИ	5
Обзор	5
Основная информация	5
Размеры	5
Скорость, вместимость и масса	5
Размещение	6
Корпус и палуба	6
Информация о двигателе	6
ПОДРОБНОЕ ОПИСАНИЕ	7
Walkthrough	7
Main Salon	7
Dining	7
Galley	7
Master Stateroom	8
Master Head	8
Foyer	8
Guest Stateroom - Port	9
Guest Head - Port	9
Guest Stateroom - Starboard	9
Guest Head - Starboard	9
VIP Stateroom	10
VIP Head	10
Pilothouse	10
Helm Station	11
Flybridge	11
Foredeck	11
Aft Deck	11

Swim Platform	12
Engine Room	12
Main Machinery	12
Control System	15
Mooring System	15
Electrical Equipment	15
Navigation and Communication	16
Audio & Visual Equipment	16
Safety & Fire Protection	17
Исключения	17
ОТКАЗ ОТ ОТВЕТСТВЕННОСТИ	18
ФОТОГРАФИИ	19
Aft Deck	19
Main Salon	19
Main Salon	19
Dining	19
Dining	19
Galley	19
Galley	19
Master Stateroom	19
Master Stateroom	20
Master Bath	20
Master Shower	20
Guest Stateroom	20
Guest Bath	20
Twin Guest Stateroom	20
Twin Bath	20
Pilothouse	20
Pilothouse Seating	21

Upper Deck	21
Upper Helm	21
Upper Helm	21
Foredeck	21
Bow Seating	21
Bow Seating	21
Upper Deck	21
Boat Deck	22
Engine Room	22
Engine Room	22
Engine Room	22
Crew Mess	22
Captain's Cabin	22
Captain's Bath	22
Crew Cabin	22
Crew Head	23
Swim Platform	23
Stern	23
Starboard Stern	23
КОНТАКТЫ	24
Контактная информация	24
Телефоны	24
Время работы	24
Адрес	24

ХАРАКТЕРИСТИКИ

Обзор

CASTLEFINN is a single owner 112' Westport which offers a standard layout with full-beam master and (2) guest staterooms with en-suite heads on the lower deck plus an additional VIP stateroom forward. The condition of the interior is like new featuring the raised panel Mahogany wood finish. Key Features: Nautical Structures hydraulic passerelle Naiad At-Rest (zero-speed) stabilizers Carbon fiber 8-step Tide-Ride boarding ladder Asea Shore Power Converters

Основная информация

Тип судна: Моторная яхта

Подкатегория: Raised Pilothouse

Модельный год: 2012

Год постройки: 2012

Страна: United States

Размеры

Длина общая: 112' 0" (34.14m)

Ширина: 23' 9" (7.24m)

Макс. осадка: 5' 6" (1.68m)

Трапы: 34' 0" (10.36m)

Скорость, вместимость и масса

Крейс. скорость: 22 Kts. (25 MPH)

Макс. скорость: 26 Kts. (30 MPH)

Водоизмещение: 258000 Pounds

Чистый вес: 196000 Pounds

Вместимость воды: 1000 Gallons

Вместимость сточного бака: 600 Gallons

Объем топливного бака: 5500 Gallons

Размещение

Всего кают: 4

Спальные места: 8

Каюта капитана: Да

Каюты экипажа: 2

Спальных мест экипажа: 5

Корпус и палуба

Материал корпуса: Fiberglass

Комплектация корпуса: Semi-Displacement

Дизайнер корпуса: Jack Sarin

Информация о двигателе

Двигатели: 2

Производитель: MTU

Модель: 16V2000

Тип двигателя: Inboard

Тип топлива: Diesel

ПОДРОБНОЕ ОПИСАНИЕ

Walkthrough

CASTLEFINN is a single owner 112' Westport which offers a standard layout with full-beam master and (2) guest staterooms with en-suite heads on the lower deck plus an additional VIP stateroom forward. The condition of the interior is like new featuring the raised panel Mahogany wood finish. Key Features: • Nautical Structures hydraulic passerelle • Naiad At-Rest (zero-speed) stabilizers • Carbon fiber 8-step Tide-Ride boarding ladder • Asea Shore Power Converters

Main Salon

- Raised buffets port and starboard, lower side buffets
- Stone with crescent edge tops as specified by Westport Interior Design
- Outboard cabinets have Crotch Mahogany veneer and Sapele with high gloss finish tops
- L-shaped leather sofa
- Leather lounge chair
- Coffee table with glass top
- (2) High back lounge chairs
- Game table with (2) smaller leather chairs
- Includes a walkup bar with combo Uline refrigerator/ice maker, and storage
- Bar top has Crotch Mahogany veneer top with high gloss Sapele edge and inlaid stone behind doors
- Mirror polished stainless round sink, and chrome faucet
- Perimeter soffit with crown molding and rope light

Dining

- Domed overhead ceiling feature (oval) is over the dining area, with dining pendant and overhead ceiling feature in the Salon Formal
- Veneered dining table top and base with glass inserts and (8) chairs (formal dining service)
- Two mirrored Lucite storage cases
- One case holds provided formal china (12 five piece place settings)
- The other case holds provided formal crystal which includes 12 each of the following: wine, water, and champagne glasses. (Formal five-piece flatware is stored above cases)
- Majilite vinyl headliner window treatments as specified by designer, Fashion Tech blinds
- Shades use Somfy motors with RTS control
- Large 4-panel polished stainless steel sliding door, weather tight, and direct bonded glass

Galley

- Amtico commercial vinyl flooring in a hardwood pattern with elegant inlaid border
- Perimeter soffit with crown molding and rope light
- Sapele Hardwood and Tiama cabinetry. (Included are the cabinets along starboard wall under windows)
- Built-in storage, fabric as specified by Westport Interior Design
- Table is stone with crescent edge
- Stone countertops with crescent edge
- Crotch Mahogany counters and Sapele

edge with high gloss finish in dinette • Fashion Tech blinds and shades use Somfy motors with RTS control • Stainless Kohler extra deep sink with Kohler cutting board and Altmans soap dispenser and Altman faucet • Cooktop pan holders • Walk-in pantry located off of Port Companionway • Pantry has storage, stackable washer and dryer, under counter refrigerator and under counter wine cooler • SubZero 48" refrigerator • Dacor 5-burner touch cooktop • Dacor 30" convection oven • Microwave/Vent Hood GE • Broan trash compactor • Insinkerator hot water dispenser • Asko Dishwasher • Uline wine cooler • Miele Novotronic washing machine • Miele Novotronic dryer

Master Stateroom

• California King (72" x 84") berth, upholstered headboard, and the bunk rail lifts up on gas springs to storage below. The pedestal has two raised panel drawers built-in. • Berth flat extends from the pedestal to create a recess for under mount rope lighting • Recessed Halogen room lights • (2) Reading lights • (2) Table lamps for end tables • Indirect rope accent lighting under berth and above soffits • Special lighting outboard at hull side behind Roman blinds • Overhead lights (rope lights) above berth • Bronze mirrors on bulkhead above headboard. Clear mirror on inside wardrobe door. • Walk-in wardrobe, lined with aromatic cedar, automatic light, closet rod and cedar shelf with keeper • Crotch Mahogany top and Sapele edge with high gloss finish counters • Roman shade and blinds • Portlight opening with privacy covers • Sapele trim • Soffit with Sapele trim joinery • (2) Nightstands with drawers • (1) 15-drawer dresser • (2) End table cabinets • Sofa • Digital safe in walk-in closet

Master Head

• Marble shower with Altmans fixtures • Eurostyle frameless tempered glass doors and chrome latches • Marble counters with crescent edge • A narrow extension of vanity counter continues onto forward bulkhead • (2) Kohler Vintage sinks with Jado Wynd fixtures, platinum nickel finish • (2) Mirrored medicine cabinets • Light-up makeup mirrors above each vanity also include two (2) freestanding vanity stools • Fixed mirrors on forwarding bulkhead • Majilite vinyl headliner and Majilite trim • Recessed Halogen room lights and vanity lights • Marble tile flooring • Altmans bath accessories • (2) Each: soap dish, covered toilet tissue holder, towel bar, towel ring, robe hook • Full-Width vanities, port and starboard • Linen lockers port and starboard • Clothes hamper port and starboard • Two Headhunter Royal Flush Hydro Vac toilets

Foyer

• Bronze with Sapele trim overhead mirror • Sapele cabinet console with stone top per Westport Interior Design • Artwork or framed mirror above cabinet per Westport Interior Design • Marble tile flooring • Overhead lighting • Guest stairs have lift up

section to allow for storage

Guest Stateroom - Port

- Queen berth, upholstered headboard, and the bunk rail lifts up on gas springs to storage below
- The bed platform has two raised panel drawers built-in
- Berth flat extends from the pedestal to create a recess for under mount rope lighting
- Recessed Halogen room lights
- (2) Reading lights
- Indirect rope accent lighting under berth and above soffits
- Bronze mirrors on aft bulkhead above the headboard.
- Clear full-length mirror on outside wardrobe door
- Lined wardrobe with aromatic cedar, automatic light, closet rod and cedar shelf with keeper
- Crotch Mahogany countertop and Sapele edge with high gloss finish
- Roman shade and blinds
- Portlight opening with privacy cover
- Sapele trim
- Soffit with Sapele trim for lighting
- (2) Three-drawer night stands
- Five-drawer dresser
- Entertainment center with doors and 5-drawer dresser below

Guest Head - Port

- Headhunter Royal Flush Hydro Vac toilet
- The shower is molded fiberglass
- Altmans fixtures with Eurostyle frameless tempered glass doors with chrome hardware
- The shower includes a sealed light
- Kohler vintage sink with Altmans fixtures
- Wall mirror above vanity
- Recessed Halogen room lights, vanity lighting
- Stone tile flooring as specified by Westport Interior Design
- Stone counters with crescent edge
- Altmans bath accessories
- Each: soap dish, covered toilet tissue holder, towel bar, towel ring, robe hook
- Vanity & Medicine cabinet

Guest Stateroom - Starboard

- Twin berths, and upholstered headboard
- The pedestal has one raised panel drawer built-in
- Berth flat extends from the pedestal to create a recess for under mount rope lighting
- The inboard berth is movable
- Recessed Halogen room lights
- (2) Reading lights
- Indirect rope accent lighting under berth and above soffits
- Bronze mirrors on aft bulkhead above headboard
- Clear full-length mirror on outside wardrobe door
- Aromatic cedar lined wardrobe with automatic light, closet rod and cedar shelf with keeper
- Crotch Mahogany countertop and Sapele edge with high gloss finish
- Roman shade and blinds
- Portlight opening with privacy cover
- Sapele trim
- Soffit with Sapele trim for lighting
- Three-drawer movable nightstand
- Entertainment center with doors and 5-drawer dresser below

Guest Head - Starboard

- The shower is molded fiberglass
- Altmans fixtures with Eurostyle frameless tempered glass doors with chrome hardware
- The shower includes a sealed light
- Kohler Vintage sink with Altmans fixtures
- Wall mirror above vanity
- Recessed Halogen room lights, Vanity lighting
- Stone tile flooring
- Marble counters with crescent edge
- Altmans bath accessories
- Each: soap dish, covered toilet tissue holder, towel bar, towel ring, robe hook
- Vanity & Medicine cabinet
- Headhunter Royal Flush Hydro Vac toilet

VIP Stateroom

- Queen berth, upholstered headboard, and the bunk rail lifts up on gas springs to storage below
- Berth flat extends from the pedestal to create a recess for under mount rope lighting
- Recessed Halogen room and reading lights
- Indirect rope accent lighting is under the berth and above soffit
- Bronze mirrors on forward bulkhead above headboard
- Clear full-length mirror on wardrobe door
- Walk-in wardrobe, lined with aromatic cedar, automatic light, closet rod and cedar shelf with keeper
- Crotch Mahogany countertop and Sapele edge with high gloss finish
- Over berth, 24" round hatch
- Sapele trim
- Soffit for lighting
- (2) Built-in bookcases at headboard, vanity/desk, entertainment center, cabinet in stairwell locker, dresser & upper cabinets with doors
- Separate access from the country galley

VIP Head

- Custom molded fiberglass shower with Eurostyle frameless tempered glass door and Altman fixtures
- Sealed shower light
- Headhunter Royal Flush Hydro Vac toilet
- Stone counters with crescent edge
- Kohler vintage sink with Altmans fixtures
- Mirror above vanity
- Recessed Halogen room lights and vanity lighting
- Stone flooring as specified by Westport Interior Design
- Altmans bath accessories
- Each: soap dish, covered toilet tissue holder, towel bar, towel ring, robe hook, vanity, medicine cabinet & linen cabinet

Pilothouse

- Wooden 24" Destroyer type wheel
- MTU Integrated control head engine controls
- DDC/MTU engine instrumentation
- Stain resistant carpeting
- Majilite bulkheads
- Majilite headliner
- Black Spinneybeck leather with leather dash hoods control consoles
- 31" LG flatscreen TV on lift in the dashboard
- Fabric or leather settee as specified by Westport Interior Design
- Crotch Mahogany top and Sapele edge with high gloss finish and stainless steel grab rail settee table
- (3) King heater/defrosters on pilothouse console
- Exalto windshield wipers with electronic control panel with synchronization and washers for three wipers
- Crown Mariner helm chair with fabric or leather which matches settee
- Leather counter
- Aft bulkhead bronze mirror
- Built-in Fax Cabinet

Crotch Mahogany top and Sapele edge with high gloss finish desk and stool • Chart drawers adjacent to console • Helm Station • Linear slot diffusers in soffit and overhead • Mesh sunscreen cover for windshield • Weems & Plath, 6" Quartz clock dial, 6" Barometer dial • Computer with wall mounted monitor located at Navigation station (desk)

Helm Station

Linear slot diffusers in soffit and overhead Mesh sunscreen cover for windshield Weems & Plath, 6" Quartz clock dial, 6" Barometer dial Computer with wall mounted monitor located at Navigation station (desk)

Flybridge

• Steering controls on centered console • Flip Up steering units on port and starboard of flybridge console • Upper bar top is high gloss Teak and the lower bar surface is stone with stainless steel sink/ice bin • BBQ area has stone top, TV jack, Uline refrigerator near BBQ • Electric chef grill with hood and cover, and four fixed bar stools • 24" Stainless steel, Destroyer type helm wheel • Crown Mariner with footrests helm chairs • Composite construction hard top covering flybridge • Deck has 24v overhead deck lighting • Corian table, molded settee with cushions and hinged seating for storage below • Welded aluminum and composite mast with electronics, anchor light • Kahlenberg T2 figure 372 horn, with ½" air strainer • Custom ¼" Perspec in stainless frame • Pairs of speakers • Handheld waterproof Crestron remote

Foredeck

• Bow sun lounge with vinyl cushions, cover and storage below • Molded settee keyhole seat with cushion and cover • Boson's locker has 110v outlet inside with lights and storage • Pair of speakers • Handheld Waterproof Crestron Remote • Hydraulic powered Nautical Structures davit • Crane features 359-degrees of rotation, wireless proportional control, and a 2,500 lb. load capacity • Stainless rails with mid-rail around boat deck • Molded-in spa hot tub with sun pad top and storage below • Sun lounge with cushions and covers • Stern Flagstaff with 5" x 8" U.S. flag

Aft Deck

• Includes GE refrigerator, stone top, sink/ice bin with hot and cold water, bar storage • Barware cabinet in port side bulwark • GE freezer • Manitowac icemaker • Includes molded-in settee with cushions • High gloss Teak dining/cocktail table on stainless pedestals with electric high/low features • (4) Teak dining chairs • Teak bar stools •

Storage lockers located in bulwarks • Spiral staircase down to crew quarters with a weather tight door and one up to Boat Deck

Swim Platform

• Teak decking over composite deck • Hose bibs for washdowns • (2) Popup Cleats at the guard (P&S) • Gasoline fueling station hatch • Sockets for swim ladder • Folding handle swim ladder, stainless • Steps to aft deck located port and starboard with Teak covered steps and stainless handrails • (2) Maxwell Capstans 3500# 24V DC • (2) Mooring Bits - One port, one starboard • Pacific Coast Marine watertight access door to utility room • Hand Rails: 1 ½" polished stainless • Staple Rails: 2" polished stainless, removable • (4) Underwater Lights across the stern

Engine Room

• Bright white paint package • One storage cabinet on aft port bulkhead above workbench • Removable plywood floorboards with black tile vinyl floor covering • Stainless steel workbench with 4" vise • Pacific Coast Marine watertight door • Engine Room has an FM200 fire suppression system with manual/automatic controls located on the electrical distribution panel • The system is tested and issued a certification of inspection by an authorized inspector

Main Machinery

• Main Engines: (2) MTU/DDC 16V2000 engines, rated at 2000 hp, four-station MDEC controls, integrated station selection and shifter control, MDEC synchronizer and underwater exhaust. (2203 Hrs. Oct 2018) • Generators: Two 65KW 1800 rpm Northern Lights with compound mounts, sound shields, InSep (internal water/exhaust separation/mufflers) • Generator Hours: Port 3510; Stbd 3670 (Oct 2018) • Water temperature, oil pressure and hour meters are installed on main distribution panel in Crew Quarters • Both generators have remote start/stop in Pilothouse • PTO and hydraulic pump installed on both generators for full redundancy (Port: tbd Hrs., Starboard:tbd Hrs.) • American Bow Thruster 16"40HP • Hydraulic single prop with four-station controls • Cast urethane foil shape rudders with stainless stocks; 7.6 square feet • Fiberglass sleeves with PYI bearings, dripless seals, and spare seals in carrier • 48" Michigan Nibral 5 blade propellers custom wheels • 4" Aquamet 22H.S. shafts • Shaft log and packing glands to be one piece fiberglass construction with PYI dripless packing gland with water crossover from engines • Shaft log bonded into hull • Cast bronze struts of Vee design • Jastram power steering with dual, engine-driven pumps, and (4) steering stations: pilothouse, flybridge, and port & starboard wing stations • Stations include RAI indicator, horn, start/stop buttons, and thruster controls • All bronze thru hulls to be bonded with #8 or heavier wire and connected to

transom zincs and shaft wipers • Zinc Anodes are installed on hull at transom and secured on brass studs and tied to the bonding system • Included are shaft and strut zincs • Stabilization while underway is provided by a pair of fins located approximately amidships and powered hydraulically by an engine driven hydraulic pump • Control is by modern digital system located in the pilothouse Sound Attenuation • Westport Shipyard has developed a whole sound reduction plan that incorporates installation details and insulation schedules that significantly reduce noise & vibrations throughout the vessel • The sound package consists of barriers and absorptive insulation in the engine room (material - Soundown) • In addition, equipment, piping, and wiring is solidly mounted to isolate and prevent vibrations that transmit noise • Pacific Coast Marine noise attenuating/watertight door • Various isolation mounts per equipment manufacturer specifications • Noise transmission sound dampening between spaces in the accommodation areas is achieved using sound tight construction • This system utilizes acoustic fill (Whisper Walls 3M Thinsulate) in double wall bulkheads and isolation mounting (material - Sylomer) of equipment and piping that may transmit vibration Diesel Fuel System • Approximately 5,500 gallons (US) of diesel in one tank separated into three compartments with a transfer system including a pump, meter, and distribution manifold • All diesel consumers draw from the center compartment (Day Tank) • During normal operations, fuel is transferred to the day tank via the transfer pump • Fueling process is via either of two deck fill locations amidships, port or starboard side • Tank is vented to atmosphere on both sides of the vessel • Tank level monitoring is via electronic sensor and displays with high/ low-level alarms • Tank is all aluminum, welded construction with internal baffles and three divided areas • Inspection access ports are manufactured by Freeman Marine • Fuel transfer pump will have a flow meter and timer • One dual Sea Pro 8 with isolation valve for each main and one Dual Racor filter 75/500 for each generator • Sight tubes fuel gauges located in engine room and IntelliSea monitoring • ¼" 5086 Alloy aluminum separated fuel tank with dual fills and standard vents, IntelliSea monitoring and sight tube level indicators • Approximate capacity: 5500 gallons Gasoline Fuel System • The gasoline system consists of a tank, an air diaphragm pump, and hose with nozzle to transfer the gas. The hose, nozzle, and pump, along with the tank fill are located under the hatch centered on the Swim Step deck • Stainless Steel tank, 100 gallon • Air diaphragm pump Lube Oil System • The vessels main engines and generators can be serviced utilizing and onboard lube oil change system. A new/used oil tank is fitted under sole on centerline in the Crew Mess. The new oil tank can be filled directly into tank • starboard side. The quick connect hose and portable pump are used to transfer lube oil to/from locations • Tanks: Located under sole in the Crew Mess area. • Lube Oil. New: Alum., 60 gal. • Lube Oil - Used: Alum, 60 gal. • Portable pump and stowed below the starboard generator • Stainless quick connector fittings Bilge System • System consists of five remote mounted bilge float switches and IntelliSea alarms on all float switches • Fixed bilge pump system includes two electric 230V AC pumps with 1 ½" PVC lines to each major compartment with check valves, strainers, and priming system Freshwater System • The system is comprised of multiple divided and baffled freshwater tanks, two AC supply pumps, suction supply, service and distribution

manifolds, two reverse osmosis watermakers, and associated valves, filters, expansion tanks, regulators and gauges. • Freshwater wash downs with quick connects are located on all decks • Two 220V AC pumps and one 24V DC backup pressure pump with tank • Water tanks are aluminum with interior epoxy coating and an approximate tank capacity of 1,000 gallons • IntelliSea monitoring system and sight tube level indicators • (2) Sea Recovery SRC AWC 14002 watermakers (2,800 gallons per day total) • (5) Micron sediment filters with UV sterilization light • (2) Dual element water heaters, fast recovery - (1) 80 gallon and (1) 38 gallon Waste Water System • Black and Gray water is routed to an FRP Tank. • A certified Marine Sanitation Device (MSD) is installed for treatment of all wastewater • Discharge is via MSD or direct overboard via diaphragm pump • Dockside connection is located just aft of the starboard fuel fill • High capacity pump solids handling AC diaphragm type • Headhunter MSD treatment with PLC touch screen and AutoChlor treats black and gray water • Holding tank is composite with an inspection hatch • Tank is electronically monitored and has an approximate capacity of 600 gallons • Headhunter MSD treatment with PLC touch screen and AutoChlor treats black and grey water • (2) Approximately 15-gallon gray water sumps with boxes fitted with screens; also, supply and discharge lines for all showers • Forward & aft sump tank will have sump pumps and 24V DC backup pumps Air Condition System • The interior of the vessel is kept at a constant temperature through the use of a seawater-cooled/ heated reverse cycle, treated water HVAC system. The capacity is 24 tons and is distributed throughout the vessel via • individual room air handlers of various sizes and BTU ratings. There is one(HVAC) Keypad the two air handlers in the Master Stateroom, one for the two air handlers in the Galley, and two for the four air handlers that serve the Salon; all other air • handlers are each controlled by a separate keypad. All interior areas air conditioned by at least one HVAC unit. Master & Guest Staterooms have chill chaser units. • (8) Exhaust fans, two in the master head and one in the other heads • (4) Compressors and heating pump, independent seawater intake • 230V1PH60Hz, 24-ton chillers • 230V1PH60Hz, Air handlers various BTU as required by volume being treated, utilizing variable speed hi static DC blowers • Make Up Air: For cycling air through the vessel interior Compressed Air System • The vessel has a compressed air system for powering the ship's whistle and gasoline dispensing pump, as well as for use in machinery spaces for air powered tools • SpeedAire Compressor 3hp with 20-gallon tank • 18" Air Hose self-coiling with quick disconnect • Mooring System • (6) Dock lines, 60"x 1", braided nylon with 36" eye splice • (8) Bitts, 1"7" stainless steel • (6) Stainless hawse eyes forward, two stainless steel hawse eyes at swim grid, plus two additional cleats at stern for shore boat tie-off • (4) Fenders F7 series (15" x 41") • (4) Nautica International (5" x 1"4") white fenders with nylon rope, covers, and pump • (8) Fender cleats (four per side) with stainless steel rub rail • (4) Fender hangers • Dual Poole style 300 lb. polished stainless steel anchors; (1) 250", (1) 350" x 5/8" chain for two anchors, 5/8" chain rollers, stoppers, and devil's claws (2) VWC 4500# • Polished stainless steel anchor plates • Maxwell, hydraulic winches with band brakes • Anchor chain washdown system • (2) Maxwell 3500# 24V DC capstans

Control System

• IntelliSea Model IS1 control system • Fixed panels are located at convenient locations providing operational information and alarm conditions with a programming panel located in the Pilothouse • IntelliSea offers a vessel-wide WiFi network, accessible with password for laptop display of monitored information • Items on safety control panel as follows: • (14) combo smoke/heat sensors: Combo sensors are located in all staterooms, interior public and crew areas • Heat sensor in the engine room • (4) CO-alarms in crew staterooms, Capt. stateroom, and crew galley/lounge • Security system for aft door, crew door, Salon door, port and starboard doors, flybridge hatch, and VIP hatch monitored for unauthorized entry • Tank monitoring: 3 fuel tanks, 2 fresh water tanks, both gray water sumps and black water tank • (Gray water boxes have alarms on DC pumps, black water tank alarmed at 75% and 98% full levels) • Monitoring of AC supply switching from all available sources with Volts, Line 1/Line 2 Amps & KW monitored for each generator • All five bilge switches monitored for water detection

Mooring System

• (6) Dock lines, 60"x 1", braided nylon with 36" eye splice • (8) Bitts, 1"7" stainless steel • (6) Stainless hawse eyes forward, two stainless steel hawse eyes at swim grid, plus two additional cleats at stern for shore boat tie-off • (4) Fenders F7 series (15" x 41") • (4) Nautica International (5" x 1"4") white fenders with nylon rope, covers, and pump • (8) Fender cleats (four per side) with stainless steel rub rail • (4) Fender hangers • Dual Poole style 300 lb. polished stainless steel anchors; (1) 250", (1) 350" x 5/8" chain for two anchors, 5/8" chain rollers, stoppers, and devil's claws (2) VWC 4500# • Polished stainless steel anchor plates • Maxwell, hydraulic winches with band brakes • Anchor chain washdown system • (2) Maxwell 3500# 24V DC capstans

Electrical Equipment

• All AGM cell type batteries: • (2) banks of two 8D, 225amp batteries, wired in series for starting main engines (total of four) • (2) 8D, 225amp batteries, one for each generator starting • 24VDC battery bank (two 8D, 225amp batteries, wired in series) for ship's service and one 12VDC 2 8D 225amp battery bank for electronics • Battery Chargers one 95amp 24VDC for ship's service bank, one 45amp 24VDC for main engine bank and one 20amp 24VDC for generator bank • Main distribution panel located in crew area with all necessary circuit breakers and transfer switches to provide proper operation of AC and DC circuits • Distribution Panels: Located throughout the vessel, distribution panels have engraved faceplates • Shore Power (2) 100 amp 240v single phase/208v three phase shore feeds with Glendinning Cablemaster cord reels at port bustle (includes two 100 ft cables) • TV and phone outlet located at port bustle with one 100' TV/phone cord • Asea Shore Power Converter (2) 36Kva 60 Hz, single or three phase input service with a 4070 Hz frequency and a voltage between 170520VAC

- The converters will autoconfigure for the applied power form
- Frequency Converter (1) 10Kva 50 Hz frequency converter for dedicated 50 Hz outlets
- Power Conditioner (1) 10Kva 60 Hz frequency conditioner for audio/video power use & backup power supply
- Lightning protection with hull Dyna plate and lightning antenna
- LED recessed light fixtures
- Vimar and Leviton general lighting receptacle and switching throughout
- All staterooms have 110V reading lights and 110V receptacles for table lamps
- Indirect lighting 24V DC and 110VAC rope lighting
- Shower Lights 24V with white trim
- 12V Red DC chart lights in pilothouse (one at navigator's area, one at captain's desk, and one at dash flat over stairs to main deck)
- Carlisle Finch 200 Watt Xenon searchlight located on mast with dual controls
- Exterior Lighting at the foredeck, house sides, aft deck stair and flybridge overhead lights are all controlled from the pilothouse switch bank
- The aft deck lights are switched locally
- Perko navigation lights
- Crestron lighting controls with switched and dimmed Crestron automation

Navigation and Communication

Navigational Electronics • Transas Navisailor NS3000 ECS with 19" LCD display and charts from Seattle, Washington to Ft. Lauderdale, Florida • (2) Furuno radar FAR2117 • XBand Radars with 19" LCD display and repeater on Flybridge • Furuno depth sounder FCV1200BBP with 15" LCD monitor • Furuno GPS GP150D in Pilothouse and Flybridge • B & G with HS3000 wind, depth, and speed system with full function display • Ritchie Globe Master F600 compass in Pilothouse, one B&G display on flybridge • Furuno RD30 Digital Display Depth Sounder with Smart Sensor. (Located in Captain's Quarters) • Simrad AP50 autopilot in pilothouse and on flybridge • AIS Communication System • Two Icom M604 VHF radios in Pilothouse and one command mic on Flybridge • Icom M802 w/ automatic antenna tuner • GPIRB Northern Airborne Technology NAS1520 • Hailer horn, integrated with VHF radios Satellite Communication System • Internet connectivity thru the satellite telephone with a broadband router attached and (2) wireless remote access points (one forward and one aft) for remote connection throughout the boat • XM Weather information • Satellite Weather running on ships computer with OCENS WeatherNet and GRIB Explorer weather monitoring software connected via FB250 Satcom Telephone System • Panasonic telephone system (PBX), (14) station digital phone system • All stations have speakerphones for intercom and paging • Phone system is connected to Satcom, Cell Phone and Shore Phone for voice lines throughout • Cordless phone units (five total) are located in the Master Stateroom (1), Pilothouse (1), Galley (1), and Salon (2) and (one intended for Aft Deck) • The Pilothouse has a fix-mounted phone with an LCD display • A single shore connection is provided at the port bustle t with a 100 ft. combo Telephone / CATV shore cord • Telular cellular phone system • FleetBroadband FB250 Satellite telephone

Audio & Visual Equipment

Central Equipment • Kaleidescape System • Movie server and (5) movie players:

Includes the Movie and Music License and a Lifetime Music Guide and SoftwareUpdate Service • Kaleidescape Movie/Music Server • Kaleidescape Fourzone • Music Player • Crestron XM and FM tuner Aft Deck • TV 42" Exterior LCD • Satellite Receiver • Two pairs of speakers • Crestron 2-Way Touch Panel Control Main Salon • TV 47" LCD • Surround Sound Receiver • Surround Sound Speaker System with Powered Subwoofer • iPod Docking Station • Satellite Receiver • Blu Ray DVD/CD Player • Crestron 2-Way Touch Panel Control Master Stateroom • TV 42" LCD • Surround Sound Receiver • Surround Sound Speaker System with Powered Subwoofer • iPod Docking Station Satellite Receiver • Blu Ray, DVD/CD Player • Crestron 2-Way Touch Panel Control Guest Stateroom - Port • TV 26" LCD • Satellite Receiver • Blu Ray, DVD/CD Player • Pair of speakers • iPod Docking Station • Crestron 2-Way Touch Panel Control Guest Stateroom - Starboard • TV 26" LCD • Satellite Receiver • Blu Ray, DVD/CD Player • iPod Docking Station • Pair of speakers • Crestron 2-Way Touch Panel Control VIP Stateroom • TV 26" LCD • Satellite Receiver • Blu Ray, DVD/CD Player • Pair of speakers • iPod Docking Station • Crestron 2-Way Touch Panel Control Captain's Cabin • TV 32" LCD • Satellite Receiver • Pair of speakers • Handheld Crestron Remote Crew Lounge • TV 22" LCD • Satellite Receiver • DVD/CD Player • iPod Docking Station • (2) Pair of speakers Crew Quarters (2 each) • TV 22" LCD • DVD/CD Player

Safety & Fire Protection

Safety Equipment • (2) 8-man Zodiac life rafts • (13) Coast Guard approved adult life preservers with water lights • (6) Coast Guard approved child life preservers with water lights • (2) 24" diameter ring buoys secured on exterior of vessel • Flare kit included • Perko 179 ship's bell per Coast Guard regulations, stored in Doghouse • Safety steps recessed into transom • Dry chemical type fire extinguishers to be installed in suitable locations (3) 10lb., (5) 5 lb., and (5) 2½ lb. • Northern Airborne Technology NAS1520 GPIRB • Medical Kit - Zee #155 with soft case Camera System • A comprehensive CCTV system - controlled with Elbex, 12V DC with hi-resolution color - offers security and assists in navigation during low visibility situations is included with this vessel • Full pan zoom tilt camera on the aft deck, fixed port and starboard cameras on side decks assist in maintaining surveillance of entry points. In the Engine room, a full pan zoom tilt camera helps the captain monitor mechanical operation while piloting the vessel. • Located on the mast is an infrared camera - FLIR M for nighttime navigation and viewing. Video feeds from all cameras can be programmed for viewing on any television via the Crestron remote A/V controllers.

Исключения


При продаже яхты исключаются личные вещи владельца.

Отказ от ответственности

Компания предоставляет описание судна или яхты добросовестно, но не может гарантировать точность этой информации, а также не ручается за техническое состояние. Покупатель должен проинструктировать своих агентов или оценщиков исследовать представленную информацию более подробно, по собственному желанию. Продажа судна или яхты, изменение цены или снятие с продажи будет происходить без предварительного уведомления.

ФОТОГРАФИИ


Aft Deck




Main Salon




Main Salon



Dining




Dining



Galley



Galley



Master Stateroom



Master Stateroom



Master Bath



Master Shower



Guest Stateroom



Guest Bath



Twin Guest Stateroom



Twin Bath



Pilothouse



Pilothouse Seating



Upper Deck



Upper Helm



Upper Helm




Foredeck




Bow Seating



Bow Seating



Upper Deck



Boat Deck



Engine Room



Engine Room



Engine Room



Crew Mess



Captain's Cabin



Captain's Bath



Crew Cabin



Crew Head



Swim Platform



Stern



Starboard Stern



КОНТАКТЫ

Андрей Шестаков (Andrey Shestakov) – ведущий яхтенный брокер отдела продаж яхт и судов компании Shestakov Yacht Sales Inc. Официальный представитель Shestakov Yacht Sales Inc. для русскоговорящих клиентов в центральном офисе компании в Майами/Форт Лодердейл/Флорида/США.

Контактная информация

Email: **andrey@shestakovyachtsales.com**

Web: shestakovyachtsales.com

Телефоны

Краснодарский край: **+7(918)465-66-44**

США, Майами, Флорида: **+1(954)274-4435**

Время работы

Понедельник – Суббота: **9:00 - 21:00** EDT

Воскресенье: **Закрето**

Адрес



Harbour Towne Marina, 850 NE 3rd St, STE 213, Dania, FL 33004