

MRS HAPPY — JOHNSON



Builder: JOHNSON

Year Built: 2015

Model: Motor Yacht

Price: PRICE ON APPLICATION

Location: United States

LOA: 108' 0" (32.92m)

Beam: 23' 7" (7.19m)

Min Draft: 6' 7" (2.01m)

Max Draft: 6' 11" (2.11m)

Cruise Speed: 18 Kts. (21 MPH)

Max Speed: 21 Kts. (24 MPH)

Our experienced yacht broker, Andrey Shestakov, will help you choose and buy a yacht that best suits your needs **MRS HAPPY — JOHNSON** from our catalogue. Presently, at **Shestakov Yacht Sales Inc.**, we have a wide variety of yachts available on our sale's list. We also work in close contact with all the big **yacht manufacturers** from all over the world.

If you would like to buy a yacht **MRS HAPPY — JOHNSON** or would like help answering any questions concerning purchasing, selling or chartering a yacht, please call **+1(954)274-4435**

TABLE OF CONTENTS

TABLE OF CONTENTS	2
SPECIFICATIONS	8
Basic Information	8
Dimensions	8
Speed, Capacities and Weight	8
Accommodations	8
Hull and Deck Information	9
Engine Information	9
DETAILED INFORMATION	10
Unique Features of MRS HAPPY	10
Walkthrough	10
Salon	11
Dining Area	11
Galley	12
Starboard Side Accommodation Companionway/Day Head	12
Master Cabin	13
Master Head	14
Lower Accommodation Companionway	14
VIP Cabin	14
VIP Head	15
Portside Twin Cabin	15
Portside Guest Head	15
Starboard Side Twin Cabin	16
Starboard Side Guest Head	16
Starboard Side Aft Cabin	16
Starboard Side Aft Head	16
Portside Aft Stateroom	17
Portside Aft Head	17

Pilothouse	17
Foredeck	18
Side Deck	18
Aft Deck	18
Swim Platform	19
Tender	19
Flybridge Aft	19
Flybridge Forward	20
Helm Area	20
Hardtop Equipment	21
Crew Area	21
Engine Room	22
Electrical	22
OCTOBER 2018 BOTTOM SERVICE AT ROSCIOLI MARINE	23
Remarks	23
Exclusions	23
Exclusions	23
Disclaimer	24
PHOTOS	25
Salon Looking Forward	25
Salon Looking Forward	25
Salon to Port	25
Salon Aft to Starboard	25
Salon Aft to Port	25
Dining	25
Dining	25
Dining Looking Aft to Starboard	25
Dining Looking Aft to Port	26
Dining Looking Aft	26

Art Niche	26
Galley	26
Galley to Port	26
Galley to Starboard	26
Galley Side Deck Door	26
Galley Fridge Freezer	26
Main Deck Companionway Looking Forward	27
Galley Fridge #2	27
Day Head	27
Main Companionway Looking Aft	27
Master Looking Forward	27
Master Looking Aft to Starboard	27
Master Looking Aft	27
Master Looking Aft to Port	27
Master Vanity	28
Master Head Entrance	28
Master Head	28
Master Head	28
Master Head/Shower	28
Master Head Looking Aft	28
Lower Deck Companionway	28
VIP to Starboard	28
VIP to Port	29
VIP Looking Aft	29
VIP Head	29
VIP Shower	29
Portside Twin	29
Portside Twin Head	29
Portside Twin Shower	29

Starboard Side Twin	29
Starboard Side Twin Pullman	30
Starboard Side Twin Head	30
Starboard Side Twin Shower	30
Starboard Aft Cabin	30
Starboard Aft Cabin Weather Covers	30
Starboard Aft Cabin Inboard	30
Starboard Aft Head	30
Starboard Aft Head Shower	30
Port Aft Cabin	31
Port Aft Cabin	31
Port Aft Cabin Inboard	31
Port Aft Cabin Head	31
Port Aft Cabin Shower	31
Pilothouse	31
Pilothouse	31
Pilothouse Settee	31
Windlass Area	32
Bow Sunlounge	32
Bow View	32
Aft Deck	32
Aft Deck	32
Aft Deck	32
Aft Deck	32
Swim Platform	32
Garage	33
Garage Detail	33
2000 lb. Hydraulic Platform	33
Platform	33

17' Tender Stored	33
Plenty of Room to Open Garage	33
Priceless Utility	33
A Real "Swim Platform"	33
Sharks	34
At Sea	34
Flybridge Aft	34
Flybridge Aft	34
Custom Seating	34
Stainless Steel Umbrella	34
Perfect Evening	34
Flybridge Looking Forward	34
Flybridge Bar Looking Aft	35
Starboard Side Seating	35
Flybridge Looking Aft	35
Flybridge Hot Tub	35
Flybridge Laundry	35
Helm Seats	35
Helm Area	35
Crew Settee & Berth #4	35
Crew Common Area & Door to Garage	36
Crew Area Laundry	36
Captain's Cabin	36
Captain's Head	36
Crew Cabin Berths 2 & 3 & Shower	36
Crew Head	36
Engine Room Looking Forward	36
Port Engine	36
AC Behind Port Engine	37

Starboard Engine	37
Water System Behind Starboard Engine	37
Engine Room Electrical & Fuel Manifold	37
Chargers & Fuel Cleaning	37
At Anchor	37
With Toys	37
Sunshade	37
Cruising	38
At Rest	38
Great with U/W Lights!	38
On the Move	38
10/18 Bottom Paint	38
10/18 Bottom Paint	38
10/18 Prop Speed	38
10/18 4 New Cutlass Bearings	38
10/18 End Plate Props	39
Hydraulic Lift Mechanism	39
10/18 Stern Thruster	39
Layout 2	39
CONTACTS	40
Contact details	40
Telephones	40
Office hours	40
Address	40

SPECIFICATIONS

Basic Information

Category: Motor Yacht

Model Year: 2016

Year Built: 2015

Country: United States

Vessel Top: Hardtop

Fly Bridge: Yes

Dimensions

LOA: 108' 0" (32.92m)

Beam: 23' 7" (7.19m)

Min Draft: 6' 7" (2.01m)

Max Draft: 6' 11" (2.11m)

Speed, Capacities and Weight

Cruise Speed: 18 Kts. (21 MPH)

Max Speed: 21 Kts. (24 MPH)

Gross Tonnage: 120 Pounds

Water Capacity: 634 Gallons

Holding Tank: 250 Gallons

Fuel Capacity: 4000 Gallons

Accommodations

Total Cabins: 6

Total Berths: 10

Sleeps: 12

Total Heads: 7

Crew Cabin: 2

Crew Berths: 4

Crew Sleeps: 4

Hull and Deck Information

Hull Material: Fiberglass

Deck Material: Teak

Hull Configuration: Modified V-Hull

Hull Color: white

Hull Designer: Bill Dixon

Exterior Designer: Bill Dixon

Interior Designer: Johnson Yachts

Engine Information

Engines: 2

Manufacturer: Caterpillar

Model: C-32 A Cert

Engine Type: Inboard

Fuel Type: Diesel

DETAILED INFORMATION

Unique Features of MRS HAPPY

- Six en suite staterooms including an on deck Master
- Sea Keeper 35 Gyro stabilizers, plus ABT active fin stabilizers
- Oversized Galley compared to other on deck Master configuration
- User friendly 2500 lb. hydraulic tender platform makes boarding a tender safe for people of all ages.
- Low hour main Cat C-32 Acert engines
- Great outdoor spaces, Aft Deck, Flybridge, bow
- Furuno Nav package
- Oversized Intellian SAT TV domes
- Twin watermakers
- Oversized Kohler 55 KW generators
- Toy garage aft behind hydraulic door
- Extra long fully automatic passerelle
- All exterior teak oversized to 20 mm (over 3/4") thick
- 3 Time Johnson owner made countless upgrades & improvements

Walkthrough

Boarding MRS HAPPY is via the swim platform from a floating dock or via the Marquipt Tide Ride ladder onto the port or starboard Aft Decks from a fixed dock. The extra large swim platform has a hydraulic section aft that allows for a 17' tender. A garage centerline is perfect for watersports storage. Twin three stair steps access the large fully protected Aft Deck. Both loose and fixed seating for up to ten people allows for great alfresco dining. A fold down 36" TV and a drink refrigerator are forward.

Through an automatic door the huge Salon area has a walk behind bar and loveseat to starboard and to port is the entertainment center, a full size sofa and forward two barrel chairs, just aft of a room divider. Next forward is a ten place dining table with an art niche and glass storage with forward bulkhead.

Next forward to port is the enclosed Galley, expanded from sistership with extra refrigeration and a side door to the portside deck.

On the starboard side forward of the Dining Salon is the Day Head, steps to the Pilothouse, steps to the below decks accommodations and furthest forward the opulent on deck Master Suite with wraparound windows, a lower level Head with twin sinks, large walk in closets and a centerline shower with tub.

Below decks are five en suite cabins. Forward is a queen size VIP. To port and starboard are two twin berth Cabins, each with a pullman and furthest aft mirror image queen size Cabins across the beam.

Aft and accessed from the portside deck is the Crew Area for up to five people. The portside Captain's Cabin has a double berth with three single berths to starboard. The Engine Room is forward.

The spacious Flybridge can only be described as huge stretching over 50' long! The Helm is forward to port followed by a walk behind bar. To starboard is a twin table dinette to seat up to ten. Aft is a Hot Spring Jacuzzi followed by an enclosure for a second washer/dryer pair. Aft are custom teak sun lounges followed by a full beam built in U shaped seating area with two umbrellas above.

A fully equipped Pilothouse is located four steps down from the Upper Helm behind the signature Johnson vertical windows.

Salon

The Salon of MRS HAPPY is very large due to her ample beam. It extends 28 feet forward including the Dining Area. Large dark tinted side windows provide ample natural light. The sole is teak and holly with a large loose rug. Immediately to starboard is a walk behind two level bar with both blue ice and blue pearl granite. The bar has an under mount stainless steel sink, a stainless steel Isotherm wine cooler, stainless steel Isotherm "clear ice" icemaker, two barware storage cabinets, a backlit wine glass storage cabinet and a cedar lined half height hanging locker. There is a dedicated AC system at the aft door to make up lost AC when the door opens.

To port is the Salon's Entertainment Center with a 48" Vizio LED TV with four cabinet doors below. The center two cabinets house a Bose Home Theater system, a Pioneer Blue Ray player and a Dish Network HD DVR Sat box.

Next forward is a four cushion leather sofa with storage below. Built in end tables with storage flank the sofa. A coffee table with storage below lies in front of the sofa.

To starboard is a three cushion matching loveseat with storage below, built in end tables with storage also flank the three cushion sofa. A matching coffee table with storage lies in front.

Forward in the Salon is a room divider with two burlwood columns and two blue upholstered barrel chairs with ottoman facing aft. The ceiling above has a boat shaped tray ceiling with beveled edge dark glass mirrors and seven dimmable LED lights. Twenty additional LED lights in the padded ceiling above provide plenty of lighting. A Bose Surround Sound speaker system provides excellent audio. Also in this area is an abundance of 110V outlets and three digital AC controls.

Dining Area

Next forward but open in the Salon in the dedicated Dining Area. The small room divider with "Blue Pearl" marble has four cabinet doors perfect for dinnerware/glasses. The table is Padauk wood with a burlwood inlay. It measures 8' long by 40" wide.

There are eight blue leather dining chairs around the table. A matching boat shaped tray ceiling with two LED lights and an attractive underwater scene light fixture is mounted on the beveled mirrored inset area with rope lighting around the perimeter.

To both port and starboard are six smaller storage cabinets with two larger “bump out” dish storage cabinets with burlwood trim. Forward in this area below a blue ice granite top are six large storage cabinets. To port and starboard are beveled edge backlit glass cabinets. Between are five glass plate sculptures on a removable panel. Four eyeball LED lights highlight the plates. The area is flanked by two burlwood columns that match those of the room divider.

Each side of the Salon/Dining Area has five large windows with automatic blinds. Between each window on the burlwood mullion is an attractive blue glass sconce light.

Galley

The enlarged Galley has a beveled glass and Padauk wood pocket door. The Galley was enlarged during construction to make a dedicated refrigeration area adding capacity and freeing up counterspace in the Galley.

Features include:

Granite sole & matching countertop (white Botany) Lacquered walls & cabinets for ease of cleaning Tiled backsplash Extra cabinets by elimination of two round Johnson windows GE 4 burner ceran top cook top (2) Watermaker control heads Head Hunter LED water tank gauge Deep stainless steel under mount sink Large window w/drapes GE stainless steel trimmed oven GE Profile stainless steel trash compactor (2) GE Professional stainless steel 31” wide refrigerators (1) GE Professional stainless steel 31” freezer w/icemaker GE stainless steel exhaust hood (22) Lacquered cabinets (12) Lacquered drawers (1) Lacquered below counter pull out pantry Pantograph door to portside deck (2) Nick nack shelves at entrance w/granites tiles on bulkhead (10) LED lights Digital AC control Extra Heavy Duty sound deadening material in Galley/Master bulkhead

Starboard Side Accommodation Companionway/Day Head

On the starboard side of the Dining Area is a wide companionway leading forward. Outboard are two storage cabinets, inboard is the Day Head.

The Day Head has a matching "Ukraine Blue" marble sole and countertop and on above counter white China sink with bulkhead faucets, a Dometic Vacuuflush head, two ceramic tile bulkheads and two Padauk bulkhead works. A Mother of Pearl framed

mirror is flanked by two attractive sconce lights. The overhead is mirrored and there are two cabinets in the Padauk vanity.

In the Companionway there is a Pantograph door to the starboard side decks opposite the stairs to the five staterooms below.

Next forward are four steps with LED step lights to the Pilothouse. Next forward is a door into the doghouse under the Pilothouse. Further forward is the main electrical panel inboard with three cabinet doors below a window with drapes above, outboard.

Next forward is the entrance to the Master Cabin.

Master Cabin

Rarely found on a yacht of this size the on deck Master Cabin is huge in size, surrounded by nine large curved vertical windows with electric shades with special attention to attempt to “black out” the cabin.

The sole of this area is teak and holly that continues forward from the aft Salon door. The king size berth with Sleep Number mattress is off the aft bulkhead. There are six drawers and LED rope lights under the berth with additional storage accessed via lifting the mattress with gas shocks. The headboard is padded leather tiles in an attractive brick pattern. Either side of the berth are curved nightstands with storage below. Above each nightstand is a backlit onyx panel for a very attractive look. Over the bed is a beveled mirror soffit with AC ducting in the soffit edge for an even flow of cool air into the area.

To port is a two person leather loveseat with a digital safe and storage below. Next forward are two cabinet doors with storage and Pioneer Blue Ray players, Dish Network, HD Sat receiver/DVR and a Fusion RA 205 AM/FM receiver.

Further forward is a vanity with a hinged top and two additional storage cabinets.

Four Blue Ice Granite steps lead to the large open Head below.

On the starboard side starting aft are five cabinet doors with a desk and drawer between. Next forward are four matching “Blue Ice” granite steps to the Head.

Between the steps is a rounded cabinet with two cabinet doors. At the push of a button a 42” Vizio TV raises for ease of viewing.

Also in this cabin are eleven LED overhead lights, LED rope lights, four overhead speakers, directional LED lights at the desk and vanity, two digital AC controls and various throw rugs.

Master Head

The Master Head on MRS HAPPY can only be described as opulent, with its twin Blue Ice granite staircases and the centerline tub/shower with a clear glass door. The area is open to the Master making it a true suite. To port is a large cedar lined auto lit two level hanging locker behind a beveled glass mirrored trimmed door. Next forward is an L shaped "White Carving" marble countertop with two glass above counter vessel sinks. There are three beveled glass mirrored cabinets above three Padauk cabinets below.

The shower is centerline, has clear glass side panels and slightly obscured curved etched front opening twin doors. There is a marble seat, a handheld or wall mountable fixture, a mirrored overhead with two lights and an exhaust fan. The shower can also be used as a tub. There are also built in shelves for shampoo, etc.

To starboard is the Dometic Vacuflush style toilet with four mirrored cabinet doors. Although this area is open to the suite the oversize portside cedar lined closet door is designed to be opened to offer privacy. The huge locker has an auto light, two levels of hanging space and a beveled mirror on the exterior aft of the door.

A custom designed two door locker offers more hanging space and a shoe rack. It is located aft and centerline and port of the aft facing TV cabinet.

This area has ten overhead LED lights as well as a partial mirrored overhead. The sole are very large slabs of "Blue Ice" granite. A hatch in the sole leads to the bow storage/service area.

Lower Accommodation Companionway

Eight curved steps with step lights lead to the Lower Accommodation area.

Inset to starboard is additional lit art niche.

Next forward is an en suite twin Cabin with twin beds and a pullman.

To port is a matching Cabin with twins and a pullman.

Forward is the queen size VIP Cabin. Aft are two queen berth Cabins with athwartship berths. Two stewardess lockers are aft at the aft end of the berth.

VIP Cabin

Entered from the aft end there is a queen size berth off the forward bulkhead. The berth has five drawers plus LED rope lights below as well as additional storage under the mattress via gas shocks. The padded leather headboard extends to the curved lit

soffit above. To port and starboard are two door nightstands with mirrors and sconce lights above. Outboard to starboard are three drawers above three cabinets in the lower level, six cabinets above, one with a Fusion RA 205 AM/FM/Blue Tooth stereo and a Pioneer Blue Ray player. Above behind sliding Soji screens is an opening porthole behind a stainless steel weather cover. Next aft is an auto lit cedar lined hanging locker. On the aft bulkhead is a Vizio 32" LED TV.

To port are matching three drawers and three cabinets below with six cabinets and sliding Soji screens and a porthole above. Also in the VIP Cabin is a hidden digital safe. Aft is the private entrance to the VIP Head.

VIP Head

The VIP Head has a "Royal Shell" marble sole that matches the shower sole. The vanity has two cabinet doors below and Emperador light marble top with an under mount sink, four beveled edge mirrored medicine cabinets concealing a stainless steel porthole with weather cover. The toilet is a Dometic Vacuflush model.

The stall shower has a etched glass door, a wall mountable of handheld shower fixture, a mirrored overhead, a light and an exhaust fan. The Head also has three LED lights and an AC vent.

Portside Twin Cabin

Entered from the forward end are two twin size berths, each with two drawers and LED rope lights below. Between is a nightstand with a Fusion AM/FM/CD/DVD player.

Above the outboard berth are sliding Soji screens over an opening stainless steel porthole with weather cover. At the foot of the outboard berth is a 24" Vizio LED TV and a cedar lined auto lit hanging locker. Above the inboard berth is a fold down pullman berth. The two lower berths have goose neck LED reading lights. There are six overhead LED lights above.

Forward is the private Head.

Portside Guest Head

The Portside Guest Head has a "Silver Fox" marble sole and shower sole. The vanity has two cabinet doors below and a granite countertop with an under mount sink. Two beveled edge medicine cabinets above offer abundant storage and conceal an opening stainless steel porthole with weather cover. The toilet is a Dometic Vacuflush model. The stall shower has a clear glass door with a sandblasted sea horse design, a handheld or wall mountable shower fixture, a light and an exhaust fan. The overhead in

the Head is mirrored and has an AC vent.

Starboard Side Twin Cabin

Entered from the aft end are two twin size berths, each with two drawers and LED rope lights below. Between is a nightstand with a Fusion AM/FM/CD/DVD player.

Above the outboard berth are sliding Soji screens over an opening stainless steel porthole with weather cover. Under the Soji screens are six cabinet doors. At the foot of the outboard berth is a 24" Vizio LED TV and a cedar lined auto lit hanging locker. Above the inboard berth is a fold down pullman berth. The two lower berths have goose neck LED reading lights. There are six overhead LED lights above.

Forward is the private Head.

Starboard Side Guest Head

The Starboard Side Guest Head has a "Silver Fox" marble sole and shower sole. The vanity has two cabinet doors below and a granite countertop with an under mount sink. Two beveled edge medicine cabinets above offer abundant storage and conceal an opening stainless steel porthole with weather cover. The toilet is a Dometic Vacuflush model. The stall shower has a clear glass door with a sandblasted mermaid design, a handheld or wall mountable shower fixture, a light and an exhaust fan. The overhead in the Head is mirrored and has an AC vent.

Starboard Side Aft Cabin

Entered from the forward end there is a queen size berth athwartships off the outboard bulkhead. There are three drawers and LED rope lights below the berth. The headboard is padded leather with gooseneck LED reading lights. Above the berth are sliding Soji screens concealing three large upright oval portholes with weather covers. Soffit type AC delivery is above the berth. Forward of the berth is an auto lit, cedar lined, hanging locker. Aft of the berth is a large cabinet serving as a nightstand. Inboard is a cabinet below with two doors and another concealing a Fusion AV 600 AM/FM/CD/DVD player. Above the countertop is a Vizio 32" LED TV. Aft is the entrance to the private Head.

Starboard Side Aft Head

The private Head has a "Success Ivory" marble sole that continues into the shower. The vanity has three cabinet doors below with a "Moon Yellow" marble countertop and

an above counter vessel glass sink with a large beveled mirror above. Inboard is a lacquered medicine cabinet, outboard is a Dometic Vacuuflush head followed by the large stall shower with a granite seat, two cabinets for storage, an opening stainless steel porthole with weather cover, a handheld or wall mountable fixture, a mirrored overhead and a light with an exhaust fan. The overhead of the Head is mirrored, has two LED lights and an AC vent.

Portside Aft Stateroom

Entered from the forward end there is a queen size berth athwartships bulkhead. There are three drawers and LED rope lights below the berth. The headboard is padded leather with gooseneck LED reading lights. Above the berth are sliding Soji screens concealing three large upright oval portholes with weather covers. Soffit type AC delivery is above the berth. Forward of the berth is an auto lit storage locker occupying the space under the stairs. Aft of the berth is a large cabinet serving as a nightstand. Inboard is a cabinet below concealing a Fusion AV 600 AM/FM/CD/DVD player. Above the countertop is a Vizio 32" LED TV. Aft is the entrance to the private Head.

Portside Aft Head

The private Head has a "Success Ivory" marble sole that continues into the shower. The vanity has three cabinet doors below with a "Moon Yellow" marble countertop and an above counter vessel glass sink with a large beveled mirror above. Inboard is a lacquered medicine cabinet, outboard is a Dometic Vacuuflush head followed by the large stall shower with a granite seat, two cabinets for storage, a clear glass shower door with a nautical etching, an opening stainless steel porthole with weather cover, a handheld or wall mountable fixture, a mirrored overhead and a light with an exhaust fan. The overhead of the Head is mirrored, has two LED lights and an AC vent.

Pilothouse

The Pilothouse is four steps up from the main deck Accommodation Companionway. The signature curved seven vertical windows offer excellent visibility. The sole is teak and holly. There is an L shaped settee aft to port for three people two steps ups from the deck level. Outboard of this area is a cushioned day bed or watch berth. The helm is centerline and contains the following equipment:

Stainless steel helm wheel (2) CAT color engine monitor Glendinning electronic control Remote wired Glendinning controls (2) Maxwell chain counter/windlass controls Simrad AP 28 autopilot Simrad jog steering joystick (2) 14" Furuno MFD's for radar, plotter, AIS, weather ABT integrated bow/stern thruster control VDO rudder angle indicator

Furuno RD 33 data screen ABT Trac digital stabilizer control ICOM M506 VHF w/DSC
 Furuno SC 30 satellite compass Furuno weather station Furuno AIS, black box receiver
 Dual Frequency 50/200 HZ echo sounder module Delta T Engine Room ventilation touch
 screen (2) Jabsco searchlight controls Key start/stop switches (8) Fuel filter alarms 19"
 Monitor for CCTV screen for (5) CCTV cameras Head Hunter tank Sentry for (4) fuel
 tanks Head Hunter tank Sentry for (1) fuel tank 7 Position bilge pump panel High water
 alarm Boat schematic for bilge pumps & high alarms Sea Fire control panel Pilothouse
 electrical panel w/24V & 12V digital volt & amp meter, (30) breaker protected 24 volt
 circuits, (15) breaker protected 12 volt circuits 5" Ritchie Power Damp compass in
 chrome binnacle (2) Black leather Besenzoni helm chairs w/electric control Fusion RA
 205 AM/FM Bluetooth stereo Chart locker aft (2) Storage lockers aft (2) Equipment
 lockers aft 4 Step access to Flybridge w/step lights & sliding door to Flybridge deck (2)
 Overhead stereo speakers (9) Overhead LED lights Windshield washer system

Foredeck

Raised bulwarks w/Signature Johnson 3" oval stainless steel bow rails Raised teak
 platform w/dual up/down windlass switches Custom below deck bow storage hatch
 w/wash down Dual Bollard type cleats port & starboard Dual fairleads port & starboard
 Freshwater wash down spigot Salt water wash down spigot Dual Maxwell 6000 Series
 hydraulic windlasses w/devil's claw (2) Large anchor chain locker w/steps 24 Volt
 remote windlass controls Dual 450' chain rode (originally 300') Dual 265 lb. Navy style
 stainless steel anchors in stainless pockets against hull sides Freshwater anchor wash
 down system Foredeck drain system stainless steel bow pennant staff, removable (16)
 Blue LED deck lights forward Two step stainless steel ladder to Bow Sun Lounge Large
 Sun Lounge area w/removable cushions & stainless steel safety rails Foredeck camera
 Signature Johnson black vertical windows Stainless steel rub rail

Side Deck

Teak over fiberglass decking (20 mm) (2) Teak steps to Foredeck port & starboard (8)
 Port & (8) starboard blue LED low level deck lights International Navigation lights (8)
 Port & (8) starboard flush mount black glass windows Port & starboard Side Deck
 Pantograph doors Life ring - starboard side w/custom recess Ample deck drains &
 freeing ports (8) Port & (8) starboard overhead blue LED lights Twin recessed spring
 line cleats port & starboard Delta T intake screens for Engine Room on house sides Fuel
 fills behind hinged door w/tank diagrams Starboard side fire station w/pump control &
 100' hose Mounted 6 step Marquipt Tide Ride cork step boarding ladder

Aft Deck

36" High FRP bulwarks w/Signature Johnson 3" oval stainless steel rails above Teak

over fiberglass decking (20 mm) Port & starboard hinged boarding gate (28" wide) Cabinet door for fresh & salt water wash down Full overhead protection from Flybridge overhang Setting sun design in hardtop overhead (10) Overhead Led lights blue/white (4) Fusion stereo speakers Center opening stainless steel dark tinted door to Salon Custom shoe rack cabinet to starboard Bar unit w/Isotherm stainless steel drink refrigerator & cabinet w/Blue Pear granite top & keeper to port (2) Aft Deck CCTV cameras Fold down 36" Vizio TV above bar unit Fusion MS RA 205 Bluetooth stereo in bar (5) 110V outlets at bar Molded 9 step stairs w/teak treads & step lights to Flybridge w/dual handrails (2) 220W Maxwell 24 volt warping windlasses Dual bollard type cleats port & starboard Dual aft & side fairleads w/rollers port & starboard Starboard side & portside cabinets aft w/passarelle controls & plug in engine controls Hinged stainless steel gate to swim platform 9" Long by 40" wide teak table d/dual stainless steel legs & cover (6) Berlin Gardens resin chairs w/removable cushions Built in seating for 4 - 5 people w/storage below, removable Sunbrella cushions & covers (2) Stainless steel support poles to Flybridge deck Vertical aft white Textulene sunshade hardtop to seat back (3) Blue LED low level deck lights aft seat GFCI outlet on aft seat

Swim Platform

(2) Teak steps starboard to Swim Platform (Passarelle) (3) Teak steps port to Swim Platform Port & starboard stainless steel handrails 4' 4" Fixed teak Swim Platform (20 mm teak) 6' x 20' 4" Wide hydraulic Swim Platform w/teak decking, (8) large teak lattice vents, 2500 lb. capacity Removable tender chocks Port & starboard SSI handheld hot & cold showers (4) Stainless steel foldup cleats, (2) large, (2) medium (2) Rear facing LED lights from Aft Flybridge sole (2) Lockable hinged doors into Lazarette 79" x 59" FRP garage door on hydraulic hinges - garage perfect for water sports equipment Dockside water hookup w/pressure regulator Starboard side waste pump out deck fitting Port & starboard 30 amp shore cord outlet power to tow behind tender electrical needs Mega Fend boarding platform/fender for tender Port & starboard 100 amp Glendinning cable master inlets (2) Armstrong pullout 4 step swim ladders - under swim platform (10) Ocean LED underwater lights (blue)

Tender

2011 17' Nautica RIB Wide Body w/115 HP Yamaha 4 stroke Beam 7'1" 12 Passenger capacity 45 Gallon fuel capacity Side door for swim/dive access LTD console w/windshield & grabrail Compass Nav lights Tilt helm wheel Fuel gauge Battery switch Battery charger Bow locker Garmin plotter Courtesy lights Freshwater shower VHF radio Bow step Ski tow post (2) Rod holders Full tender cover

Flybridge Aft

Teak over fiberglass decking (20 mm) Full beam FRP aft seat to seat 10+ people w/removable Sunbrella cushions & cover w/storage and LED rope lighting below Custom storage for (2) umbrellas & Aft Flybridge shade system, (6) heavy stainless steel post & shades (13) Stainless steel hoop rails for aft Flybridge safety Large stainless steel deck drains (2) Stereo speakers at aft Flybridge seat (2) GFCI outlets at aft Flybridge seat Hinged glass top over steps to Aft Deck w/full safety rail (6) Low level blue LED light Blue LED rope light under toe kick of aft Flybridge seat Custom double & single teak deck loungers w/Sunbrella cushions & full cover Custom FRP cabinet w/second GE clothes washer & GE clothes dryer w/removable cushion on top Custom cutout for life ring Hot Spring "Jetsetter NXT" 4 person spa w/lights & multiple jet settings, Rotary Massage, moto massage, 225 gallon capacity. This spa was purchased in the USA and shipped to Taiwan for installation. The Hot Spring spa provides a much more robust massage and better parts availability than what was available locally. Custom hard cover (two can lay on) hinges up to outboard side, removable cushion on top Quick drain system for hot tub (2) Custom teak steps to hot tub, top hinges for storage Plug in for engine remote controls in top step 220V Outlet for treadmill (buyer supplied)

Flybridge Forward

Teak over fiberglass decking (20 mm) Full hardtop w/outboard supports for an uninterrupted view (no walkthrough supports like 87' model)

Starboard side large walk behind two level bar with "Ukraine Blue" marble countertops and an under mount stainless steel sink. Custom Napoleon gas grill, Isotherm stainless steel drink fridge, Isotherm stainless steel "wet ice" icemaker, (5) Large bar storage cabinets, custom trash chute, (2) custom starfish motif bar stools, bar footrest and indirect LED rope lights.

To port is a ten + person dining table (slides in and out) with bench seating, four loose chairs, removable cushions, storage below and a teak table with cover.

Next forward is a raised bench seat for three to offer improved visibility. A dedicated AC unit is in this area.

The hardtop has a fold down 36" Visio TV, two stereo speakers, (18) blue or white LED lights.

The forward and side have a P&R Canvas polycarbonate clear enclosure with six vents.

Helm Area

The Helm on MRS HAPPY is raised 8". There are two fully adjustable Aritex helm chairs. Dedicated AC system (2) CAT color engine monitors Glendinning engine controls (2)

Furuno 15" touchscreen multifunction digital chart, radar, depth, weather ABT Trac integrated bow & stern thruster control Icom M-506 VHF w/DSC ABT Tract digital stabilizer controls Engine start/stop buttons 7 Position bilge pump monitor panel w/high water alarm panel (2) Jabsco searchlight controls Simrad AP 28 autopilot w/jog steering control (2) Manual chain counter/windlass controls Furuno R3 33 multifunction display Ritchie 6" Power Damp magnetic compass in chrome binnacle Sea Keep digital gyro stabilizer controls Fusion AV-750 stereo/DVD player w/Bluetooth VDO rudder angle indicator

Hardtop Equipment

(2) 16 Man Viking life rafts (2) Intellion 45" t80W dome for SAT TV & spare for smaller antennas mounted inside (2) Searchlights 6' Open array 12 KW 72 mile radar Blue Lumitec LED lights shine on domes Aft facing camera for tender towing Nonskid areas for safety

Crew Area

The Crew Area is accessed via nine steps from the portside deck Pantograph door. The steps are carpeted and have step lights.

The area was laid out by a captain of an 87' Johnson who had definite ideas of how improve the flow and accommodations.

The common area has an L shaped leather settee to starboard with a single berth above. This area has the aft ship's electrical panel behind two doors. There is a door into the garage which is great for loading supplies into the Engine Room from the transom. Beneath the door are two Isotherm refrigerators behind hinged Padauk doors. A 24" Visio TV faces the settee.

A GE washer & GE dryer face aft. Outboard of the Engine Room door is a small head and sink for the three crew berths.

The Captain's Cabin is to port and has a double berth, hanging locker, seven cabinets, four drawers and a 24" Vizio TV. Above the berth is an opening porthole with weather cover. Above are two stereo speakers and five LED lights. An escape hatch under the garage offers emergency escape. Within the Captain's Cabin is a toilet, sink and three mirrored medicine cabinet doors.

On the starboard side is a cabin with two over/under bunks with four cabinet doors above the lower bunk and an opening stainless steel porthole with a weather cover above the upper bunk.

Within the cabin is the area's stall shower with a handheld or wall mountable fixture,

clear glass door, light and exhaust fan.

Engine Room

Access is from the Crew Area via a double insulated door system Delta T Engine Room ventilation w/touchscreen control Workbench above each engine Workbench forward w/storage below (2) Head Hunter main 5 water pumps (2) Sea Recovery Aqua Whisper 1800 GPD watermakers w/commercial pre filter & oil/water separators & auto flush (single 1400 GPD standard) Ultra violet water purifier (3) 60,000 BTU Cruise Air chillers 19 Gold Series "Breathe Easy" air handler LED Engine Room lights Hydraulic pump aft each engine Gas/water separators for generator mufflers Walker Airsep crankcase ventilation system Mark V hand bilge pump Dual Racor 1000 fuel filters w/vacuum gauges (2) Fill Rite fuel transfer systems w/counters Sea Star hydraulic steering system Hamann sewage treatment system super mini plus AXI Algae X fuel polishing system Dual Racor 500's w/vacuum gauge for each generator Stainless steel sink 3 Drawer Craftsman toolbox Trouble light on cord reel Site gauges for day tanks (4) Coolant recovery bottles (engines & generators) Reverso 4 place engine oil change system Groco strainers Head Hunter premium waste hose for entire waste system Panther "Silent" compressor for aft door system ZF Marine Marine gears 2.467 to 1 reduction 3 ½" Aquamet 22 shafting 5 Blade "End Plate" propellers Tides dripless shaft seals Tides dripless rudder seals ABT Trac 300 stabilizer system w/9' square foot fins Sea Keeper 35 stabilizer gyro built in at original construction, located below garage ABT 16" 50 HP bow thruster ABT 16" 50 HP stern thruster Custom DeAngelo exhaust mixers Van Capellon designed double sound insulation Sea Fire FM 200 fire suppression system (3) Frequency drives for AC compressors Ceiling mounted compressed air hose reel 150 Gallon waste tank forward 50 Gallon waste tank aft Y valve for waste system (2) 65 Gallon Torrid stainless steel water heater in lieu of 40 gallon Hot water circulation pump 2 HP AC fire pump/bilge pump

Electrical

12V/24 Volt DC electrical system 120V/240 Volt AC single phase electrical system Port 55 KW Kohler in sound shield - updated from 40 KW Starboard 55 KW Kohler in sound shield - updated from 40 KW (2) 8D 225 amp Gel Cell service batteries (2) 8D 225 amp Gel Cell engine/generator batteries (2) Rotating battery switches (4) Electrical battery switches FRP Battery boxes (2) Battery parallel switches (2) Digital volt & amp meters in Engine Room Kohler digital generator gauges in Engine Room Dolphin 24 volt & 40 amp engine battery charger Dolphin 24 volt & 40 amp house battery charger (2) Dolphin volt 60 amp power supplies for AC light system Master Volt inverter/charger system (2) 100 Amp Charles Iso-Boost transformers Bonding system CAT 6 wiring for all TV's Crew electrical panel with: (11) 220 Volt AC protected circuits (20) 220 Volt AC protected circuits (22) 24 volt DC protected circuits (3) Digital volt/amp meters 220V/120V/24V

Main electrical panel with: (28) 24 Volt breaker protected circuits & digital volt/amp meters (44) 240 Volt breaker protected circuits & digital volt/amp meters (26) 120 Volt breaker protected circuits & digital volt/amp meters (10) 120 Volt breaker protected inverter & digital volt/amp meters Shore port/starboard/ gen 1/ gen 2 selector switch (2) Kohler start/stop switches w/hour meters Master Volt inverter control panel Head Hunter tank sentry for sludge tank Head Hunter tank sentry for forward waste holding tank (3) Grey water (shower) pump controls

OCTOBER 2018 BOTTOM SERVICE AT ROSCIOLI MARINE

Entire bottom was sand swept to the primer, then two coats of Sea Hawk Tuff Stuff epoxy primer were sprayed on followed by two coats of Sea Hawk Cu-Cote black bottom paint with a third at the waterline. Bottom applications were supervised by the local Sea Hawk representative who visited the project several times.

At that time the shafts and props were pulled to check and tune, alignment verified, four new cutlass bearings installed and prop speed applied to props, shafts and rudders. She is good to go!

Remarks

MRS HAPPY is a unique vessel in that her three time Johnson owner and captain put all of their knowledge and experience together with their lifetime yacht broker to build a yacht designed to accommodate the entire family with a focus on anchoring out in the islands and being self sufficient. Gyro stabilizers, fin stabilizers, twin watermakers, fuel polishing, oversize twin generators, huge outdoor areas with and without shade, a watersports garage, high capacity hydraulic platform, etc., etc.

She is ready for her next owner's adventures without the 24 month new boat delivery time.

Exclusions

While every effort was made to list all pertinent included equipment aboard MRS HAPPY, there are some personal belongings aboard. Prospective purchasers should assume any item not specifically mentioned herein will not convey at closing.

Exclusions


Owner's personal belongings.

Disclaimer

The Company offers the details of this vessel or yacht in good faith but cannot guarantee or warrant the accuracy of this information nor warrant the condition of the vessel. A buyer should instruct his representatives, agents, or his surveyors, to investigate such details as the buyer desires validated. This vessel or yacht is offered subject to prior sale, price change, or withdrawal without notice.

PHOTOS


Salon Looking Forward




Salon Looking Forward




Salon to Port



Salon Aft to Starboard




Salon Aft to Port



Dining



Dining



Dining Looking Aft to Starboard



Dining Looking Aft to Port



Dining Looking Aft



Art Niche



Galley




Galley to Port




Galley to Starboard




Galley Side Deck Door



Galley Fridge Freezer




Galley Fridge #2




Main Deck Companionway Looking Forward




Day Head




Main Companionway Looking Aft




Master Looking Forward



Master Looking Aft to Starboard



Master Looking Aft



Master Looking Aft to Port



Master Vanity



Master Head Entrance



Master Head



Master Head



Master Head/Shower



Master Head Looking Aft




Lower Deck Companionway



VIP to Starboard




VIP to Port



VIP Looking Aft




VIP Head



VIP Shower




Portside Twin




Portside Twin Head



Portside Twin Shower



Starboard Side Twin




Starboard Side Twin Pullman



Starboard Side Twin Head




Starboard Side Twin Shower



Starboard Aft Cabin




Starboard Aft Cabin Weather Covers



Starboard Aft Cabin Inboard



Starboard Aft Head



Starboard Aft Head Shower




Port Aft Cabin




Port Aft Cabin




Port Aft Cabin Inboard




Port Aft Cabin Head




Port Aft Cabin Shower



Pilothouse



Pilothouse



Pilothouse Settee



Windlass Area



Bow Sunlounge



Bow View




Aft Deck



Aft Deck



Aft Deck



Aft Deck



Swim Platform




Garage



Garage Detail




2000 lb. Hydraulic Platform



Platform




17' Tender Stored




Plenty of Room to Open Garage



Priceless Utility



A Real "Swim Platform"



Sharks



At Sea




Flybridge Aft




Flybridge Aft




Custom Seating



Stainless Steel Umbrella



Perfect Evening



Flybridge Looking Forward




Flybridge Bar Looking Aft



Starboard Side Seating




Flybridge Looking Aft



Flybridge Hot Tub



Flybridge Laundry




Helm Seats




Helm Area




Crew Settee & Berth #4




Crew Common Area & Door to Garage




Crew Area Laundry




Captain's Cabin




Captain's Head




Crew Cabin Berths 2 & 3 & Shower




Crew Head



Engine Room Looking Forward



Port Engine




AC Behind Port Engine




Starboard Engine




Water System Behind Starboard Engine



Engine Room Electrical & Fuel Manifold




Chargers & Fuel Cleaning




At Anchor



With Toys



Sunshade



Cruising



At Rest



Great with U/W Lights!



On the Move



10/18 Bottom Paint



10/18 Bottom Paint



10/18 Prop Speed



10/18 4 New Cutlass Bearings




10/18 End Plate Props



Hydraulic Lift Mechanism



10/18 Stern Thruster



Layout 2



CONTACTS

Andrey Shestakov, leading yacht broker of the sales department of Shestakov Yacht Sales Inc. Shestakov Yacht Sales Inc., the official representative of the Miami/Fort Lauderdale FL headquarters.

Contact details

Email: **andrey@shestakovyachtsales.com**

Web: shestakovyachtsales.com/en/

Telephones

USA: **+1(954)274-4435**

Office hours

Monday – Saturday: **9:00 - 21:00** EDT

Sunday: **closed**

Address



Harbour Towne Marina, 850 NE 3rd St, STE 213, Dania, FL 33004