

GIG 'EM — EVERGLADES



Builder: EVERGLADES

Year Built: 2016

Model: Center Console

Price: PRICE ON APPLICATION

Location: United States

LOA: 43' 0" (13.11m)

Beam: 12' 0" (3.66m)

Min Draft: 2' 4" (0.71m)

Max Draft: 3' 2" (0.97m)

Our experienced yacht broker, Andrey Shestakov, will help you choose and buy a yacht that best suits your needs **Gig 'Em — EVERGLADES** from **our catalogue**. Presently, at **Shestakov Yacht Sales Inc.**, we have a wide variety of yachts available on **our sale's list**. We also work in close contact with all the big **yacht manufacturers** from all over the world.

If you would like to buy a yacht **Gig 'Em — EVERGLADES** or would like help answering any questions concerning purchasing, selling or chartering a yacht, please call **+1(954)274-4435**

TABLE OF CONTENTS

TABLE OF CONTENTS	2
SPECIFICATIONS	3
Overview	3
Basic Information	3
Dimensions	3
Speed, Capacities and Weight	3
Accommodations	3
Hull and Deck Information	3
Engine Information	4
DETAILED INFORMATION	5
Features	5
Specifications	5
Manufacturer Provided Description	10
Exclusions	10
Disclaimer	10
PHOTOS	11
Manufacturer Provided Image	13
Manufacturer Provided Image	16
Manufacturer Provided Image	16
Manufacturer Provided Image	16
CONTACTS	18
Contact details	18
Telephones	18
Office hours	18
Address	18

SPECIFICATIONS

Overview

This Everglades 435cc has a luxurious cabin, plush seating, custom etched-glass partition, and fully equipped head with standing shower. Hull is white with custom wrap. **Engine Warranty until April 2019! Trades Welcome!!**

Basic Information

Category: Center Console

Model Year: 2016

Year Built: 2016

Country: United States

Dimensions

LOA: 43' 0" (13.11m)

Beam: 12' 0" (3.66m)

Min Draft: 2' 4" (0.71m)

Max Draft: 3' 2" (0.97m)

Speed, Capacities and Weight

Displacement: 16880 Pounds

Water Capacity: 75 Gallons

Holding Tank: 30 Gallons

Fuel Capacity: 570 Gallons

Accommodations

Total Cabins: 1

Total Heads: 1

Hull and Deck Information

Hull Material: Fiberglass

Engine Information

Engines: 4

Manufacturer: Yamaha

Model: 350s

Engine Type: Outboard

Fuel Type: Gas/Petrol

DETAILED INFORMATION

Features

Electronics

- Depthsounder
- Radar
- Plotter
- Autopilot
- Radio
- Compass
- GPS
- Cockpit Speakers

Electrical Equipment

- Shore Power Inlet

Specifications

CONSTRUCTION

- Unsinkable
- Lifetime hull warranty and 5 year stem-to-stern warranty
- Variable deadrise deep v-hull
- Patented closed molded RAMCAP® construction process
- NMMA Certified
- Self-bailing cockpit
- No wood construction
- High density, closed cell, structural foam floatation
- Hull laminate - premium gel coat, vinyl-ester barrier coat, vinyl-ester skin coat, polyester print barrier and knitted bi-axle fiberglass
- High density PVC composite transom
- Hull liner and deck mated perfectly for a rigid one-piece construction, adding to its long term durability
- Hull liner completely finished inside with Class A surface
- Molded-in diamond non-skid
- Rigging troughs - molded-in and oversized for easy access
- ABS backing used to receive self tapping screws and bolts
- Aluminum fame work - custom fabricated in house meeting stringent standards, sand blasted then powder coated using premium marine grade materials
- Heavy-duty bow tow eye

- Gunwale boards - all hand laid and extra heavy duty
- Wire harnesses - manufactured in house using marine grade, tinned copper wire, high grade heat shrink connectors and waterproof deutsch plugs
- Circuit protection - circuit breakers or fuses protect all electrical circuits
- Heavy-duty rub rail with 316 stainless steel insert and end caps
- 316 cast stainless steel and chrome plated fasteners for additional corrosion and stain resistance
- All hardware bedded or gasketed to resist corrosion
- Stainless steel hinges and latches
- Upholstery - extra heavy vinyl with acrylic top coat, Tenara™ thread, and anti-mildew backing - adhered to high density plastic backing (no wood) with flow through foam cushions
- Bonding zinc plate
- Heavy-duty, welded bow and stern eyes, bedded and sealed in polyurethane
- Bronze high speed intake strainers
- Transheild™ shipping cover
- Fuel Tank - 610 gal nominal baffled aluminum

CABIN

L-shaped seating with storage beneath converts to queen-size bed. Lower vanity with microwave, refrigerator, drawer, charging station; upper vanity with 19" flat screen TV, storage, flexible light, standing shower.

- Shower, curtain and lighted partition wall
- 12K BTU Air conditioner
- 110VAC 30A system
- Water heater
- 19" Flat screen LED TV with DVD
- Microwave
- Glass bowl sink
- Stainless refrigerator
- Queen size bed that converts to a couch
- Faux granite counter tops
- China-bowl head with macerator and holding tank
- Port lights
- Vanity mirror
- Wood grain vanity and floor treatments
- Carbon monoxide detector
- CONSOLE/HARDTOP
- Helm seat with armrest, stainless steel drink holders (2)
- Console glove box/storage bin
- Console handrails

- Console power port with USB charging ports
- Stainless steel steering wheel
- Molded-in fiberglass footrest at the helm
- Fire extinguisher (3)
- Room for flat mounted 16" wide displays (3)
- Tempered glass, hydraulic sliding windshield with intelligent wiper and washer system
- Stereo speakers mounted in the hard-top
- LED Flood lighting
- Fusion control stereo head with Bluetooth and JL M-speakers
- Overhead electronics box
- Aluminum powder coated ladder
- Fiberglass hardtop with aluminum powder-coated frame includes blue and white LED lights, spreader lights (4), rod holders (7) and kingfish rod holders (2) - Patented closed molded RAMCAP® construction process
- Garmin VHF 300

DECK/COCKPIT

Bait prep/entertainment center with fresh-water sink, raw-water spigot, leader rigging and tool storage under lid, hinged cutting boards, aft-facing fold-out bench seat, 10 tackle storage trays

- 375ft 5/8 - 8PLAIT 25ft 5/16 chain with swivel and anchor
- Stainless steel plow anchor
- Electric windless
- 10" pull-up cleats cast 316 stainless steel and through bolted (6)
- Hawse pipes with fixed cleats (2)
- Blue and white LED courtesy lighting with 316 stainless steel bezels
- Stereo speakers mounted in the deck (4) with (1) subwoofer
- Stainless steel drink holders
- Cockpit coaming bolsters
- Low profile stainless steel bow rails
- Powder-coated toe rails
- Under gunwale leader storage box
- PFD under gunwale storage box (2)
- Mid-ship raw and freshwater spigots
- Electric bow filler table
- Side utility door that opens inboard
- Premier audio package - Includes JL amplifier, subwoofer and upgraded speakers
- Cockpit area - 200sf

FISHABILITY

- **Transom freezer package**
- Sliding Yeti® Cooler - 110qt
- Pressurized Circulating livewells with lights (2) - 60gal each
- Fish box in floor (fwd.: pump-out) - 225gal
- Fish box/Bait freezer (aft: self-draining) - 45gal
- Stainless steel gunwale flush mounted rod holders bedded and through bolted (11)
- Under gunwale power ports - 30A
- Command leaning post workstation
- Transom rod holders (6)
- Outrigger quick-cam cleats
- Lee® carbon-fiber outrigger package - 20' poles
- Workstation: Fiberglass molded lid, (10) drawer style tackle boxes with acrylic doors, (4) stainless steel drink holders, (4) leader spool holders, fresh water sink and raw water washdown, (2) cutting boards, built in organizer for tools and knives

MECHANICAL/ELECTRICAL

- Automatic bilge pump: aft (2) - 3700 GPH / fwd. (1) - 2000 GPH
- Sump for grey-water system
- High- water alarm
- LED anchor light
- LED navigation lights
- LED docking lights
- Ritchie® compass
- Remote controlled spotlight
- Dual cylinder trim tabs
- Air horn
- 5 Bank battery management system
- Battery charger 110VAC
- Freshwater tank - 75gal
- Custom stainless steel trim tabs with position indicator and auto retract (dual cylinder)
- Underwater lights blue and white switchable
- 5kw generator
- 50' - 30 amp shore power (port and starboard)
- Fresh-water washdown spigot
- Raw-water washdown spigot

SEATING

- Folding stern bench seat
- Helm seat with armrest
- LeBroc helm seat
- Forward lounge seating with storage and cushions
- Folding second row of seating at helm
- Bow seating

CANVAS / UPHOLSTERY

- Forward console seat cover
- Console Cover
- Leaning post/helm seat cover
- Cockpit cover

HULL COLOR

- White

ENGINE PACKAGE

- Yamaha Helm master control system (Joystick)
- All engines have stainless steel propeller(s)
- White painted engines
- Yamaha (Command Link® Plus display)
- Quad Yamaha 350hp (Command Link® Plus display)

ELECTRONICS

Three 16" displays, two glove boxes and power ports at helm

- Garmin VHF 300i AIS, Black
- Garmin GPSMAP® 7616xsv Triple displays
- Garmin GSD® 26 Remote Digital Sounder
- CHIRP Transducers
- Garmin GMR 1224 xHD2 Marine Radar
- Garmin GHP Reactor Corepack for Yamaha Helm Master
- GXM 52 SiriusXM Marine Receiver
- SiriusXM radio

- Gost GPS tracking system

Manufacturer Provided Description

At Everglades Boats, we're in the business of manufacturing dreams. Now introducing, our newest addition to the Everglades family - the 435cc. Our largest vessel to date, the 435cc is proof that sometimes, size does matter. With a luxurious cabin, plush seating, custom etched-glass partition, and fully equipped head with standing shower you'll have all the amenities of home with the functionality you've come to expect from us. Its design will pull you in - but the fishability will keep you coming back for more. With a full bait-prep workstation including 10 tackle drawers, tons of gunwale storage, and more than 300 gallons of fish boxes, freezers, and lighted livewell space, you have room for even your most successful day on the water.




Exclusions

Owner's personal belongings.

Disclaimer







The Company offers the details of this vessel or yacht in good faith but cannot guarantee or warrant the accuracy of this information nor warrant the condition of the vessel. A buyer should instruct his representatives, agents, or his surveyors, to investigate such details as the buyer desires validated. This vessel or yacht is offered subject to prior sale, price change, or withdrawal without notice.

PHOTOS








Manufacturer Provided Image










Manufacturer Provided Image




Manufacturer Provided Image



Manufacturer Provided Image





CONTACTS

Andrey Shestakov, leading yacht broker of the sales department of Shestakov Yacht Sales Inc. Shestakov Yacht Sales Inc., the official representative of the Miami/Fort Lauderdale FL headquarters.

Contact details

Email: **andrey@shestakovyachtsales.com**

Web: shestakovyachtsales.com/en/

Telephones

USA: **+1(954)274-4435**

Office hours

Monday – Saturday: **9:00 - 21:00** EDT

Sunday: **closed**

Address



Harbour Towne Marina, 850 NE 3rd St, STE 213, Dania, FL 33004