

PHANTASMA — NORDLUND



Builder: NORDLUND

LOA: 94' 0" (28.65m)

Year Built: 2003

Beam: 24' 0" (7.32m)

Model: Motor Yacht

Min Draft: 6' 0" (1.83m)

Price: PRICE ON APPLICATION

Location: United States

Our experienced yacht broker, Andrey Shestakov, will help you choose and buy a yacht that best suits your needs **PHANTASMA — NORDLUND** from **our catalogue**. Presently, at **Shestakov Yacht Sales Inc.**, we have a wide variety of yachts available on **our sale's list**. We also work in close contact with all the big **yacht manufacturers** from all over the world.

If you would like to buy a yacht **PHANTASMA — NORDLUND** or would like help answering any questions concerning purchasing, selling or chartering a yacht, please call **+1(954)274-4435**

TABLE OF CONTENTS

TABLE OF CONTENTS	2
SPECIFICATIONS	6
Overview	6
Basic Information	6
Dimensions	6
Speed, Capacities and Weight	6
Accommodations	6
Hull and Deck Information	6
Engine Information	7
DETAILED INFORMATION	8
Overview	8
Vessel Walkthrough	8
Aft Deck	9
Main Salon	10
Galley at Dining Area	10
Galley and Laundry	11
Master Stateroom	11
Master Head	11
Identical Guest Staterooms (2)	12
Identical Guest Heads (2)	12
Captains Quarters Forward	12
Crew Quarters Portside	12
Electronics and Navigation	13
Navigation Systems	13
Security Equipment	13
Electrical	14
Deck and Hull	14
Safety Equipment	14

Mechanical Equipment	14
Other Machinery	15
Miscellaneous	15
Tenders and Toys	15
Exclusions	15
Exclusions	16
Disclaimer	16
PHOTOS	17
Aft Deck	17
Aft Deck	17
Aft Deck	17
Aft Deck	17
Aft Deck/ Control Station	17
Cockpit	17
Cockpit	17
Salon	17
Salon	18
Salon	18
Salon/ Entertainment Center	18
Salon	18
Galley	18
Galley	18
Galley	18
Galley/ Dining	18
Dining	19
Day Head	19
Companionway	19
Master Stateroom	19
Master Stateroom	19

Master/ Entertainment Center	19
Master Vanity	19
Master Head	19
Master Shower	20
Guest Stateroom/ Port	20
Guest Stateroom/ Starboard	20
Guest Stateroom	20
Guest Head/ Port	20
Guest Head/ Starboard	20
Pilothouse	20
Pilothouse	20
Pilothouse/ Skylounge	21
Skylounge	21
Skylounge/ Deck	21
Skylounge/ Sun Deck	21
Boat Deck/ BBQ	21
Walkaround Deck	21
Walkaround Deck	21
Crew Quarters	21
Crew Quarters	22
Engine Room	22
Engine Room	22
Engine Room	22
Engine Room	22
Controls/ Wing Station	22
Bow	22
Other View	22
Other View	23
Aft View	23

CONTACTS	24
Contact details	24
Telephones	24
Office hours	24
Address	24

SPECIFICATIONS

Overview

This Pilothouse Motoryacht with three staterooms accommodates 6 guests, plus up to 3 crew, in three cabins. Complete custom build combining the pedigree of Nordlund Marine and Ed Monk.

Basic Information

Category: Motor Yacht

Sub Category: Pilothouse

Model Year: 2003

Year Built: 2003

Country: United States

Cockpit: Yes

Dimensions

LOA: 94' 0" (28.65m)

Beam: 24' 0" (7.32m)

Min Draft: 6' 0" (1.83m)

Speed, Capacities and Weight

Water Capacity: 600 Gallons

Fuel Capacity: 4030 Gallons

Accommodations

Total Cabins: 3

Total Heads: 3

Captain Cabin: True

Crew Cabin: 1

Hull and Deck Information

Hull Material: Fiberglass

Engine Information

Engines: 2

Manufacturer: MAN

Model: 12V2000

Engine Type: Inboard

Fuel Type: Diesel

DETAILED INFORMATION

Overview

This Pilothouse Motoryacht with three staterooms accommodates 6 guests, plus up to 3 crew, in three cabins. Complete custom build combining the pedigree of Nordlund Marine and Ed Monk, along with design features by an owner with tremendous hands-on experience. State-of-the-art construction with infused, cored-hull and mono-piece superstructure with carbon fiber reinforcements reduces weight aloft and increases efficiency. Outstanding exterior decks, including "California Deck" Cockpit with molded steps to Aft Deck and integral Swim Platform.

Enclosed Pilothouse provides comfortable cruising in all weather conditions as well as providing an outstanding "upper" Salon / Galley is stunning both in execution and visually large windows, uncluttered, expansive countertops, tremendous storage.

Technical and engineering spaces are second to none, with separate utility/workroom, Lazarette, and spectacular Engine Room, all showing "as new", overall condition is impeccable; from the bilges to storage lockers, Lazarette, and throughout, this is how every yacht should be maintained. Easily handles by minimal crew, one Owner and two Captains since new. All service protocols are up to date. Complete paint job by Luu Marine (2013 - "Awlgrip Stark White")

Vessel Walkthrough

Boarding "*Phantasma*" from the wide, integral swim platform, molded steps port and starboard lead up to the California Deck Cockpit, complete with live baitwell, storage, shore power cords and access into the Lazarette/Utility Room through a door in the Transom. Another set of molded stairs port and starboard accesses the Teak soled Aft Deck, offering built-in seating aft with a large table and additional chairs, ideal for Al-fresco dining, lounging, and entertaining. A ladder provides access to the Boat Deck and there are boarding gates port and starboard. Generous side decks lead forward, with deck head lockers for fishing gear and brush poles, as well as concealed storage for the boarding and swim ladders. The Fore Deck offers large storage lockers, and settee, along with uncluttered access to ground tackle and anchoring systems.

Entering through the sliding door aft, the main Salon provides the ideal blend of comfortable livability, featuring beautifully crafted joinery of Mahogany and pear woods and designer fabrics. An oversized sofa, with occasional chairs and coffee table to port offers a comfortable respite from your travels, while an intimate gaming/breakfast table, with four chairs is to starboard. An entertainment center and bar are concealed in cabinets in the aft corners of the main Salon, while additional storage is provided in the cabinetry below the expansive windows. The main Salon is separated from the

Galley/Dining area by a Day Head and Pantry to port and a large locker with roll out exercise bike to starboard, which also conceals the bespoke stairwells and stairwell to the lower Guest accommodations below and enclosed Pilothouse and Skylounge above.

The Galley/Dining area is sure to please all, with loads of windows, expansive stone countertops, generous storage lockers, and doors leading to port and starboard side decks. An island bar contains the range, wine fridge and storage, while the hullside cabinetry houses the dishwasher, double stainless steel sink, and range, along with loads of storage. The counter curves along the forward bulkhead with additional storage below and cabinetry above, cleverly concealing a microwave, toaster, and Brewmatic coffee maker with water supply. To starboard is the dining table with banquette seating and four chairs, with additional storage and counter space forward.

Crews Quarters is located forward of the galley/dining area, accessed through double doors and down a stairwell, providing two cabins for up to four crew, along with a large bathroom with stall shower.

The Guest accommodations Foyer offers a stacked washer/drier, and generous storage areas, with the full-beam Master Stateroom full forward, featuring a bespoke, custom centerline King berth with nightstands, two large hanging wardrobes, generous drawer storage, and vanity. His & hers en-suite baths are forward. Two identical Guest Staterooms are aft off the Foyer, each with two oversized twin berths, nightstand, hanging wardrobe, and en-suite bath with stall shower.

The Pilothouse/Skylounge is accessed via the stairwell from the Galley, permits comfortable and safe cruising in most any weather, with a forward helm console with multiple screens for navigation, cameras, radars, and all navigation and communication hardware. Visibility is outstanding and doors port and starboard access wing stations for ease of maneuvering in close quarters. Twin Stidd helm chairs, with a console between concealing radio mic and autopilot controls, charting station, and numerous drawers create convenience while cruising. Immediately aft is the entertainment center with large screen TV and bookshelves, along with L-shaped sofa and coffee tables aft to port, with ships office across to starboard.

The Boat Deck aft offers molded cabinets with storage, sink, and BBQ grill to port and large sun pad to starboard with storage below. A hatch in deck leads to the Aft Deck via a ladder, and the tender is stowed athwartship aft, serviced by the Steelhead Davit.

The engineering and technical spaces of the yacht are truly spectacular! From the well-thought

placement of equipment, serviceability, and the many custom features incorporated by builder and Owner, **“PHANTASMA”** will meet, and exceed, your highest expectations.

Aft Deck

- Table with seating for eight
- Teak Deck
- Cockpit with live well, fresh or saltwater
- Engine Room access
- Hot/cold shower
- (9) Rod holders
- 45 Gallon gas & pump
- (8) Storage closets
- (2) Side boarding gates
- Aft Anchor with Windlass
- (4) Underwater lights

Main Salon

- Custom bar port side with glass storage
- TV w/sound system on starboard
- Large entry door with marble entry
- Wall to wall carpeting
- Custom storage on starboard side
- Couch and (2) chairs port side
- Table (4) chairs starboard
- Custom Bamboo shades both sides
- Large pantry port side
- Large closet storage starboard side
- Day head port side

Galley at Dining Area

- (2) Large Sub Zero refrigerator
- (4) Draw Sub Zero freezer
- Large pantry port side
- (2) Entry doors port & starboard
- DACOR oven – 4 burner cooktop
- Bosch microwave & dishwasher
- Dinette table seats (8)
- Amtico vinyl flooring
- Wood slat window shades
- Granite countertops
- (16) Drawers & cabinet storage
- Brewmatic coffee pot
- Storage starboard side (6) cabinets

Galley and Laundry

Galley Equipment:

- Range: Dacor 4-burner
- Oven: Dacor
- Refrigeration: Sub-Zero Side by Side
- Freezer: (4) Sub-Zero freezer Drawers
- Icemaker: In Freezer
- Wine Cooler: Wine Captain
- Dishwasher: Bosch
- Trash Compactor: Broan
- General Galley: Disposal at sink, toaster, convection Microwave, Brewmatic coffee machine

Additional Galley Equipment

- Grill (2): (2) Double burner Gaggenau (Boat Deck)
- Refrigeration: Under counter in Salon bar and Pilothouse
- Freezer: Stand-up freezer in Lazarette

Laundry Equipment

- Main Laundry Washer(s): Maytag stacked unit (Accommodations Foyer)
- Main Laundry Dryer(s): Maytag stacked unit (Accommodations Foyer)
- 2nd Washer(s): Maytag full size (Utility Room)
- 2nd Dryer(s): Maytag full size (Utility Room)

Master Stateroom

- Full-size king bed w/storage underneath
- (4) Port holes for natural light
- (2) Walk in closets
- (14) Drawers and cabinets
- Samsung TV starboard side
- Vanity make-up mirror with seat port side
- Wall to wall carpeting

Master Head

- His and her sides
- (16) Cabinets and drawers -per side
- (1) Linen closet

- Pass thru shower
- (2) Port holes
- Custom counter tops
- (2) Kallista sinks and hardware
- Upgraded China Bowl toilets
- Marble flooring

Identical Guest Staterooms (2)

- Twin side by side berths
- (14) Custom Drawers and cabinets
- (1) Hanging closet
- TV-DVD - Direct TV
- Wall to wall carpeting
- (2) Port holes

Identical Guest Heads (2)

- (6) Drawers and cabinets
- (1) China Bowl upgraded toilet
- Marble flooring
- Sink w/custom counters
- Walk-in shower with seat
- (2) Large mirrors

Captains Quarters Forward

- Captains side full berth
- DirecTV
- Sink, mirror & storage
- (24) Drawer & cabinet storage
- Wall to wall carpeting
- Water tight door

Crew Quarters Portside

- DirecTV and DVD
- (11) Drawer and cabinets
- Desk & chair
- Carpeting

- Complete head with shower starboard side
- (15) Cabinet drawer storage in head
- Access in floor to Bow Thruster

Electronics and Navigation

- Communication Systems
- Satellite TV System: SeaTel 2498S
- Telephone System: Charles CPhone with 8 extensions
- SSB: Icom M802 (Pilothouse)
- VHF Fixed: Icom M604 (2016) (with Hailer function) (Pilothouse) Icom M502 (Pilothouse)
- Intercom System: Off Ships Phone System
- Internal Ships Comm. System: Off Ships Phone System

Navigation Systems

- Radar #1: Furuno FR215B (Pilothouse)
- Radar #2: Furuno NavNet Digital Color Display (Pilothouse)
- Depth Sounder: (2) B&G H1000 Digital Depth w/ Wind & Speed (Pilothouse & Aft Deck)
- B&G H1000 with 3 repeaters (Master Berth, Crew Berth and California)
- NAIAD Stability Display with dedicated Furuno GP-32 GPS
- (2) Furuno RD33 multi-function displays (Port & Starboard wing) Video
- Video Sounder: Furuno NavNet Color Video Depth with Digital (Pilothouse)
- GPS: Furuno GP32 (Pilothouse)
- Compass: Furuno SC60 Sat Compass
- Plotter Software: NobelTec Trident
- AIS: Amec (Interfaced to NavNet and Computer) (Pilothouse)
- Weather Fax: Furuno Fax30 (Pilothouse)
- Wind Indicator: B&G H1000 (Pilothouse)
- Speed Indicator: B&G H1000 (Pilothouse)
- Autopilot: (2) Simrad (Pilothouse)
- Misc: Nordlund Ships Monitor System with alarms

Security Equipment

- CCTV System Manufacturer: Elbex with pan & tilt cameras on Aft Deck & Engine Room

Electrical

- Gen #1: Northern Lights 40kW @ 1800 RPM with 7640 hours as of 04.18
- Gen #2: Northern Lights 40kW @ 1800 RPM with 7642 hours with 04.18
- Output: 220v AC, Single Phase, 60 Hz
- Main Engine Starting: (4) 24V 8D - Charger (New 12/16)
- House Service: (4) 24V 8D - (New 4/17)
- Emergency: (2) 12V 4D Charged: Constavolt
- Generator Starting: (2) 24V 8D - Port Gen battery (New 2/18) - Charger new 2/18)
- Misc.: (2) Charles IsoBoost 100 isolation/booster transformer;
ElectroGuard 601/701 Anti-Corrosion System

Deck and Hull

- Anchor Windlass System: (1) Maxwell 4500VCG (1) Hydraulic Drum Windlass (Aft)
- Anchors: (1) Bruce 220lb (Foredeck) (1) Plow 75lb (Spare) (1) Danforth FX55 (Aft)
- Anchor Chain & Rode: 300' x 5/8" BBB
- Davit/Cranes: Steelhead, 3,000lbs capacity
- Accommodation Ladders: Marquipt 7 step
- Spotlights: Jabsco

Deck lights on boat deck and cockpit Aft deck boarding gates port and starboard Rod lockers in side deck heads storage lockers on Fore Deck fresh water high pressure pump hook-ups on deck Custom 4 step S.S. swim ladder Wind shield cover seating and table covers (2) Rod holders in transom gunwale S.S. gates from cockpit to swim platform Ladder from Aft Deck to Boat Deck removable S.S. staple rails on platform windshield wipers w/Exalto controls livewell in Transom saltwater wash-down.

Safety Equipment

- Life Rafts: (1) Winslow Coastal (8) person in valise
- EPIRBS: ACR 406hZ EPIRB
- Flares: Complete USCG Signal Kit
- Medical: First Aid Kit

Mechanical Equipment

- Main Engines: (2) MTU 12V2000 (1480HP each @ 2300RPM)

- Engine Hours: STBD: 5616 hrs 57,648 gals (4/18); PORT: 5609 hrs 57228 gals (4/18)
- Gearboxes: Twin Disc, Model: DD6557A
- Drive: Propeller
- Air-Conditioning: Aqua-Air 18,000 BTU's / 15 tons with air handling units
- 3 Chillers - 5 tons each

Other Machinery

- Watermaker #1: Sea Recovery 50 GPH
- Watermaker #2: Sea Recovery 50 GPH
- Fresh Water System: (2) 220v Headhunter pumps
- Stabilizers: Naiad
- Bow Thruster: Key Power 56HP - Hydraulic
- Stern Thruster: Key Power 36HP - Hydraulic
- Fuel Filtrations: Dual Racor 1000's on each main, Single Racor 1000's on each gen
- Sewage System: Headhunter TidaWave
- Steering System: Jastram Hydraulic
- Emergency Steering: Manual
- Helm Control Stations: 4 (Pilothouse, Port & Starboard Stations, Aft Deck)

Miscellaneous

- Jastram Hydraulic Pack w/PTO on both mains and back up electrical pump
- 45USG gasoline fueling station for tender
- Oil change system with 112USG new oil tank
- 200USG gray water tank
- 200USG black water tank
- 50USG black water treatment tank
- Delta-T engine room ventilation

Tenders and Toys

- Yamaha 115 hp with 235 hours
- 10' Inflatable w/ 3 hp Johnson outboard

Exclusions

Owner's personal belongings. A detailed list of exclusions will be provided at the time of sale, upon written request.

Exclusions


Owner's personal belongings.

Disclaimer


The Company offers the details of this vessel or yacht in good faith but cannot guarantee or warrant the accuracy of this information nor warrant the condition of the vessel. A buyer should instruct his representatives, agents, or his surveyors, to investigate such details as the buyer desires validated. This vessel or yacht is offered subject to prior sale, price change, or withdrawal without notice.

PHOTOS


Aft Deck




Aft Deck




Aft Deck




Aft Deck




Aft Deck/ Control Station



Cockpit



Cockpit



Salon



Salon




Salon




Salon/ Entertainment Center




Salon




Galley



Galley



Galley



Galley/ Dining




Dining




Day Head




Companionway



Master Stateroom




Master Stateroom



Master/ Entertainment Center




Master Vanity



Master Head




Master Shower



Guest Stateroom/ Port




Guest Stateroom/ Starboard




Guest Stateroom




Guest Head/ Port




Guest Head/ Starboard




Pilothouse



Pilothouse




Pilothouse/ Skylounge



Skylounge




Skylounge/ Deck




Skylounge/ Sun Deck




Boat Deck/ BBQ




Walkaround Deck



Walkaround Deck



Crew Quarters



Crew Quarters



Engine Room




Engine Room



Engine Room




Engine Room




Controls/ Wing Station




Bow



Other View



Other View



Aft View



CONTACTS

Andrey Shestakov, leading yacht broker of the sales department of Shestakov Yacht Sales Inc. Shestakov Yacht Sales Inc., the official representative of the Miami/Fort Lauderdale FL headquarters.

Contact details

Email: **andrey@shestakovyachtsales.com**

Web: shestakovyachtsales.com/en/

Telephones

USA: **+1(954)274-4435**

Office hours

Monday – Saturday: **9:00 - 21:00** EDT

Sunday: **closed**

Address



Harbour Towne Marina, 850 NE 3rd St, STE 213, Dania, FL 33004