

MA-TI — EDGEWATER



Builder: EDGEWATER

Year Built: 2014

Model: Center Console

Price: PRICE ON APPLICATION

Location: United States

LOA: 33' 0" (10.06m)

Beam: 11' 2" (3.40m)

Min Draft: 2' 1" (0.63m)

Max Draft: 2' 10" (0.86m)

Cruise Speed: 30 Kts. (35 MPH)

Max Speed: 42 Kts. (48 MPH)

Our experienced yacht broker, Andrey Shestakov, will help you choose and buy a yacht that best suits your needs **MA-TI — EDGEWATER** from **our catalogue**. Presently, at **Shestakov Yacht Sales Inc.**, we have a wide variety of yachts available on **our sale's list**. We also work in close contact with all the big **yacht manufacturers** from all over the world.

If you would like to buy a yacht **MA-TI — EDGEWATER** or would like help answering any questions concerning purchasing, selling or chartering a yacht, please call **+1(954)274-4435**

TABLE OF CONTENTS

TABLE OF CONTENTS	2
SPECIFICATIONS	5
Overview	5
Basic Information	5
Dimensions	5
Speed, Capacities and Weight	5
Accommodations	6
Hull and Deck Information	6
Engine Information	6
DETAILED INFORMATION	7
Construction	7
Accommodations	7
Electronics	7
Hardware	8
Console and Hardtop	8
Cabin	8
Seating and Storage	9
Electrical	10
Generator	10
Anchor Windlass	10
Engine Package	11
Performance	11
Exclusions	11
Disclaimer	11
PHOTOS	12
2	12
3	12
4	12

5	12
6	12
7	12
8	12
9	12
10	13
11	13
12	13
13	13
14	13
15	13
16	13
17	13
18	14
19	14
20	14
21	14
22	14
23	14
24	14
25	14
26	15
27	15
28	15
29	15
30	15
31	15
32	15
33	15

34	16
35	16
36	16
37	16
38	16
39	16
40	16
41	16
42	17
43	17
44	17
45	17
46	17
47	17
48	17
49	17
CONTACTS	18
Contact details	18
Telephones	18
Office hours	18
Address	18

SPECIFICATIONS

Overview

Under 20 Total Hours Yamaha YES Warranty til October 2020 One Owner Boat This 2014 Edgewater 335EX is as close to being in new condition as you will find. This boat is the perfect family cruising/fishing boat, as well as a wonderfully equipped serious fishing machine. I feel confident that you will not find a cleaner or better equipped 335EX unless you are buying new. Come buy this boat and save big time, the list price on this boat today is over \$500,000! If you are considering purchasing any of the following boats: Boston Whaler, Grady White, Everglades, or Pursuit, you must see this Edgewater!

Basic Information

Category: Center Console

Model Year: 2014

Year Built: 2014

Country: United States

Dimensions

LOA: 33' 0" (10.06m)

LOD: 34' 6" (10.52m)

Beam: 11' 2" (3.40m)

Min Draft: 2' 1" (0.63m)

Max Draft: 2' 10" (0.86m)

Clearance: 10' 6" (3.20m)

Speed, Capacities and Weight

Cruise Speed: 30 Kts. (35 MPH)

Max Speed: 42 Kts. (48 MPH)

Displacement: 12900 Pounds

Water Capacity: 39 Gallons

Fuel Capacity: 280 Gallons

Accommodations

Total Cabins: 1

Hull and Deck Information

Hull Material: Fiberglass

Hull Configuration: Deep Vee

Hull Color: Blue

Engine Information

Engines: 2

Manufacturer: Yamaha

Model: F350XCB

Engine Type: Outboard

Fuel Type: Gas/Petrol

DETAILED INFORMATION

Construction

- Single Piece Infusion (SPI) Structural System
- Limited Lifetime Structural Hull Warranty
- NMMA, ABYC & CE Certified
- Self Bailing Non-Skid Decks
- NO WOOD All Composite Construction
- Closed-Cell Foam Flotation
- Variable Deadrise Deep V Hull
- High Density Composite Transom

Accommodations

An unrivaled combination of advanced technology and thoughtful design makes the new 335EX perfect as a deep sea fishing boat, but is our most versatile and comfortable EdgeWater ever. The ample storage, well-appointed galley, stand-up head and incredibly roomy cabin that sleeps six makes the 335EX perfect as a deep sea fishing boat, for escaping to the islands for a long weekend or an overnighter at the dock. Built with EdgeWater's proprietary SPI® construction, the unsinkable deep-V hull utilizes reliable Yamaha power to safely extend your range well beyond any comparable express deep sea fishing boat. For the boater who wants everything ... and a little bit more, the 335EX is intelligently designed to deliver years of fun and adventures on the water.

Electronics

- Garmin 7215 GPS/Radar/Sounder
- Garmin 200 VHF Radio w/ Antenna
- Garmin GMR424xHD2 4' 4kw Open Array Radar
- Garmin Auto Pilot
- Clarion Stereo Package w/ USB-Aux Port, Bluetooth & JL Audio 7.7" Speakers (4)
- Sirius Satellite Radio for Stereo Package
- Cabin TV Package: 3 TV's
- 12V LED at bridge deck
- V-Berth TV
- Aft Cabin
- 12V LED TV/DVD Player, CATV Inlet & Cable
- Dinette Stereo/DVD Player, JL Audio Speakers (2),
- Hardtop Mounted TV Antenna for Cabin TV Package Cockpit

Hardware

- Under Gunwale Rod Racks w/ SS Toe Rails
- Stainless Steel Gunwale Mounted Rod Holders (4)
- Freshwater System w/ 39 Gallon Tank
- Cockpit Fiberglass Generator & Bilge Access Hatches
- 8kW Panda Diesel Generator w/ 21 Gallon Fuel Tank
- Removable Armstrong Transom Boarding Ladder
- Walk-Thru Transom Door w/ Stainless Steel Latch
- Aluminum Transom Mount Rod Holders (4)
- Transom Shore Power Cord Storage Drawer
- Stainless Steel Bow and Stern Eyes (3)
- Stainless Steel Bow Rail
- 10" Stainless Steel Bow/Springline Cleats (4ea)
- 10" Stainless Steel Under Gunwale Cockpit Cleats (4)
- Stainless Steel Cockpit Fender Cleats (4)
- Bomar® 24" x 24" SS Hatch Over V-Berth
- Bomar® 12" x 12" SS Hatches (2) Over Galley & Dinette
- Bomar® SS Portlights w/ Screens (4)
- Fire Extinguishers (3)

Console and Hardtop

- Fiberglass Hardtop w/ Electronics Boxes (2), Rod Holders (8)
- Custom Tempered Glass Windshield w/ Center Power Vent & Aluminum Frame
- Hydraulic Seastar® Steering w/ Tilt Helm
- Seastar® Tournament Series Hydraulic Steering Cylinder (2)
- Edson® Stainless Steel Steering Wheel w/ Power Knob
- Ritchie Compass
- Folding Aluminum Helm Footrests (2)
- Integrated Starboard Helm Footrest
- 500QT Cockpit In-Floor Fishbox w/ Pumpout
- 180QT Transom Cooler w/ Overboard Drain
- Port Transom 28 Gallon Baitwell
- Port Prep Station 45 Gallon Baitwell w/ Cutting Board
- Pull-Out Starboard Prep Station 120V Electric Grill
- Starboard Prep Station w/ Locking Drawer Storage
- Transom Sink w/ Pull-Out Fresh Water Shower

Cabin

- Locking Slider Cabin Door w/ Vent Screen

- Entry Door w/ Smoked Plexiglass Cover
- Fiberglass Cabin Headliner
- Integral OceanAir Shade/Screens in Overhead Bomar Hatches (3)
- Corian® Galley Countertop w/ Removable Trash Can, Stainless Steel Sink w/ Cover Cutting Board
- Wood Laminate Galley Cabinets w/ Dishracks
- V-Berth w/ Flip-Up Extender, Backrests, Storage Bins, Drink Holders, Mattress, Cover & Pillows
- Dinette Area w/ Pop-Up Wood Table, Converts to a Single Berth w/ Flip-up Backrest & Filler Cushion
- Dinette under Seat Storage Compartment
- Wood Laminate Dinette Storage Cabinets
- Aft Cabin Convertible Double Berth/U-Shaped Lounge
- Aft Cabin Rod Storage Racks (6)
- Aft Cabin Cedar Lined Hanging Locker
- Aft Cabin Port Storage Bins (2)
- Enclosed Head Compartment w/ Wood Laminate Enclosure
- Full Length Mirror on Inside of Head Door
- Corian® Head Countertop w/ SS Sink, Faucet & Soap Dispenser
- Head Storage Drawers w/ Flip-Up Vanity Mirror
- Upper Head Storage Compartments w/ Portlight
- Adjustable Height Stand Up Shower
- Durable Teak Look No-Slip Flooring
- Main 120V and Generator Control Panels at Cabin
- LED Overhead Cabin Lighting
- Blue Indirect LED Accent and Step Lighting
- LED Reading Lights in Aft Berth, Dinette & V-Berth
- 12,000 BTU Air Conditioner w/ Digital Controller
- Single Burner Flush Cooktop w/ Pop-up Potholders
- Microwave Oven
- Stainless Steel Galley Refrigerator
- 4 Bottle Galley Wine Chiller

Seating and Storage

- Heavy-Duty Marine Grade UV Resistant Vinyl Upholstery
- Fiberglass Back Flip-Bolster 36" Helm Seats w/ Folding Armrests
- Flush Folding Port Aft Facing Cockpit Seat
- Flush Folding Stern Bench Seat w/ Backrest
- Locking Port Side Helm Storage Compartment
- Starboard Walkway Storage Drawer
- Drink Holders at All Seating Locations

Electrical

- LED Cockpit/Livewell Lighting
- LED Navigation Lights
- LED Spreader Lights (3), 4-Color LED Overhead Lights (6), LED Work Lights (2), Full Weather Curtain Set
- LED Blue Underwater Lights (2)
- 2200 GPH Auto/Manual Bilge Pump Aft (2)
- 1000 GPH Auto/Manual Bilge Pump Midship (1)
- Twin Engine Ready Fuel & Electrical Systems
- Side Power® SE60 Electric Bow Thruster w/ Console Joystick (without Helm Master)
- SS Anchor Windlass w/ 200" Rode-15' Chain
- Electric Head w/ Holding Tank, Overboard Discharge
- Dockside Pump out
- 800GPH Shower Sump w/ Overboard Discharge
- Heavy Duty Windshield Wipers w/ Fresh Water Sprayers (2)
- Helm Switch Panels w/ Waterproof Switches
- Helm 12V Main Breaker Panel w/ Voltmeters
- Lockable Cockpit Battery Switch Panel Compartment
- House/Engine Battery System w/ On-Off Switches (3)
- Battery Isolator & Console Parallel Switch
- Battery Charger (3 Bank)
- Port Side Prep Station Switch Panel for Pumps & Lights
- Waterproof Electrical Connectors & Tin-Plated Copper Wiring
- Aft Bilge Locker Lighting
- 4.2 Gallon 120V Water Heater
- 12,000BTU Cockpit Air Conditioner w/ Digital Controller
- Stainless Steel Cockpit Refrigerator
- Lenco® Recessed Electric Trim Tabs w/ Indicators

Generator

- Panda Diesel Generator 8KW
- Model PMS 8000NE with cover

Anchor Windlass

- Stainless Steel 22LB Anchor w/ Swivel
- Bow Anchor Locker w/ Overboard Drain
- Bow Pulpit w/ SS Anchor Roller w/ 8" SS Cleat & Anchor Retainer
- Stainless Steel Hull Anchor Chafe Plate

- Concealed SS Anchor Windlass w/ 200' Rode-15' Chain
- Rope Locker w/ Pull-out Fresh Water Washdown

Engine Package

- Bow Thruster
- Yamaha F350 Four Stroke w/ Command Link Plus Electronic Controls, Digital Command Link Plus Multi-function Engine Display
- Stainless Steel Props
- Fuel/Water Separators
- (2), Group 29 Battery & Tray (4)

Performance

YAMAHA TWIN F350'SRPM MPH GPH MPG1000 5.7 3.1 1.871500 7.9 5.3 1.502000 9.4
8.6 1.102500 10.9 12.4 0.883000 13.5 17.9 0.763500 21.6 21.8 0.994000 29.2 26.6
1.104500 34.0 33.1 1.035000 39.3 39.6 0.995500 43.8 44.6 0.986050 48.8 61.9 0.79

Exclusions


Owner's personal belongings.

Disclaimer


The Company offers the details of this vessel or yacht in good faith but cannot guarantee or warrant the accuracy of this information nor warrant the condition of the vessel. A buyer should instruct his representatives, agents, or his surveyors, to investigate such details as the buyer desires validated. This vessel or yacht is offered subject to prior sale, price change, or withdrawal without notice.

PHOTOS


2




3




4




5




6




7




8




9



10




11




12




13




14




15




16




17




18




19




20




21




22




23




24




25



26



27




28




29




30




31




32




33




34




35




36




37




38




39




40




41



42




43




44




45




46




47



48



49



CONTACTS

Andrey Shestakov, leading yacht broker of the sales department of Shestakov Yacht Sales Inc. Shestakov Yacht Sales Inc., the official representative of the Miami/Fort Lauderdale FL headquarters.

Contact details

Email: **andrey@shestakovyachtsales.com**

Web: shestakovyachtsales.com/en/

Telephones

USA: **+1(954)274-4435**

Office hours

Monday – Saturday: **9:00 - 21:00** EDT

Sunday: **closed**

Address



Harbour Towne Marina, 850 NE 3rd St, STE 213, Dania, FL 33004