

52FT 2007 BENETEAU 523 — BENETEAU



Builder: [BENETEAU](#)

Year Built: 2007

Model: Cruising Sailboat

Price: PRICE ON APPLICATION

Location: United States

LOA: 52' 0" (15.85m)

Beam: 16' 1" (4.90m)

Max Draft: 7' 6" (2.29m)

Our experienced yacht broker, Andrey Shestakov, will help you choose and buy a yacht that best suits your needs **52ft 2007 Beneteau 523 — BENETEAU** from **our catalogue**. Presently, at **Shestakov Yacht Sales Inc.**, we have a wide variety of yachts available on **our sale's list**. We also work in close contact with all the big **yacht manufacturers** from all over the world.

If you would like to buy a yacht **52ft 2007 Beneteau 523 — BENETEAU** or would like help answering any questions concerning purchasing, selling or chartering a yacht, please call **+1(954)274-4435**

TABLE OF CONTENTS

TABLE OF CONTENTS	2
SPECIFICATIONS	5
Overview	5
Basic Information	5
Dimensions	5
Speed, Capacities and Weight	5
Accommodations	6
Hull and Deck Information	6
DETAILED INFORMATION	7
SALON and GALLEY	7
Owners Cabin and Private Head	8
Aft Cabins and Heads (2)	8
Plumbing and Electrical	9
Engine	9
Sails and Sail Area	10
Deck and Steering System	10
Rigging	11
Electronics	12
Exclusions	12
Disclaimer	12
PHOTOS	13
Port quarter	13
Starboard side	13
Stern view	13
New Raymarine touchscreen	13
Large cockpit	13
Primary helm	13
Starboard helm	13

Port helm	13
Deck	14
Deck looking forward	14
Windlass	14
Cabin Layout	14
Dinghy	14
Saloon	14
full galley view	14
Dining settee	14
Port saloon	15
Companionway	15
Sink, Stove and Microwave	15
Refrigerator doors	15
Refrigerator doors open	15
Navigation station	15
Navigation station detail	15
Starboard aft berth	15
Port aft berth	16
Master cabin	16
Master berth	16
Master vanity and TV	16
Engine	16
Dolphin	16
Generator	16
CONTACTS	17
Contact details	17
Telephones	17
Office hours	17
Address	17

SPECIFICATIONS

Overview

Named Cruising Worlds "Best Full Sized Cruiser" in 2006.

Designed for demanding owners with voyages in mind, this 4 cabin yacht is pure luxury and a pleasure to sail. The deck equipment has been designed for optimal maneuverability and accessibility. Her salon is sophisticated and has exceptional light throughout.

Clean and well maintained by knowledgeable owners she is ready to go immediately.

- 4 Cabin w/crew - additional cabin in the forepeak
- Generator
- New Raymarine Hybrid touchscreen GPS/Chartplotter
- Bow thruster

Basic Information

Category: Cruising Sailboat

Sub Category: Cruising/Racing Sailboat

Model Year: 2007

Year Built: 2007

Country: United States

Dimensions

LOA: 52' 0" (15.85m)

LWL: 48' 0" (14.63m)

Beam: 16' 1" (4.90m)

Max Draft: 7' 6" (2.29m)

MFG Length: 52' 2" (15.90m)

Speed, Capacities and Weight

Displacement: 32800 Pounds

Water Capacity: 251 Gallons

Fuel Capacity: 119 Gallons

Accommodations

Total Cabins: 4

Total Berths: 3

Total Heads: 4

Hull and Deck Information

Hull Material: Fiberglass

DETAILED INFORMATION

SALON and GALLEY

Companionway

- Molded wooden steps & solid wooden sides and hinged with gas struts for easy engine access
- 1.6" sound-proofing foam
- Tinted plexiglass hatch boards

Salon to Port

- U-shaped salon with settee and (4) cushions
- Modular salon table on stainless steel base, Bar unit and cupboard
- (2) Opening ports and (1) fixed port w/curtains
- Hull ports with curtain
- (1) Opening deck hatch
- Large panoramic window 3 x (320 x 600) with
- (2) Opening hatches with blinds
- (5) halogen ceiling lights
- Large flat screen TV

Galley to Starboard

- Gimballed stainless steel 3-burner Force 10 w/oven and stainless steel stove protection bar
- (2) 12 Volt, 34 gal front opening electric fridge
- Microwave built into work surface unit
- Rectangular double stainless steel sink
- (2) Opening ports with curtains
- Opening hatch with blind
- (3) Halogen and (1) fluorescent ceiling lights

Chart Table to Starboard

- Chart table w/chart storage & molded wood panel for navigation instruments
- Curved navigator's seat with storage
- Shelf under chart table
- Opening hatch w/curtain over chart table
- Stereo radio/CD player with (2) speakers in salon and (2) speakers in the cockpit
- Electrical panel
- (2) Halogen ceiling lights

Owners Cabin and Private Head

Owner's Cabin Forward

- Island Berth type double berth w/slatted base (6'6" x 4'7") with high density foam mattress
- Shelving along the hull
- (2) Drawers under the berth
- Hanging locker to port & starboard
- Closed shelving w/vented doors
- Bench seat to port
- Dresser table w/courtesy mirror & bench seat
- (2) Reading lamps with shades on bulkhead
- (3) Halogen ceiling lights with two-way switch and (2) lightbars
- (5) Opening hatches
- Flat screen TV

Private Head with Separate Shower

- Electric Marine Toilet
- Molded washbasin and glass counter
- Mirrors & Cupboard
- (2) Halogen ceiling lights and lightbar
- Opening hatch

Aft Cabins and Heads (2)

Cabins

- Double berth 6'7" x 5'8"
- Shelving along the hull, storage under cockpit
- Hanging locker
- (2) Opening ports to cockpit with curtains
- (2) Opening ports w/curtains on coachroof
- (2) Opening hatches with blinds
- (1) Ceiling light and (2) reading lights

Two Aft Heads

- Shower
- Acrylic large bowl marine toilet
- Holding tank in all heads
- Molded washbasin with glass countertop
- Hot and cold mixer tap

- Mirrors
- Locker in starboard heads for holding tank
- Opening port
- Halogen ceiling light and lightbar

Plumbing and Electrical

Plumbing

- Draining: Water system w/filters & expansion tank
- All sea-cocks are fitted with turn-off valves
- Electric shower pump in the head compartments
- Manual and electric bilge pump
- **Fresh water: 250 gal standard**
- Hot Water: provided by a 11 gal water heater or by a 110 Volt shore power supply
- Hot & Cold water shower on swim platform

Electrical

- 12 Volt, 24-function electrical panel & 4-function 110 Volt panel
- 12 Volt sockets
- (4) 140 Amp service batteries
- (1) 140 Amp engine battery
- Inverter
- Voltmeter and ammeter
- Battery charge warning light
- Dolphin 12v 40 AMP charger
- Monitor for water and fuel tanks
- 110 Volt shore supply with 40 Amp battery charger
- Alternator with power distributor
- (8) Sockets
- (36) Halogen ceiling lights
- (7) Reading lights
- (2) Fluorescent lights
- (3) Lamps with shades
- (4) Courtesy lights
- (2) Indirect lights in salon
- Navigation lights (stern & bow), combined
- steaming and deck light, and anchor light
- **Kohler generator**

Engine

Engine Equipment

- Yanmar 4JH4HTE – 100 hp
- Engine mounting built into the hull liner
- Foam sound-proofed engine compartment
- Engine control panel and control lever at helm
- Stainless steel propeller shaft w/GRP skeg
- Flexi-fold 3-blade propeller
- 119 gal fuel tank (optional extra 53 gal capacity)
- **Kohler 7.5 kW Generator, 160 hrs**

Sails and Sail Area

SAILS

- 130 % genoa with anti-UV Cover
- In mast roller furling mainsail
- Gennaker w/sock

Deck and Steering System

On Deck

- Welded stainless steel bow fitting w/(2) bow rollers
- (6) 400mm alum. mooring cleats & SS rubbing strike plate (bow, midships, stern)
- Self-draining anchor locker w/eye bolt for bitter end
- **1800W horizontal electric windlass w/circuit breaker & 12 Volt relay, integral up & down controls 3/8" gypsy and Double locker lids for easy access**
- Stainless steel open pulpit forward w/teak step and navigation lights (1 port and 1 starboard)
- Stainless steel stern pulpit
- Lifelines supported by (8) single and (4) double stainless steel stanchions
- Teak cap rails
- (2) Hinged boarding gates for transom access
- (4) Stainless steel handrails on coachroof (forward and midships)
- (2) Stainless steel mast pulpits
- (2) Large sail lockers & storage space for lines
- (2) Lockers under helm seats
- (1) Double gas tank locker to port
- Teak slatted cockpit floor to port
- Teak drop-leaf cockpit table, stainless steel base and GRP support (bottle and glass storage) and stainless steel handrail.

- (2) Glass holders, port & starboard helm positions
- (2) Waterproof speakers
- Cockpit light w/12V socket
- Locker for liferaft storage on aft deck
- Wet locker to port on aft deck
- Teak-slatted swim platform with swim ladder with teak treads
- Cockpit shower w/pressurized hot & cold water
- Protective rubber transom guard
- **Dodger**
- **Bimini**
- **Magma BBQ**

Steering System

- Rudder with glass composite stock
- **Dual helm station**
- Twin 1000mm dia. leather trimmed steering wheels
- Twin bulkhead type steering gear
- (2) Steering compasses w/stainless steel handrail
- Emergency tiller
- **Bow thruster w/separate 12 Volt battery**

Rigging

Standing Rigging

- Stainless steel standing rigging (forestay, upper shrouds, aft lower shrouds, double backstay)
- Genoa furling gear
- Inner Forestay - Removable

Running Rigging

- Main halyard led aft to electric winch
- (2) Automatic reefing lines
- Genoa halyard with jammer for mast storage (to free up cockpit space)
- Boom topping lift
- Mainsail sheet with tackle
- (2) Genoa sheets
- Rigid boom vang with tackle
- (1) Genoa furling line led aft to cockpit
- (2) Deck organizers with (6) sheaves
- (7) Jammers to port (electric winch) and (3) to starboard are standard
- (6) Cleats for halyards and reefing lines

Mainsail System

- Mainsheet traveller on coachroof w/control lines led aft to cockpit
- Mainsheet block assembly
- Mainsheet led aft onto electric winch in cockpit

Genoa System

- Genoa furling line is led aft to electric winch
- (2) 11'6" genoa tracks w/adjustable cars
- Sheets are led aft to winches w/in reach of helm

Winches - All Harken winches with chrome finish

(2) Genoa sheet winches (66.2 STC) - Electric

(2) Coachroof winches (44.2 STC), including (1) electric winch to port

(2) Secondary winches (53) Electric

(3) Winch handles and (2) winch handle pockets

Electronics

Raymarine

- Radar
- (2) NEW Raymarine hybrid touchscreen GPS/Chartplotter in cockpit and below
- Auto Pilot
- Dept, wind, speed

Exclusions

Owner's personal belongings.

Disclaimer

The Company offers the details of this vessel or yacht in good faith but cannot guarantee or warrant the accuracy of this information nor warrant the condition of the vessel. A buyer should instruct his representatives, agents, or his surveyors, to investigate such details as the buyer desires validated. This vessel or yacht is offered subject to prior sale, price change, or withdrawal without notice.

PHOTOS


Port quarter




Starboard side




Stern view




New Raymarine touchscreen



Large cockpit



Primary helm



Starboard helm



Port helm



Deck



Deck looking forward



Windlass



Cabin Layout



Dinghy



Saloon



full galley view



Dining settee



Port saloon



Companionway



Sink, Stove and Microwave



Refrigerator doors



Refrigerator doors open



Navigation station



Navigation station detail



Starboard aft berth



Port aft berth



Master cabin



Master berth



Master vanity and TV




Engine



Dolphin



Generator



CONTACTS

Andrey Shestakov, leading yacht broker of the sales department of Shestakov Yacht Sales Inc. Shestakov Yacht Sales Inc., the official representative of the Miami/Fort Lauderdale FL headquarters.

Contact details

Email: **andrey@shestakovyachtsales.com**

Web: shestakovyachtsales.com/en/

Telephones

USA: **+1(954)274-4435**

Office hours

Monday – Saturday: **9:00 - 21:00** EDT

Sunday: **closed**

Address



Harbour Towne Marina, 850 NE 3rd St, STE 213, Dania, FL 33004