

CHINTA MANIS — STEPHENS MARINE



Судостроитель: STEPHENS MARINE

Год постройки: 1975

Модель: Моторная яхта

Цена: ЦЕНА ЯХТЫ ПО ЗАПРОСУ

Местонахождение: United States

Длина общая: 86' 0" (26.21m)

Ширина: 20' 6" (6.25m)

Мин. осадка: 6' 8" (2.03m)

Макс. осадка: 6' 8" (2.03m)

Крейс. скорость: 10 Kts. (12 MPH)

Макс. скорость: 14 Kts. (16 MPH)

Купить **CHINTA MANIS — STEPHENS MARINE** а также выбрать подходящую вам яхту из нашего **каталога яхт** вам поможет опытный яхтенный брокер Андрей Шестаков. На сегодняшний день компания **Shestakov Yacht Sales Inc.** имеет большое количество яхт в **собственном списке продаж**, а также тесно сотрудничает со всеми крупными **яхтенными производителями** по всему миру.

Для того чтобы купить яхту **CHINTA MANIS — STEPHENS MARINE** а также проконсультироваться по любому вопросу связанному с покупкой, продажей, чартером яхт позвоните по телефону **+7(918)465-66-44**.

ОГЛАВЛЕНИЕ

ОГЛАВЛЕНИЕ	2
ХАРАКТЕРИСТИКИ	4
Обзор	4
Основная информация	4
Размеры	4
Скорость, вместимость и масса	5
Размещение	5
Корпус и палуба	5
Информация о двигателе	5
ПОДРОБНОЕ ОПИСАНИЕ	6
INTRODUCTION	6
ACCOMMODATIONS and LAYOUT	6
ELECTRICAL SYSTEM	8
ELECTRONICS and NAVIGATION EQUIPMENT	8
ENGINE / MECHANICAL EQUIPMENT	9
DECK EQUIPMENT	9
ADDITIONAL EQUIPMENT	10
SAFETY EQUIPMENT	10
RECREATION	10
EXCLUSIONS	10
Исключения	10
Отказ от ответственности	10
ФОТОГРАФИИ	12
Bow Profile	12
Pilothouse	12
Pilothouse	12
Pilothouse	12
Pilothouse Settee	12

Dining	12
Salon	12
Salon	12
Galley Forward	13
Galley Aft	13
Master Stateroom	13
Master Stateroom, Port	13
Master Head	13
Guest Stateroom, Port	13
Guest Stateroom, Stbd.	13
Crew Cabin	13
Crew Dinette	14
Foredeck	14
Wing Station	14
Aft Deck	14
Upper Deck	14
Engine Room	14
Engine Room	14
Profile	14
Profile, On the Hard	15
Layout	15
КОНТАКТЫ	16
Контактная информация	16
Телефоны	16
Время работы	16
Адрес	16

ХАРАКТЕРИСТИКИ

Обзор

Heavily constructed to extremely high standards by Stephens Marine of Stockton, California, CHINTA MANIS is a true oceangoing motor yacht with many of the attributes of a small ship. With a 4,000 mile range, she has crossed the Atlantic twice and the Pacific once and has cruised the Mediterranean, Caribbean, Bahamas, Alaska, French Polynesia, Fiji and New Caledonia. Her stately lines and seagoing appearance stand out in any port she visits.

CHINTA MANIS's layout features spacious accommodations for owners, guests and crew. There are also exceptional spaces on the aft deck, the sun deck and in the salon and pilothouse for group gatherings.

Anyone seeking a well-maintained, long-range motor yacht of unique character would be well advised to have a look at CHINTA MANIS.

Основная информация

Тип судна: Моторная яхта

Подкатегория: Pilothouse

Модельный год: 1975

Год постройки: 1975

Страна: United States

Верх: Enclosed Pilothouse

Размеры

Длина общая: 86' 0" (26.21m)

Длина палубы: 86' 0" (26.21m)

Ширина: 20' 6" (6.25m)

Мин. осадка: 6' 8" (2.03m)

Макс. осадка: 6' 8" (2.03m)

Скорость, вместимость и масса

Крейс. скорость: 10 Kts. (12 MPH)	Макс. скорость: 14 Kts. (16 MPH)
Водоизмещение: 168000 Pounds	Вместимость воды: 1000 Gallons
Вместимость сточного бака: 200 Gallons	Объем топливного бака: 6200 Gallons

Размещение

Всего кают: 5	Всего коек: 9
Спальные места: 10	Всего ком. состава: 5
Спальных мест экипажа: 4	Комм. состав экипажа: 2

Корпус и палуба

Материал корпуса: Aluminum	Материал палубы: Teak
Комплектация корпуса: Full Displacement	Цвет корпуса: White
	Дизайнер корпуса: Stephens Marine

Информация о двигателе

Двигатели: 2	Производитель: GM
Модель: 12V-71N	Тип двигателя: Inboard
Тип топлива: Diesel	

ПОДРОБНОЕ ОПИСАНИЕ

INTRODUCTION

Heavily constructed to extremely high standards by Stephens Marine of Stockton, California, CHINTA MANIS is a true oceangoing motor yacht with many of the attributes of a small ship. With a 4,000 mile range, she has crossed the Atlantic twice and the Pacific once and has cruised the Mediterranean, Caribbean, Bahamas, Alaska, French Polynesia, Fiji and New Caledonia. Her stately lines and seagoing appearance stand out in any port she visits.

CHINTA MANIS's layout features spacious accommodations for owners, guests and crew. There are also exceptional spaces on the aft deck, the sun deck and in the salon and pilothouse for group gatherings.

Anyone seeking a well-maintained, long-range motor yacht of unique character would be well advised to have a look at CHINTA MANIS.

ACCOMMODATIONS and LAYOUT

Accommodations for six owners and guests in three staterooms aft, plus four crew in two cabins forward. Note: Walnut, ash and teak woods are used extensively throughout.

Covered afterdeck, walk-around side decks and Portuguese bridge. The upper sundeck has a crane and stowage for tenders.

AFT DECK:

Spacious afterdeck with L-shaped settees/dinette tables, port and starboard, around transom stern. Built-in bar with refrigerator, freezer and ice maker at forward end. Stairs down to swim platform.

- Subzero refrigerator, freezer and icemaker and bar area
- (2) Varnished teak roll-away reclining lounge chairs
- (2) Varnished teak armchairs
- Deck access to steering room and stowage below
- Transom door for access to swim platform
- Port and starboard Ideal electric windlasses for assistance in docking

MAIN SALON:

The main salon is bright and open with a seating area aft to port. Dining area forward. Varnished cherry interior.

OWNER/GUEST STATEROOMS:

The three main staterooms are accessed down a staircase in the starboard aft corner of the main salon. At the bottom of the stairs is a foyer with a large linen locker.

The full-width master stateroom is forward with a centerline queen berth and ample cupboard and hanging space. The master head and shower are accessed off this stateroom to port.

Identical guest staterooms aft, port and starboard, each with two single-berths and ensuite heads and showers.

MAIN GALLEY:

Beautifully finished in natural woods and fully equipped, the large galley is located forward of the main salon and accessed from a passageway to starboard that leads to the pilothouse. Galley features include:

- Double stainless steel sinks, outboard, with a large opening window above
- Full-sized Subzero refrigerator (2012)
- Standard GE oven
- Jennair electric cooktop
- Bosch dishwasher
- Toaster
- Coffee maker

PILOTHOUSE:

Forward of the galley and up two steps is a true seagoing pilothouse. Excellent visibility is afforded through eleven large windows. Two of the forward facing windows have Eina rotary wipers and three have air-powered conventional wipers. There are doors, port and starboard, for access to wing docking stations with Wagner rudder controls and electronic engine controls. Behind the helm is a navigator's room with a full-sized table, computer station and communications equipment. An L-shaped settee with large dining table is situated to port in the pilothouse.

CREW QUARTERS:

Down a flight of stairs in the forward starboard corner of the pilothouse are the crew's quarters. Crew accommodations are for four in two staterooms, each with head and shower. The crew also has its own lounge area and mini galley. Two large port lights behind the crew settee make this area bright and comfortable. There are 2 Sea Frost freezers (over/under) in the passageway at the base of the stairs, along with laundry facilities and a large pantry originally designed as a photographic dark room. Below the floorboards in this area is a large storage compartment.

ENGINE ROOM:

The engine room is accessed through a bulkhead door in the crew lounge. Access can also be obtained from on-deck through a door behind the pilothouse on the port side. All major machinery is located in this spacious compartment, including all batteries, chargers, water makers, inverters, generators, holding tank and head pumps, fuel manifolds, exhaust fans etc. There is a workbench with built-in toolboxes along the forward bulkhead.

ON DECK:

Forward of the pilothouse is a well-protected Portuguese Bridge. Stored in special compartments are two spare propellers, storm windows and, on the upper deck, a spare propeller tail shaft.

Access to the upper deck is via a stairway on the starboard side deck aft. The upper deck has a spacious area for sunning, plus a full-width wrap-around U-shaped settee and large dining table aft.

A heavy-duty hydraulic crane sits mid-deck for lifting a 14' hard-bottom inflatable and a 10' sailing/rowing dinghy.

Lower deck surfaces are heavy laid teak. The teak on the sun deck forward was replaced with white non-skid Awlgrip in 2018.

ELECTRICAL SYSTEM

- 12, 24 and 32 volt DC systems
- 110/220 volt AC system
- (2) 32 kW Northern Lights generators (starboard rebuilt 2002; port rebuilt 2001)
- Trace 4000 24 volt Watt inverter/charger, designed to run all AC systems aboard except air conditioning, so that generators can be shut down at nighttime
- Sentry 12 volt battery charger for electronics
- Sentry 32 volt battery charger for lighting and starting
- Dynatron voltage transformer
- 12 volt batteries replaced 2017
- 32 volt batteries replaced 2018

ELECTRONICS and NAVIGATION EQUIPMENT

- Furuno 72-mile radar (06/2007)
- Furuno 48-mile radar
- Robertson AP45 autopilot
- ICOM M504 VHF
- Autohelm speed/log

- Wagner rudder angle indicator
- Furuno LCD sounder (FCV-628/585, new 2017)
- Furuno GP 32

ENTERTAINMENT EQUIPMENT:

Main Salon:

- Bose speakers

Crew Quarters:

- Orion TV
- Magnavox DVD player
- Sony stereo receiver
- Bose speaker system

ENGINE / MECHANICAL EQUIPMENT

- (2) Detroit diesel 12-71N naturally aspirated diesel engines (totally rebuilt 2007 with new heads, liners, pistons, pumps, injectors and exchangers)
- Engines and generators combined burn approximately 15 gallons per hour at 9.5 knots, giving the boat a cruising range of some 4,000 nautical miles.
- Micro Commander electronic engine controls (new 2016)
- Glendinning engine synchronizers
- AC Electric motor for firefighting, anchor wash down and emergency bilge pump
- Cruisair six-zone air conditioning
- Bow thruster
- Vosper stabilizers (rebuilt 1/15/2010)
- 35 gph Sea Recovery water maker
- 25 gph Offshore Labs water maker (needs new membranes)
- Rheem 40 gallon hot water heater (new 8/2017)
- 110 volt fresh water system
- Vacuflush heads with new holding tank and upgrades (12/2007)
- Clothes washer/dryer

DECK EQUIPMENT

- Heavy-duty Ideal foredeck windlass (rebuilt 6/2013)
- (2) Integral heavy-duty, ship-style anchors incorporated to the hull, each with 300' of chain
- Side boarding platform/ladder, stored outboard of rail
- Side boarding latter, stowed in stack on upper deck

- (2) Fire hoses, on deck

ADDITIONAL EQUIPMENT

- Capac system
- Kahlenberg air horns
- Ship's bell
- Large Chelsea clock and barometer

SAFETY EQUIPMENT

- 8-man Sea Jay Elliott life raft (needs re-certification)
- EPIRB radio distress beacon
- Kidde automatic fire fighting system in engine room
- (2) Fire hoses
- Portable fire extinguishers
- Life preservers
- Five-station bilge alarm system
- Rockets and flares

RECREATION

- Novurania 14' ski boat with 50 hp Yamaha (4-stroke) engine with less than 100 hours
- Snorkel equipment
- Portable beach barbecue
- Large sunbathing area with loungers
- Swimming platform

EXCLUSIONS

The owner's personal effects are excluded from the sale.

Исключения

При продаже яхты исключаются личные вещи владельца.

Отказ от ответственности


Компания предоставляет описание судна или яхты добросовестно, но не может гарантировать точность этой информации, а также не ручается за техническое состояние. Покупатель должен проинструктировать своих агентов или оценщиков исследовать представленную информацию более подробно, по собственному желанию. Продажа судна или яхты, изменение цены или снятие с продажи будет происходить без предварительного уведомления.

ФОТОГРАФИИ


Bow Profile



Pilothouse




Pilothouse




Pilothouse




Pilothouse Settee




Dining



Salon



Salon



Galley Forward



Galley Aft




Master Stateroom




Master Stateroom, Port



Master Head



Guest Stateroom, Port



Guest Stateroom, Stbd.



Crew Cabin



Crew Dinette



Foredeck




Wing Station



Aft Deck




Upper Deck



Engine Room



Engine Room



Profile



Profile, On the Hard



Layout



КОНТАКТЫ

Андрей Шестаков (Andrey Shestakov) – ведущий яхтенный брокер отдела продаж яхт и судов компании Shestakov Yacht Sales Inc. Официальный представитель Shestakov Yacht Sales Inc. для русскоговорящих клиентов в центральном офисе компании в Майами/Форт Лодердейл/Флорида/США.

Контактная информация

Email: **andrey@shestakovyachtsales.com**

Web: **shestakovyachtsales.com**

Телефоны

Краснодарский край: **+7(918)465-66-44**

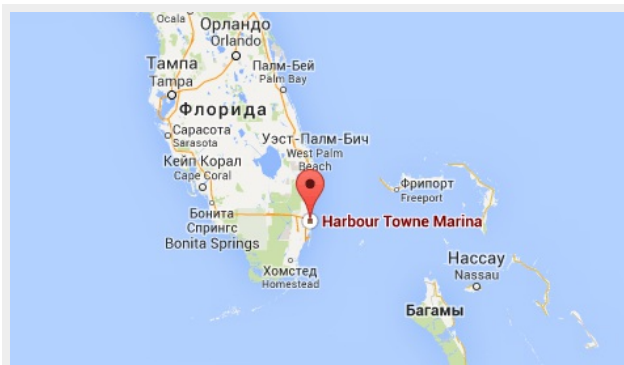
США, Майами, Флорида: **+1(954)274-4435**

Время работы

Понедельник – Суббота: **9:00 - 21:00** EDT

Воскресенье: **Закрето**

Адрес



Harbour Towne Marina, 850 NE 3rd St, STE 213, Dania, FL 33004