

OUR TRADE — BOSTON WHALER



Builder: BOSTON WHALER

Year Built: 2015

Model: Sport Fisherman

Price: PRICE ON APPLICATION

Location: United States

LOA: 42' 0" (12.80m)

Beam: 13' 0" (3.96m)

Min Draft: 2' 6" (0.76m)

Max Draft: 2' 7" (0.79m)

Our experienced yacht broker, Andrey Shestakov, will help you choose and buy a yacht that best suits your needs **OUR TRADE — BOSTON WHALER** from **our catalogue**. Presently, at **Shestakov Yacht Sales Inc.**, we have a wide variety of yachts available on **our sale's list**. We also work in close contact with all the big **yacht manufacturers** from all over the world.

If you would like to buy a yacht **OUR TRADE — BOSTON WHALER** or would like help answering any questions concerning purchasing, selling or chartering a yacht, please call **+1(954)274-4435**

TABLE OF CONTENTS

TABLE OF CONTENTS	2
SPECIFICATIONS	4
Basic Information	4
Dimensions	4
Speed, Capacities and Weight	4
Accommodations	4
Hull and Deck Information	4
Engine Information	4
DETAILED INFORMATION	5
Options	5
Deck / Cockpit	5
Deluxe Cleaning Post / Bait Prep Center	5
Helm Console	6
Mechanical	6
Cabin Interior	7
Head	7
Seating	7
Storage Exterior	8
Storage Interior	8
Certification	8
Disclaimer	8
Exclusions	8
Disclaimer	8
PHOTOS	10
Bow	10
Aft seating	10
Deluxe Cleaning Post / Bait Prep Center	10
Sunshade	10

Deluxe Cleaning Post / Bait Prep Center	10
Deluxe Cleaning Post / Bait Prep Center	10
Engines	11
Engines	11
Deluxe Cleaning Post / Bait Prep Center	11
Bow seating	11
Bow seating	11
Helm Console	11
Helm Console	11
Helm	11
Helm Seating	12
Engine hours	12
Navigation	12
Steering	12
Helm	12
Navigation	12
Cabin	12
Cabin	12
Cabin	13
Cabin	13
Cabin	13
CONTACTS	14
Contact details	14
Telephones	14
Office hours	14
Address	14

SPECIFICATIONS

Basic Information

Category: Sport Fisherman

Sub Category: Sport Fisherman

Model Year: 2015

Year Built: 2015

Country: United States

Dimensions

LOA: 42' 0" (12.80m)

Beam: 13' 0" (3.96m)

Min Draft: 2' 6" (0.76m)

Max Draft: 2' 7" (0.79m)

Speed, Capacities and Weight

Displacement: 22000 Pounds

Water Capacity: 100 Gallons

Holding Tank: 20 Gallons

Fuel Capacity: 600 Gallons

Accommodations

Total Cabins: 1

Total Heads: 1

Hull and Deck Information

Hull Material: Fiberglass

Engine Information

Engines: 4

Manufacturer: Mercury

Model: WHT JOYSTICK 300 L6

DETAILED INFORMATION

Options

Q-300 WHITE L6 VDO - Joystick Piloting White rubrail w/ SS insert Bow Table w/ Filler Cushion Bow Sun Shade Underwater Lighting (Multi color/changing) Receptacles 12V at Transom for Reels/Downriggers (2) Engine Water Separator/Fuel Filters Boston Whaler Dishware Set w/dedicated storage Freezer Plates in Stbd Fishbox White Hardtop Enclosure Curtains Theft Deterrence System (subscription req) Premium Audio Package 15" Raymarine Dual GS165 Electronics/Nav 15" GS165 Addtl Display Open Array Radar w/Satellite Weather Canvas Cover Package

Deck / Cockpit

10" stainless steel cleats (stern cockpit with gunnel board hawse pipe (2), anchor locker (1) 10" stainless steel pull-up cleats (bow (2), spring line (2), crosstie cleats at transom (2) 28" interior freeboard Acrylic transom door with stainless steel latch Anchor roller davit - stainless steel thru hull Boarding ladder at transom Bow tow eye - heavy duty polished stainless steel Chrome Boston Whaler logo/model designator Drink holders - stainless steel (4 in bow, 2 in hawse pipes, 6 at helm, 2 at console lounge, 2 at leaning post) Full coaming bolsters Heavy-duty rub rail Lighting - LED courtesy lighting in cockpit (blue) Livewell - pressurized insulated (24 gallons) in aft port corner with clear lid, blue interior and red and white LED lights Molded fiberglass boarding/dive door port side with removable stainless steel dive ladder with dedicated storage Rails - cockpit toe rails - stainless steel Rails - hand rails; companion way, boarding ladders, prep station - welded stainless steel Rails - low profile interior bow rails - welded stainless steel Rod holders - gunnel mounted (bow (4), aft cockpit starboard (4), port (1)) Rod holders - transom mounted (5) Rod holders - under gunnel (3) Self-bailing cockpit sole Ship's bell Under gunnel storage shelf with downrigger weight holders (2 per side) Windlass with 400' rode and chain with handheld remote control, stainless steel swivel and polished stainless steel anchor (44 lbs)

Deluxe Cleaning Post / Bait Prep Center

20-V outlets (2) Bait prep area with cutting board Drink holders (2) Electric grill with hinged solid surface lid over grill providing counter surface when not in use Freshwater sink with hot and cold water Leaning post cushion on forward side of prep-station that

also converts to a 3 person bench seat providing a second row of seating Lighting - LED task lighting Livewell - pressurized with viewing window, clear lid, blue interior and red and white LED lights Pump switch panel with 12-V outlet Rail - grab rail - stainless steel Refrigerator/freezer - stainless steel drawer 12-V/120-V (2.3 cubic ft) (starboard side) Solid surface countertop Storage lid with tool holders, storage nets and leader holders Tackle storage drawers (3) (port side)

Helm Console

A/C vents (2) Center helm layout Compass Dash visor Drink holders (2) Electrical switch panel with stainless steel switches with illuminated text Electronics mounting surface with space for triple 15" displays Footrest - port side passenger fold-down footrest Footrest molded into console with fold-down standing platform and maintenance free, anti-fatigue synthetic surface Lockable acrylic sliding entry door with translucent skylight inset at the top of door for natural light Lockable glove box with 12-V receptacles and USB charging port Mercury DTS dual binnacle controls with integrated engine trim controls Mercury SmartCraft Vessel View 7" color LCD Display (network connections to Raymarine with Navigation Package) Rails - grab rail - stainless steel Steering wheel - cast stainless steel with knob and tilt helm Stereo - FUSION® full function remote control Switches - remote ignition key switches in cabin with pushbutton start/stop at helm Windshield defogger with remote shutoff control

Mechanical

ACR spotlight (premium) Advanced battery management system; in cabin electric switches and charging relays with remote paralleling Air conditioner (cabin) (18,000 BTU) reverse cycle Air conditioner (helm deck) (12,000 BTU) reverse cycle Battery trays (7) Bilge pump - high water bilge pump with alarm (2,000 GPH) Bilge pumps - automatic (1,100 GPH forward, 2,000 GPH aft) Bonding system for underwater through hull fittings Bow thruster (6 kW) with dedicated battery bank and charging system (not available with Joystick Piloting) Dockside cable TV inlet Dual 30-amp shore power inlets with battery chargers, isolation transformers and 50' shore power cords Dual sounder transducer mount area Electric dual trumpet horn Electric trim tabs with indicator (auto glide, dynamic running surface, dual ram) Freshwater anchor washdown with integrated coiled hose system Freshwater hot and cold water system with dockside hookup and tank level indicator integrated into VesselView Freshwater pull-out hot and cold transom shower Freshwater system with 60-gallon tank Freshwater washdown hot and cold retractable hose reel at mid-ship Fuel tanks - dual 300-gallon aluminum fuel tanks Generator - low CO gas (10 kW) 120-V 60 Hz with fire suppression system, automatic with manual override Lighting - LED cockpit and machinery space lighting Manifold plumbing system with individual valve per circuit Raw-water washdown with retractable hose reel at mid-ship Stainless steel propellers Thru hulls - cast bronze thru

hulls (below waterline) Thru hulls - cast stainless steel thru hulls (above waterline) Water heater

Cabin Interior

120-V receptacle - port side 12-V USB charging ports - port and starboard sides 26" flat screen HDTV Air conditioner (16,000 BTU) Carbon monoxide detector Central vacuum system with hose and attachments with dedicated storage Console side windows with (2) opening port lights with shades Convertible double berth with filler cushion; comes with fitted sheet, comforter and two regular size pillowcases Convertible pull-out settee Easy to clean interior materials Hanging locker Hardwood cabin sole Hull side windows with shades Lighting - LED diffused courtesy lights (blue) Lighting - LED diffused overhead lights (white) Lighting - LED reading lights (2) Rod storage (4) Skylight with integrated shade system Stereo includes the following: (FUSION® integration into Raymarine with Navigation Package) - FUSION® stereo DVD/CD/AMFM/VHF, USB AUX input - iPod / iPhone / Android compatible via integrated Bluetooth - Sirius XM option ready - Stereo remote controls - helm and bow - MP3/Aux input - JL Audio waterproof speakers - exterior, 7.7" aft cockpit (2), helm deck (4), bow (2), 10" sub-woofer, helm deck (2) - JL Audio amplifiers (2) - JL Audio speakers - interior, 6.5" cabin (4) Table - wood table that lowers to support filler cushion for forward double berth Throw pillows (3)

Head

Accent wall Electric Vacu-Flush® toilet, holding tank with vent filter, overboard discharge, dockside pump-out and tank level indicator Enclosed shower - rain shower head with hot and cold faucet and shower curtain providing protection of vanity area Flooring - solid surface tile Lighting - LED overhead light Opening port light Rail - hand rail - stainless steel Shower sump Solid surface pull-out countertop forward of vanity Toilet paper holder Vanity storage Vanity with sink, polished chrome faucet and backlit mirror

Seating

Flip-up backrest at forward end of lounge providing wraparound seating Fold-away stern bench seat Forward console lounge with fold-down armrests, drink holders (4), backrests and removable cushion Forward port and starboard seats with folding backrests and drink holders (4) with stereo remote and 12-V receptacle on port side Helm and companion bolster style seats (3) with fold-down armrests (center seat is electrically actuated) (port and starboard seats rotate to rear facing seat) Leaning post cushion on forward side of the prep station that also converts to 3 person bench seat providing a second row of seating behind the helm

Storage Exterior

Bilge storage aft Bow anchor locker with drains Coaming storage pockets with acrylic doors in port and starboard fore deck area Coaming storage pockets with net retainers in port and starboard helm deck area Forward lounge storage - miscellaneous gear, fender storage or optional dive tank storage Insulated built-in storage/cooler compartment at forward end of the console lounge Insulated in-floor fishboxes with drains, helm deck (2) Insulated in-floor storage/fishbox with drains, fore deck (2) Insulated in-floor storage/fishboxes with pump-out, cockpit (2) Lifejacket storage in overhead hardtop storage compartment Lighting - LED lighting in storage compartments Lockable electronics box in hardtop Lockable glove box Prep station side pocket Prep station storage drawers Storage under bow seating

Storage Interior

Companionway hanging locker Galley - cabinet aft of microwave Galley - hinged lid integrated into countertop providing access to storage compartment Galley - pull-out waste receptacle and dish storage Head cabinetry Storage under interior seating

Certification

As-is

Disclaimer

The Company offers the details of this vessel in good faith but cannot guarantee or warrant the accuracy of this information nor warrant the condition of the vessel. A buyer should instruct his agents, or his surveyors, to investigate such details as the buyer desires validated. This vessel is offered subject to prior sale, price change, or withdrawal without notice.

Exclusions

Owner's personal belongings.

Disclaimer

The Company offers the details of this vessel or yacht in good faith but cannot guarantee or warrant the accuracy of this information nor warrant the condition of the vessel. A buyer should instruct his representatives, agents, or his surveyors, to investigate such details as the buyer desires validated. This vessel or yacht is offered


subject to prior sale, price change, or withdrawal without notice.

PHOTOS


Bow



Aft seating




Sunshade



Deluxe Cleaning Post / Bait Prep Center



Deluxe Cleaning Post / Bait Prep Center



Deluxe Cleaning Post / Bait Prep Center




Engines



Engines




Deluxe Cleaning Post / Bait Prep Center




Bow seating




Bow seating



Helm Console




Helm Console




Helm



Helm Seating




Engine hours




Navigation




Steering




Helm




Navigation



Cabin



Cabin




Cabin



Cabin



Cabin



CONTACTS

Andrey Shestakov, leading yacht broker of the sales department of Shestakov Yacht Sales Inc. Shestakov Yacht Sales Inc., the official representative of the Miami/Fort Lauderdale FL headquarters.

Contact details

Email: **andrey@shestakovyachtsales.com**

Web: shestakovyachtsales.com/en/

Telephones

USA: **+1(954)274-4435**

Office hours

Monday – Saturday: **9:00 - 21:00** EDT

Sunday: **closed**

Address



Harbour Towne Marina, 850 NE 3rd St, STE 213, Dania, FL 33004