

WIMIL — BURGER



Builder: BURGER

Year Built: 1986

Model: Motor Yacht

Price: PRICE ON APPLICATION

Location: United States

LOA: 82' 0" (24.99m)

Beam: 18' 5" (5.61m)

Max Draft: 6' 0" (1.83m)

Cruise Speed: 12 Kts. (14 MPH)

Max Speed: 14 Kts. (16 MPH)

Our experienced yacht broker, Andrey Shestakov, will help you choose and buy a yacht that best suits your needs **WIMIL — BURGER** from **our catalogue**. Presently, at **Shestakov Yacht Sales Inc.**, we have a wide variety of yachts available on **our sale's list**. We also work in close contact with all the big **yacht manufacturers** from all over the world.

If you would like to buy a yacht **WIMIL — BURGER** or would like help answering any questions concerning purchasing, selling or chartering a yacht, please call **+1(954)274-4435**

TABLE OF CONTENTS

TABLE OF CONTENTS	2
SPECIFICATIONS	5
Overview	5
Basic Information	5
Dimensions	5
Speed, Capacities and Weight	5
Accommodations	6
Hull and Deck Information	6
DETAILED INFORMATION	7
PLEASE NOTE	7
Accommodations	7
Owner and Guest Staterooms	7
Crew Quarters	7
Galley	8
Pilothouse	8
Flybridge	9
Electrical	9
Deck Equipment	9
Engine and Mechanical Equipment	10
Recent Updates - 2017/2018	10
Other Features	11
Exclusions	11
Remarks	11
Exclusions	11
Disclaimer	11
PHOTOS	12
Fishing Cockpit	12
Transom Door	12

Stainless Steel Sink, 2 Gas Grills, Freezer & Beverage Cooler	12
Cockpit Control Station	12
Aft Deck with Under Counter Refrig. & Ice Maker	12
Aft Deck Dining	12
Salon Forward - New Carpet!	13
Salon Aft	13
Fully Updated Galley w/New Appliances	13
Two-Person Banquette	13
Teak Lined Pilothouse	13
Pilothouse Helm	13
Stairway to Owner and Guest Staterooms	13
Owner's Stateroom	13
Owner's Bath	14
Guest Stateroom Starboard	14
Guest Bath	14
Guest Stateroom Port	14
Stairs from Pilothouse to Flybridge	14
Cushioned Bench Seats with Storage	14
Helm Chairs	14
Flybridge Helm	14
Bow w/ Dual "Navy" Anchors w/Chain Rode	15
Covered Walk-Around Side Decks	15
Cushioned Bow Seat w/Storage Underneath	15
Two Crew Cabins	15
Two Crew Heads	15
Crew Lounge	15
Twin GM 12V71 TI's - 650 Hp Each	15
Engine Room	15
Engine Room Work Bench and Built-In Tool Chest	16

Washer & Dryer	16
Layout	16
CONTACTS	17
Contact details	17
Telephones	17
Office hours	17
Address	17

SPECIFICATIONS

Overview

WIMIL is a traditional yachtsman's yacht in pristine condition both inside and out. Her varnished teak interior is beautifully enhanced by a professional touch in fabric and carpet selections as well as granite, marble and gloss finished teak countertop choices. New headliners and updated lighting give **WIMIL** a fresh and welcoming feel throughout.

Basic Information

Category: Motor Yacht

Model Year: 1986

Year Built: 1986

Country: United States

Vessel Top: Bimini Top

Fly Bridge: Yes

Cockpit: Yes

Dimensions

LOA: 82' 0" (24.99m)

Beam: 18' 5" (5.61m)

Max Draft: 6' 0" (1.83m)

Speed, Capacities and Weight

Cruise Speed: 12 Kts. (14 MPH)

Max Speed: 14 Kts. (16 MPH)

Gross Tonnage: 83 Pounds

Water Capacity: 735 Gallons

Holding Tank: 105 Gallons

Fuel Capacity: 4000 Gallons

Accommodations

Total Cabins: 3

Total Heads: 3

Crew Cabin: 2

Crew Berths: 2

Hull and Deck Information

Hull Material: Aluminum

DETAILED INFORMATION

PLEASE NOTE

Recently contributed to AMIkids and will be available for lease with interest free terms to qualified individuals.

Accommodations

Traditional flush deck design with pilothouse forward, on-deck galley, spacious main salon, full walkaround side decks to wing doors opening to full width aft salon. The added fishing cockpit aft is the bonus with a transom door for easy access to the water. There are three double cabins aft with two heads. The crew quarters are forward with two cabins and two heads. The interior woodwork is teak with ample use of teak and holly soles throughout and countertops of granite or marble. Most of the headliners throughout the yacht have been renewed while at the same time much of the interior lighting has been updated to LED. There are updated systems throughout including all new flat screen televisions and updated galley appliances.

Owner and Guest Staterooms

A wide, easily navigated stairway leads from the main salon to the owner and guest staterooms. The owner's cabin is aft with his and hers cedar lined hanging closets and an ensuite head with stall shower. There are bedside cabinets with bulkhead mounted reading lamps on both sides of the walk-around queen bed. To port is a large teak bureau with numerous clothes drawers and to starboard is a built-in desk and lighted vanity. Large linen drawers are built-in beneath the bed and accessed from each side. An escape hatch to the aft deck is located inside the port hanging closet. A luggage locker can be found behind the forward bulkhead along with the entertainment center and a bulkhead mounted flat screen television. Opening port lights are port and starboard. Two identical guest staterooms are forward of the master stateroom and furnished with twin beds, a centerline bureau with reading lamps above, and cedar lined hanging closets. Both cabins have Sharp flat screen televisions and independent digital temperature controls. Large linen drawers are beneath each bed. The shared head and stall shower is aft from the port side stateroom with entry doors from the stateroom or from the companionway. Opening port lights are above the outboard berth in each cabin.

Crew Quarters

The crew quarters are all the way forward, accessed from the pilothouse. There are

two staterooms and two heads for the crew along with a crew lounge. The captain's cabin to port has a single berth outboard and there is a head ensuite. The crew lounge is opposite. The second crew cabin is forward with a double berth outboard to port and a teak lined hanging closet and head opposite. The chain locker is forward and accessed by watertight door from the crew shower. Amenities in the crew quarters include granite topped vanities in both heads, teak and holly sole in the forward head, Sharp flat screen tv's in both crew cabins, Whirlpool 10 cu.ft. refrigerator/freezer, GE Profile microwave, Stainless sink with Grohe fixture, KitchenAid trash compactor, Frigidaire dehumidifier, digital air-conditioning controls, opening portlights, opening skylight foredeck hatch. From the crew lounge area, the stand-up engine room is accessed aft through a water tight bulkhead door. The full-sized Bosch washer and dryer are in the engine room against the forward bulkhead.

Galley

The galley is on the main deck aft of the pilothouse and forward of the main salon. Full width, the galley was fully updated a recently with new appliances, fixtures, and light blue marble countertops. There is a 2-person banquette to starboard with tastefully upholstered seating and storage drawers below. The banquette table has a marble table top to match the galley counters. **Appliances:** KitchenAid halogen 4 burner cook top KitchenAid convection oven KitchenAid dishwasher Stainless steel sink Dorn Bracht faucet fixture Franke disposal GE Profile microwave Bosch 20.7 cu ft. 2 door refrigerator with 2 freezer drawers (2017) Dualit stainless toaster Mr. Coffee space saver toaster oven Bosch washer & dryer in engine room

Pilothouse

The teak lined pilothouse is forward on the main deck with direct access to the side decks port and starboard. Both the galley and the pilothouse soles are bright finished teak and holly. Five large windows span the front of the pilothouse for excellent visibility with windshield washers and wipers mounted on the three center windows. There is an upholstered bench seat aft and a portable captain's chair is at the ready. The pilothouse is well lit including night(red) lighting. Teak treaded stairs from the pilothouse provide access to the flybridge above and to the crew quarters below. Teak hinged doors close off the galley from both the pilothouse forward and the main salon aft. **Pilothouse Electronics:** Danforth magnetic compass KVH electric azimuth compass Raytheon loud hailer Furuno 72-mile color radar Simrad AP20 autopilot B&G Wind indicator B&G HS2 speed, depth, and water temp monitor Furuno RD 30 digital depth indicator Standard Horizon VHF radio Naiad MultiSea II stabilizers Naiad hydraulic bow thruster Flo-Scan fuel consumption monitors Digital air conditioning controls Telephone set for cell, land line, & intercom Controls for engines, stabilizers, trim tabs, air horns, searchlights (2), synchronizer, bow thruster Full array of AC & DC monitors, voltage, amperage, input, and usage Garmin GPS map model 7610, Wi-Fi enabled so

that all data can be shown on any device

Flybridge

The flybridge is accessed easily from the pilothouse and is extremely spacious. The helm is forward on the centerline and there are two 'Murray' type helm chairs on pedestals with teak footrests facing the helm. There are L-shaped cushioned bench seats aft to port and starboard which have dry storage under the seat panels. The bench seats are separated aft by a built-in storage cabinet and the port side bench seat faces a three-sided teak and holly pedestal mounted table. The entire flybridge seating area is protected by a custom fitted hard-top. Aft of the flybridge seating area is the deck -mounted hinged radar and signal mast. The mast is capable of being lowered for navigating in and out of the Great Lakes or other potential bridge clearance situations. Outboard of the radar mast are two life rafts in cannisters. Further aft is the yacht's tender mounted fore and aft on the centerline. Port and starboard MarQuipt davits with electric winches enable launching the tender to either side of the yacht. Flybridge Electronics Furuno 36-mile color radar Danforth 5" Compass Robertson/Simrad AP20 Autopilot Standard Horizon VHF radio Garmin GPS Map 7610 monitor (chart, depth, speed, water temp, CCTV) Sony CD stereo receiver Toshiba phone set Controls for engines, stabilizers, bow thruster, trim tabs, air horns, searchlights, synchronizer Reiker Inclinometer Ray 430 Loud Hailer EPIRB 406 MHz Searchlight controls EPIRB

Electrical

110V & 220V AC electrical systems 12V & 32V DC electrical systems 12V Sentry 40-amp automatic battery charger 32V Sentry 30-amp automatic battery charger Capac galvanic corrosion monitor (2) Northern Lights 30 kW/1200 rpm generators Two Acme isolation transformers Two Stabiline voltage regulators Dockside electrical cables Two banks 32V engine start batteries in lazarette (2017) Two banks 12V house batteries in engine room (2017) Two main engine driven 32V alternators Two 50-amp shore power cords Gleason shore power spool cord retrievers (2)

Deck Equipment

Aluminum bow rail Varnished teak hand rails and cap rails Teak covering boards around cockpit Port and Starboard boarding gates Tide Ride boarding ladder Radar mast, hydraulic lowering Flybridge hardtop (2) MarQuipt davits, 1500 lb. capacity 15' AB DLX 'Nautilus' rigid bottom inflatable, 2008 model 60hp Yamaha outboard motor 4 stroke Spare propellers Kahlenberg air horns (3) Kahlenberg air whistle Pilothouse windshield washers/wipers 6 man Revere life raft Two gas grills in cockpit Stainless steel sink, cockpit 1 Scotsman icemaker, aft deck Swim platform and ladder Cockpit freezer and drink cooler Transom floodlight (2) Ideal anchor windlass, foredeck Dual 'Navy'

anchors hull mounted w/ chain rode Fresh water washdown system Foredeck hatch to crew quarters Cushioned bow seat with storage under Navigation lights Teak decks on aft deck and swim platform Spreader lights Flybridge cushions and covers Plexiglass chart holder-flybridge Two teak and stainless pedestal mounted helm chairs, flybridge Varnished teak flagstaffs, bow and stern Life jackets/throw rings (2) Carlisle Finch 10" spotlights Ships bell

Engine and Mechanical Equipment

Twin GM 12V71 TI's - 650 hp each Walker Airsep engine filters Engine synchronizer Twin Disc 2.5:1 gears Strong-Seal dripless shaft seals Double Racor fuel filters, main engines Racor filters on generators Englehart corrosion monitor Racor fuel flow pressure gauges Fuel shutoff valves Hersey water, fuel, and waste tank gauges Engine room instrument gauges Engine room air exhaust fans Underwater exhaust with side relief valves Engine room air compressor and storage tank Naiad MultiSea II stabilizer system Naiad hydraulic bow thruster Bennett trim tabs 30-gallon lube oil and waste oil tanks Electric oil change system Fuel transfer system 40-gallon hot water heater 110V freshwater pump 32V freshwater backup pump Microphor fresh water toilets Aqua-Aire chilled water air conditioning Separate air conditioning unit for aft deck salon Plexiglass chart holder-flybridge Village Marine water maker HPS hydraulic bow thruster Halon fire extinguishing system Wagner 2 station Hydraulic/Hynautic steering plus cockpit controls (4) Automatic bilge pumps Engine room sump system 2 engine room bilge blowers Central vacuum system Halex 1301 fire suppressant system Florescent 110V engine room lighting Emergency 32V lighting Grey water tank - 70 gal Black water tank - 105 gal Engine room work bench Built-in tool chest Engine room deck plates powder coated

Recent Updates - 2017/2018

Complete exterior paint, hull, superstructure, decks, bottom Recent re-varnish of all brightwork including galley and pilothouse soles Replaced motor mounts on both main engines Dropped stabilizers and renewed seals, oil flush, filters, heat exchangers Pulled and checked props, shafts, and replaced 6 cutlass bearings Alignment of all running gear Installed new Drive Savers at the shaft/engine couplings New shaft couplings New shaft log flanges New teak decking in cockpit Installed new shaft spurs New carpet in salon New canvas covers for exterior New shore power cables and plugs New glazing to all portholes New mattresses in master and guest cabins Powder coated engine room deck plates Installed new cockpit appliances(grills, refrigeration) Replaced engine room chilled water pipe insulation(air conditioning system) Cockpit locker frames ad cabinet doors painted Awlgrip Matterhorn White Extensive updating to Air Conditioning air handlers and controls throughout (in progress)

Other Features

Sharp 42' flat screen HD Aquos TV (2 - main salon and aft deck salon) Sharp 32" flat screen TV - master stateroom Sharp 18" flat screen tv's - in the two crew cabins Direct TV Receivers (4) KVH Satellite tracking gyro T.V antenna Sony Audio Video control centers (2, master and main salon AV center) Telephone intercom system Sony CD changer Sony DVD Sony Cassette player, tuner, amplifier Master stateroom entertainment center, Direct TV receiver, Sony Blue ray, Sony A/V control center, I-pod dock, 32' Sharpe flat screen TV

Exclusions

Half model in Pilothouse Binoculars Selected artwork Captain's tools

Remarks

A must-see for the Burger aficionado. A major refit in the last 12 months included new interior lighting and headliner, marble & granite countertops, high gloss teak and holly soles. WIMIL completely repainted in 2017, main engine motor mounts replaced, running gear and cutlass bearings updated, stabilizer fins dropped and serviced, new Garmin Wi-Fi capable GPS Map system allows monitoring chart plotter navigation suite, depth, and engine room CCTV. **WIMIL** has been maintained in excellent form and is ready to cruise. Don't miss this classic Burger Motor yacht.

Exclusions


Owner's personal belongings.

Disclaimer

The Company offers the details of this vessel or yacht in good faith but cannot guarantee or warrant the accuracy of this information nor warrant the condition of the vessel. A buyer should instruct his representatives, agents, or his surveyors, to investigate such details as the buyer desires validated. This vessel or yacht is offered subject to prior sale, price change, or withdrawal without notice.

PHOTOS


Fishing Cockpit




Transom Door




**Stainless Steel Sink, 2 Gas Grills,
Freezer & Beverage Cooler**



Cockpit Control Station




**Aft Deck with Under Counter Refrig.
& Ice Maker**



Aft Deck Dining




Salon Forward - New Carpet!




Salon Aft




Fully Updated Galley w/New Appliances




Two-Person Banquette




Teak Lined Pilothouse



Pilothouse Helm



Stairway to Owner and Guest Staterooms



Owner's Stateroom



Owner's Bath



Guest Stateroom Starboard



Guest Bath



Guest Stateroom Port



Stairs from Pilothouse to Flybridge



Cushioned Bench Seats with Storage



Helm Chairs



Flybridge Helm



Covered Walk-Around Side Decks




Bow w/ Dual "Navy" Anchors w/Chain Rode




Cushioned Bow Seat w/Storage Underneath




Two Crew Cabins




Two Crew Heads




Crew Lounge




Twin GM 12V71 TI's - 650 Hp Each




Engine Room




**Engine Room Work Bench and Built-In
Tool Chest**



Washer & Dryer



Layout



CONTACTS

Andrey Shestakov, leading yacht broker of the sales department of Shestakov Yacht Sales Inc. Shestakov Yacht Sales Inc., the official representative of the Miami/Fort Lauderdale FL headquarters.

Contact details

Email: **andrey@shestakovyachtsales.com**

Web: shestakovyachtsales.com/en/

Telephones

USA: **+1(954)274-4435**

Office hours

Monday – Saturday: **9:00 - 21:00** EDT

Sunday: **closed**

Address



Harbour Towne Marina, 850 NE 3rd St, STE 213, Dania, FL 33004