

DREAMCHASER - SUPERNOVA 80 — NOVA MARINE



Builder: [NOVA MARINE](#)

Year Built: 2000

Model: Motor Yacht

Price: PRICE ON APPLICATION

Location: United States

LOA: 80' 0" (24.38m)

Beam: 19' 0" (5.79m)

Min Draft: 5' 10" (1.78m)

Max Draft: 6' 1" (1.85m)

Cruise Speed: 18 Kts. (21 MPH)

Max Speed: 22 Kts. (25 MPH)

Our experienced yacht broker, Andrey Shestakov, will help you choose and buy a yacht that best suits your needs **DREAMCHASER - Supernova 80 — NOVA MARINE** from our catalogue. Presently, at **Shestakov Yacht Sales Inc.**, we have a wide variety of yachts available on our sale's list. We also work in close contact with all the big yacht manufacturers from all over the world.

If you would like to buy a yacht **DREAMCHASER - Supernova 80 — NOVA MARINE** or would like help answering any questions concerning purchasing, selling or chartering a yacht, please call **+1(954)274-4435**

TABLE OF CONTENTS

TABLE OF CONTENTS	2
SPECIFICATIONS	5
Overview	5
Basic Information	5
Dimensions	5
Speed, Capacities and Weight	5
Accommodations	6
Hull and Deck Information	6
Engine Information	6
DETAILED INFORMATION	7
Accommodations and Overview	7
Aft Deck and Transom Platform	8
Salon and Dayhead	9
Galley and Dinette	9
Navigation & Entertainment, Pilothouse	10
Flybridge Deck	11
Staterooms and Crew quarter	12
Decks and Deck Equipment	14
Electrical Equipment	15
Plumbing	15
Fuel System	16
Engines and Mechanical Systems	16
Construction	17
Remarks	17
Disclaimer & Exclusions	18
Exclusions	18
Disclaimer	18
PHOTOS	19

Aft deck	19
Aft deck	19
Aft deck docking station	19
Salon forward	19
Salon, aft view	19
Salon starboard	19
Salon stairway to bridge, forward view	20
Salon portside	20
Salon portside aft, TV up, stairs to aft stateroom	20
Salon forward portside, stairs to mid staterooms	20
DayHead	20
Galley aft view	20
Galley forward view	21
Pilothouse helm	21
Helm and stairway to forward stateroom	21
Dinette forward and helm	21
Forward stateroom	21
Forward stateroom, aft view	21
Forward stateroom head	21
Mid stateroom	21
Mid stateroom, starboard view	22
Mid stateroom, port aft view	22
Mid stateroom head with jacuzzi tub aft	22
Aft stateroom	22
Aft stateroom, forward view	22
Aft stateroom starboard view	22
Aft stateroom head	22
Aft stateroom, jacuzzi tub	22
Guest stateroom, mid ship	23

Laundry, mid ship	23
Forward crew cabin	23
Engine room	23
CAT 3412 E, 1400hp	23
Engine room, forward view	23
Side deck	23
Foredeck	23
Forward sun pads	24
Bridge helm	24
Bridge helm seats	24
Flybridge forward	24
Flybridge table and settee	24
Flybridge lounge and TV	24
Flybridge grill, sink, and refrigerator	24
Bridge soft-tub and lounge chairs	24
Chaise loungers aft	25
Underwater lights and night lighting	25
Aft profile	25
CONTACTS	26
Contact details	26
Telephones	26
Office hours	26
Address	26

SPECIFICATIONS

Overview

A spacious layout with three large staterooms all with separate stairway entrances, plus an extra twin berth stateroom and separate crew quarter. Attractive gloss camphor burl wood gives the interior a warm, luxurious feel. Customization of the exterior was completed in 2012, including enlarged forward deckhouse windows, extended flybridge aft, custom hardtop, and complete waterline up paint.

Basic Information

Category: Motor Yacht	Sub Category: Flybridge with Euro Transom
Model Year: 2000	Year Built: 2000
Refit Year: 2012	Country: United States
Coast Guard #: 1092074	Vessel Top: Hardtop
Fly Bridge: Yes	

Dimensions

LOA: 80' 0" (24.38m)	Beam: 19' 0" (5.79m)
Min Draft: 5' 10" (1.78m)	Max Draft: 6' 1" (1.85m)

Speed, Capacities and Weight

Cruise Speed: 18 Kts. (21 MPH)	Max Speed: 22 Kts. (25 MPH)
Max Speed RPM: 2300 Kts.	Displacement: 145000 Pounds
Water Capacity: 400 Gallons	Holding Tank: 200 Gallons
Fuel Capacity: 2210 Gallons	

Accommodations

Total Cabins: 4

Total Berths: 5

Sleeps: 8

Total Heads: 4

Crew Cabin: 1

Crew Berths: 1

Crew Heads: 1

Hull and Deck Information

Hull Material: Fiberglass

Deck Material: Teak over Fiberglass

Hull Configuration: Modified V-Hull

Hull Color: White

Hull Finish: Stainless Steel

Exterior Designer: Tommaso Spadalini

Interior Designer: Gerry Panos

Engine Information

Engines: 2

Manufacturer: CAT

Model: 3412E

Engine Type: Inboard

Fuel Type: Diesel

DETAILED INFORMATION

Accommodations and Overview

DREAMCHASER has a rich interior feel due to extensive Burl wood throughout with bookmatching and high gloss finish. Originally constructed to be the builder "show model", combined with the current proud ownership and continual upgrading, this pristine yacht is a pleasure to tour. There are three king berth staterooms, each having a separate stairway down from the main deck. All have ensuite heads, two of which have bidets and Jacuzzi tubs, the forward stateroom head has a large shower. In addition there is a 4th guest cabin with upper and lower twin berths. On the main deck there is a day-head. Completely separated and accessed from a foredeck hatch is a single berth crew quarter which has a head, sink, and air-conditioning. Some of her other features are full walk-around side decks, covered overhead from amidships aft. The bulwarks are topped with a thick teak, varnished cap rail with 2" polished stainless safety railings from bow to stern. The entire boat was painted during a 2012 exterior refit that included the addition of a custom hardtop, new flybridge venturi windscreen, full bridge enclosure (poly panels that can be opened with soft aft curtains), enlarged forward deckhouse windows, extension of the flybridge deck (providing coverage for the aft deck settee), and refreshing of the teak decking. A large and open aft deck has a U-shaped, plush cushioned settee around a generous teak dining table with two fold up expanding leaves. Two teak cushioned chairs with an ottoman are just ahead of the table. Euro-styled curved stairways lead from either side down to the transom platform with stainless hoop railings. The flybridge is another highlight area with a large C-shaped settee and dining table to the portside. Forward is the helm console with twin Stidd helm chairs and to starboard is a nice lounge/couch followed aft by console containing refrigerator, sink, and Jenn-Aire grill. Above is mounted a flat-panel TV (HD sat dome and upgraded AV throughout the vessel). Further aft there are two teak steamer chaise lounges and a hot-tub shaded by a tailored tent canvas. Out towards the bow is an oversized sun lounge cushion. On the main deck the salon has a full sized leather couch to the portside with a dark wood and glass, rectangular cocktail table. Across to starboard are two comfortable arm chairs, one with ottoman. Between the chairs a built-in cabinet houses a pop-up lift with large, curved HD TV. Forward to the portside is a floating stairway to the bridge and just beyond a teak and holly landing foyer for a side deck wing door. A mirrored alcove and granite counter is forward with two wine coolers just below. Here is also the top of the stairway down to the mid stateroom. Moving forward to the portside is the day-head. Next forward is a raised platform, C-shaped dinette that is conveniently next to the lower helm station. Just aft and across is the open galley with stainless front appliances and a Teak & Holly sole. Granite countertops and upper cabinets with lighting beneath. There is a door to close off this whole forward area from the salon if privacy is preferred. Just ahead of the galley to the side of the helm station is a pantagraph wing door providing easy access to the side deck and bow. Forward is the

stairway to the bow stateroom. Although the layout preview is complete, there are many additional features which will be detailed in the following individual sections. Some of those highlights: Bow & Stern Thrusters (3 stations), Naiad Stabilizers, KVH HD7 high-def Sat antenna & receivers, Extensive Inverter systems allowing generator free evenings with cabin Air Conditioning, AC and DC powered Watermakers, LED lighting throughout the vessel, Garmin electronics with separate Computer running Nobeltec Deluxe software / new Autopilot / new Color CAT engine displays, SeaBlaze multi-color underwater lights and more. Customization of the exterior was completed in 2012, including enlarged deckhouse windows, extending of the flybridge aft, custom hardtop, and complete waterline up paint.

Aft Deck and Transom Platform

A spacious, comfortable area with teak decking and overstuffed, cushioned seating upholstered in a soft green regal pattern with two large teak chairs and an ottoman. The gloss teak table has an inlay compass rose on it with an actual brass compass embedded in the center with glass cover (unique!). This table has storage beneath in the base and 2 fold-up edge leafs. Comfortably seats 6, but 8 could fit. There is LED overhead lighting and a pair of flush mounted Bose speakers in the forward deckhouse wings and a Fusion stereo remote panel on by the starboard countertop. Also there are connections here for an additional TV and Sat receiver if desired. Boarding entry gates are from either side with attachments for the Marquipt boarding ladders. For entry from the transom platform there are curved stairways with handrails coming up either side of the settee. To the portside aft are the shore power connections with two Cablemaster outlets. Forward to either side of the centerline sliding salon door are banquet countertops gloss coated with teak bullnose and burgundy quartz tops. Beneath these counters in cabinets to port are two Premium stainless front free standing storage freezers and to starboard are storage cabinets.

- Hideaway portside aft docking station with MMC engine controls, bow/stern thruster controls, and start/stops
- Phantom unrolling screen door for salon sliding entry
- Les Jardins (French designer) teak chairs and ottoman
- Matching decorator pillows, fabrics are durable Sunbrella outdoor quality
- Black canvas fitted covers for all aft deck seating and furnishings
- Polished stainless supports for overhead also are attractive décor (overhead extended to cover settee backrest)
- Stainless roller hawseholes at outboard aft end of deck and bollard cleats
- Two flush mounted rod holders with rubber insert covers at aft end of teak cap railings
- Portside stairway there is a cabinet containing a fresh-water shower wand with hot/cold mixer faucet and a shore water inlet connection
- Transom platform has three 4" stainless hoop rails with deck receiver sockets to

store one forward (open)

- Stainless fold down swimming ladder
- Maxwell 1000 electric warping winch with foot pedal control
- Stainless center aft bollard for mooring
- Stainless and Lucite backlit nameboard on transom, DREAMCHASER
- LED courtesy lighting of aft Euro stairways
- 4 SEABLAZE multi-color underwater lights at transom

Salon and Dayhead

The main salon has primary entry from the aft deck sliding stainless and glass door. The beautiful burl wood is finished in high gloss, which is throughout the interior, exudes elegance without overpowering. Tight pile, light natural toned carpeting is tailor fitted with tan canvas floor runners. Large deckhouse window offer great views or the matched color wood blinds can provide privacy. A portside free-standing, off-white leather sofa with plush décor pillows invites relaxation. The ceiling has a overhead wood and lighted mirror inlay feature with attractive LED lighting.

- Portside forward is a floating curved stairway to the flybridge with brushed stainless steel railings
- Beyond the stairway to the portside is a Teak and Holly landing by a side deck watertight door
- Two Avante wine coolers are forward beneath granite topped display alcove with mirror, artwork, and lighting
- Plush leather couch with curved seat aft, ottoman forward, and great storage beneath - comfortable décor pillows
- Rectangular cocktail table with dark wood, glass inserts, and lower shelf
- Starboard side are two free-standing wood chairs upholstered with aft deck cushion matched fabric and one matched rattan décor ottoman
- Between chairs cabinet housing Hi-Low pop up 55" Samsung curved HD TV - next cabinet aft has slide out A/V component storage, Bose system, KVH controller, Samsung BlueRay player, Direct TV TiVo, Fusion Stereo, etc.
- Décor glass Turtle Sconces (2) in corners below upholstered valance panels with A/C diffuser vents above
- Brass Weems and Plath clock and barometer
- Forward starboard side are display shelves with glass doors and mounted on the wall World Time clock
- Between the forward end of the couch and stairway is granite topped cabinet and above a built-in shelf with a decorative table lamp and various tabletop artworks

Galley and Dinette

All appliances have brushed stainless steel faces and countertops are granite. The

galley sole is Teak and Holly.

- Whirlpool side-by-side refrigerator / freezer / icemaker with water / ice dispenser on door
- Full size Sharp Insight Pro oven and glass cooktop, 4 burners
- Microwave is a drawer style on top of the oven
- Miele dishwasher
- Undermount stainless steel sink with Delta Esque touch-control single handle faucet and pull down spray head
- Insta-Hot water tap
- In-sink garbage disposal
- Wall mounted digital weather station display
- Enlarged deckhouse window on starboard side
- Overhead cabinets for dish and glass storage
- Drawer storage beneath the countertops
- Pull out cutting board / hot plate
- Brass Weems and Plath tide clock mounted above doorway to salon

Dinette: At the inboard end of the galley overhead cabinet is mounted a Samsung flat-panel TV (for viewing from the dinette) with a SAT receiver inside the cabinet. Just below is a Jensen 12v stereo which has overhead speakers in this pilothouse area. The C-shaped cushions of the dinette are off-white majillite faux leather with black piping, accented with decorator throw pillows. Hung on the wall behind the dinette is a large chart of the Bahamas. The table of the dinette on a polished chrome stanchion is high gloss, teak edged, burgundy quartz acrylic finished. Outboard is a enlarged picture window and the entire seating area is on a raised (approx.8") platform with drawer storage (charts, placemats) beneath.

Navigation & Entertainment, Pilothouse

- MMC engine controls and SidePower Bow / Stern Thruster controls
- 15" KEP daylight-view display for Nav Computer, running Nobeltec Passport Deluxe software
- Simrad Autopilot AP28
- Three Garmin GMI 20s, digital data - speed, depth, and wind - 4-inch color LED displays
- Garmin 5212 touchscreen GPS Chart plotter
- Furuno FCV-600L recording depth sounder/fish finder, dual frequency
- Furuno 72-mile radar with open array scanner
- Garmin HD 48-mile Radar (dome)
- Garmin Sirius Weather module
- Naiad MultiSea II digital stabilizer control panel
- CAT color digital Marine Power 6.5" engine displays ('17)
- S/S windshield wipers (3) with washer sprays

- Hydraulic power steering with 3-spoke stainless helm wheel
- ICOM M127 Vhf radio with hailer function and Command Mic
- Furuno weather fax
- Color video monitor to see engine room and 5 other cameras (4 on aft deck, 2 fwd - 2 aft, 1 in salon)
- Fuel/water "Tank Tender" type gauge
- Ritchie Compass, 6-inch black
- Bilge Alarms, high water, and running light indicator lights
- Horn button, switch for high/low idle, synchronizer throttle handle selector
- Keyed ignition starts switches and push button stop switches
- Remote windlass control
- Remote control panel for bow spotlight, ITT Jabsco 225SL dual beam
- Remote control panels for 2 HRO watermakers
- Fireboy Fire Suppression system remote panel and manual deploy cable pull
- Intercom phone, 6 stations
- 2 Schneider Inverter monitor and control panels, Xantrex XW SCP
- To portside forward is a chart table area with red nightlight on flex mounting
- There is a Stidd helm chair (chrome/white) that has a pilothouse mount, but is stored off of the boat
- 8" Garmin color MFD in Master Stateroom
- 4" Garmin GMI 20 digital data display in 4th Stateroom
- KVH TracVision HD 7 SAT TV antenna
- 6 Direct TV receivers, digital recorders in the salon and MSR
- Bose Lifestyle sound system throughout main salon
- Fusion Audio System, 3 zones
- Samsung 55" Curved 4k TV in salon on Hi-Low lift
- HD Flat panels in all staterooms, 55" aft, 46" in mid and fwd, 32" in fourth S/R
- Samsung flat panel TV on galley cabinet, facing dinette, 20"
- All screens have either BluRay or DVD players and stereo sound systems
- Flybridge has a 32' Samsung Flat Panel TV on mount (no disc player)

Flybridge Deck

Interior stairway to flybridge - floating-style, curved steps are carpeted with canvas runner covers and brushed stainless banister railings to hinged opening flybridge hatch. Forward helm console with Venturi windscreen:

- CAT color Engine Display panels, MMC controls, Bow & Stern Thruster controls
- Two Garmin 5215 multi-function 15-inch displays
- Garmin GMI 20 digital 4-inch display - wind, depth, speed & temp
- ICOM M-604 VHF radio with hailer
- Ritchie compass, white 4-inch
- Simrad AP28 autopilot remote

- 2 search light controls, forward and aft
- Shakespeare marine VHF antennas and Hailer PA horn
- Furuno LCD display 72-mile Radar repeater
- Naiad MultiSea II digital stabilizer control panel
- Horn button, switch for high/low idle, synchronizer throttle handle selector
- Keyed ignition starts switches and push button stop switches
- Remote windlass control, 12v lighter plug, arch light switches
- Stainless Steel 3-spoke helm wheel
- Fusion Stereo remote panel
- Two white Stidd helm chairs with black piping trimmed cushions
- Intercom phone handset
- Rear View Mirror mounted to hardtop
- Access hatch to expansive storage area beneath forward bridge brow

Teak Decking beneath the Custom hardtop which has integral LED lighting. The Enclosure is three sides poly-carbonate panels which are track fastened to the windscreen, hardtop, radar arch and have opening panels. The rear side of the enclosure fastened to the aft of the radar arch is soft isinglass panels that can be rolled up or easily removed. Aft of the entry hatch on the portside is a comfortable dinette settee with large gloss teak adjustable dining table. Across behind the helm starboard is a comfortable lounge/daybed with circular pillow cushion. All the built in seating has custom cushions with white textured vinyl and fluffy black decorative piping, plus there are custom zebra patterned décor pillows. Storage beneath the lounge with life jacket packages. Also below is a fresh water Scandvik spray hose with hot/cold faucet. Starboard side aft beneath the radar arch is a fiberglass console housing a stainless front U-Line refrigerator with icemaker, Jenn-Aire grill, and stainless sink. Above is a 32" Flat Panel TV on adjustable swing mounting (with Direct TV box). Storage beneath the dinette seating is accessed from a door aft of the seating console. Above on top of the radar arch is a stainless signal light/flag mast and on the arch are matching SAT domes. Aft of the radar arch is a tracked canvas shade that secures to two stainless insert poles covering this afterdeck area - this shade can be strap secured to allow use while cruising. The deck is non-skid beyond the hardtop and like the side decks below there is a varnished teak cap rail with stainless safety railings around the perimeter, plus a stainless flag mast aft and stern running light housing. Two teak Queen Ann steamer lounge chaise chairs with fitted cushions and teak slat table. To the portside is a 2-3 person Soft-Tub free standing spa with cover and heater/motor. To the outboard starboard side is a davit with extendable boom (1500#?).

Staterooms and Crew quarter

There are three stairways down to the lower deck, each having one large king sized, full beam stateroom and ensuite head. The mid stairway has a small landing with doorway

to the mid king stateroom, as well as an entry door to the 4th guest stateroom. All staterooms have the same rich, book matched burl as the main deck and are smartly carpeted with plush, neutral toned, short-pile. The three king staterooms all have multiple climate control systems, which accommodates air-conditioning on evenings even when on anchor without generator running (110v by inverters). Each has its own Flat panel TV/ Direct TV receiver / Blu-Ray or DVD player, and stereo system. Berths all have tasteful linens and padded headboards, granite topped end tables to either side of the bed with decorative sconce lights above. All the heads have fresh-water Vacu-Flush toilets, glass bath enclosures, and stainless steel undermounted sinks with chrome plumbing fixtures. They also all have granite vanity tops and floors with large mirrors. The mid and aft stateroom heads have bidets and Jacuzzi tubs, also with shower wand fixtures. Forward Stateroom: Stairway is from the right of the lower helm station and leads down to the stateroom with walk-around king berth forward, centerline. To either side of the stateroom the hull side portholes are framed with sliding Shoji screens and the effect is attractive. Starboard side also has a swing out stool with desktop that opens to a make-up mirror. The aft wall of this stateroom has a love seat couch with end tables to either side. Just above wall mounted is a 46" flat panel HD TV. The aft port corner has a lighted display alcove with decorative items. Aft to starboard is the entrance to the ensuite head finished with granite, stainless, and mirrors. This head has a large stall shower. Mid Stateroom: Stairway is from the forward portside of the salon and leads down to the stateroom entrance aft. The walk-around king berth centered off the portside and immediately notable is the generous floor space in this room. In this stateroom the Shoji screens are to either side behind the berth and resulting light effect is notable. Forward side of this stateroom has a closet, built in dresser and cabinet. Above to the starboard corner is an adjustable mount supporting a 55" flat panel HD TV. Next aft is the ensuite head with the vanity to the outboard end, beautifully detailed vanity with small decor lamp to the side. The glass enclosed Jacuzzi is aft. To the forward side of this stateroom is a couch with framed artwork above and granite topped end table to one side with an attractive table lamp. Just past this couch is a hanging clothes closet. On a mount above the aft bed nightstand is a 8" Garmin color multi function display that can give all vessel info. To the left of the entry door is a lighted alcove with a bronze artwork sculpture. This is currently used as the Master Stateroom. Aft Stateroom: Stairway is from the aft starboard corner of the salon curving to the right and leads down to a landing area where there is a cabinet housing the primary electrical switching panels followed by the entry door to the aft stateroom. The walk-around king berth is positioned against the aft wall of the room. Neatly fitted with a textured design bedspread and decor pillows, owner's currently use this as the VIP Guest Stateroom. Mounted on the forward wall of the room is a 46" flat panel HDTV. To the portside are two hanging clothes closets and a built-in dresser between them with a floral arrangement on the countertop. Above are the sliding Shoji screens. Opposite to the starboard side of the room is a love seat couch with granite top end table to the side and Shoji screens above. Next aft is the entrance to the head with L-shaped vanity to the left with a small decorator lamp in the corner. The glass enclosure and Jacuzzi are across to the portside. 4th Stateroom:

This stateroom is accessed by the mid stairway and has twin upper/lower berths. If desired the upper bunk can be lowered to make this more of a lounge space. Inside the cabinet closest to the door are stacked but separate front-loading Miele clothes washer and Miele dryer. There are reading lights for either berth and the upper has the Shoji screen porthole treatments allowing natural lighting. There is a 32" flat panel HDTV on an adjustable mount which has it's own receiver and stereo. Also mounted here is a 4" Garmin GMI 20 display giving digital nav data/depth etc. Crew Quarter: Completely separated from the other staterooms, access is from a hatch on the foredeck (there are two hatches). A couple of steps in there is a full sized berth with an independent air-conditioning unit. Also inside this cabin is a head, a sink with granite vanity top, cabinets, and drawers.

Decks and Deck Equipment

- Full walk-around decks with courtesy and overhead lighting (LED)
- Varnished teak cap rail
- S/S deck fittings & large diameter welded railing with bow burgee mast staff
- Integral swim platform/cockpit, Euro stairways, aft deck, walk-arounds to midship, and flybridge beneath hardtop all with teak decking
- Molded non-skid deck surface on flybridge aft of hardtop and foredeck
- Fortress aluminum lunch anchor with steel chain lead & nylon rode
- Lewmar Bruce-type 80Kg primary anchor with 300' of 1/2" chain, stainless anchor chute with roller & stainless strike plate on hull below
- Maxwell 3500 windlass forward with pilothouse remote and oversized foot pedal controls on bow
- Maxwell 1000 warping line windlass on aft platform with foot pedal control
- FRP molded settee on aft deck with upholstered cushions
- 2012 flybridge enclosure with 3 sides acrylic and aft side isinglass
- Fresh water (or saltwater) washdown in anchor system so chain can be washed as it comes back into the chain locker
- Two deckhouse watertight side doors with stainless pantograph hinges, one from starboard deckhouse, one from forward portside salon
- Twin pairs of s/s mooring holes midships with spring cleats
- Twin pairs of s/s bow & stern mooring hawse holes with rollers
- Chain locker hatch
- Fender stowage cabinet
- Fold down s/s swim ladder aft
- Foredeck oversized lounge cushions (can comfortably fit 8 people) with canvas storage cover
- Foredeck "gullwing" hatches open to a spacious trunk storage area in upper deckhouse
- Deckhouse windows on sides and forward have snap on black textaline mesh shade covers

- Forward deckhouse windows have aircraft-styled black canvas window shade, sandwiched reflective board
- Four boarding gates, 2 forward and 2 to aft deck
- Marquipt 7-step collapsing Sea Stair with teak handrails and wheels
- Marquipt side mount ladder
- Dockside boarding stairway with non-skid steps and chrome banister
- Aft deck/Salon camera system for safety and security are linked to TV system and digital recorders
- Cable TV and telephone inlet plugs
- Ten black braided docklines, 1" and 1 1/8"
- Various sizes of rubber and inflatable fenders

Electrical Equipment

- 220v and 110v AC electrical systems, 12v and 24v DC electrical systems
- Two 32Kw Northern Lights generators in sound shield enclosures
- Two 50amp shorepower cables (100' each) with Glendinning Cablemaster auto reels, aft deck
- Batteries: 26 - 8D AGM, 2 - 4D, 1 - 1100 CA
- Battery Chargers: two 60amp 24-volt, one 40amp 24-volt, one 25amp 24-volt, one 90amp 12-volt, one 24-volt to 12-volt step down transformer
- Inverter/chargers: two 150amp 24-volt Xantrex XW 4D24
- Alternators: two 80amp 24-volt, one 100amp 24-volt

Inverter systems are capable of powering the entire 110v system of the yacht for up to 8 hours. There are automatic starts for generators if desired. This vessel has three separate HVAC systems aboard. Primary ships system is 220v consisting of 7 units totaling 152,000 BTUs. These units are sea-water cooled by two large raw water pumps plumbed in tandem. The 3 large staterooms all have independent 110v Air Conditioning systems capable of operating without shorepower or generator courtesy of this vessel's Inverter system. These units total an additional 24,000 BTUs. In the mid-stateroom there is a single 24v air-conditioner producing 10,000 BTUs. These two systems are not seawater cooled.

Plumbing

- FRESH WATER SYSTEM:
- 1200 gal/day HRO watermaker
- 400 gal/day HRO watermaker, 24-volt DC powered
- Remote control panels in pilothouse for both watermakers
- Two 20-gallon water heaters
- Two 110v fresh water system pressure pumps, one 24v fresh water pump

- Hot/Cold shower wands on swim platform & flybridge deck
- Fresh water wash down system with fore deck and aft deck spigots
- Fresh water outlet and sink in engine room
- UV filtered + 2 micron filter at galley and house system
- SANITARY SYSTEM:
- Vacuflush fresh water heads (day head + 3 en suite heads + crew quarters)
- Twin sump pump tanks with automatic sump pumps
- 50 gallon and 100 gallon holding tanks
- Macerator pumps and Y valves

Fuel System

- 2210 total gallons in aluminum 5052 fuel tanks (6 + daytank) with bypass valves/sight gauges
- Fuel changeover valve system to permit each engine to draw fuel from a gravity fed day tank and return fuel to a selection of 4 out of 6 total tanks
- Filler & vent for each tank
- Copper fuel lines
- Racor primary fuel filters (engines & gensets)

Engines and Mechanical Systems

- Extensive state of the art sound and vibration engineering done by Soundown (over \$60,000.00 spent)
- Twin 1400 hp diesel Caterpillar 3412E engines
- Engine exhaust outlets are underwater type with bypass outlets above the waterline and at the boat side
- Oil change system on engines and gensets
- Fireboy manual/automatic engine room fire suppression
- CAT engine room premium mechanical gauge package
- Engine room air intake and air outlets with blower motor covers
- Armco Aquamet s/s shafts with Duramax dripless shaft seals (3 ¼")
- Bronze struts
- S/S rudders
- NAIAD digital stabilizers (Multi Sea II controls)
- Bow & stern thrusters with controls at all 3 stations, Side Power, DC 24v and 48v
- Individual battery-operated CO2 & smoke detectors throughout the vessel
- 5-inch Vise, 6-inch grinding/polishing wheel, wash sink
- Sea cocks on all inlets/outlets that are below the water line
- Fireboy automatic engine room fire suppression system, manual override in pilothouse
- Color TV camera in engine room

- Stainless steel helm wheels with hydraulic steering
- LED & 12 volt lights in engine room
- 5 blade Nibral propellers
- Polished aluminum diamond plate floor - oriental rug runner
- Walls and floor plate exposed to view are filled & sanded smooth & painted with Awlgrip
- Extensive inventory of spare parts
- Electric clutch off starboard main engine for fire-fighting saltwater pump system to hose outside in aft deck starboard cabinet
- Engine room bilge high water level alarm
- Automatic bilge pump in each watertight compartment with high water alarm
- Manual bilge pump in each bilge compartment
- Visual/Audible bilge alarm panel in pilothouse

Construction

- Nova Marine Company Ltd. produces the Novatec line of yachts. They have been building yachts since 1983, including military patrol boats.
- Hand laid GRP
- Isophthalic gelcoat
- Isophthalic main lay-up use orthophthalic resin with mat & woven roving & unidirectional fiberglass reinforcement
- Divinycell foam core construction above water line
- Solid fiberglass construction below water line
- Longitudinal & transverse strengthening stringers throughout hull
- Deckhouse side doors are solid with s/s counter balance opening mechanism
- Interior hull bottom painted in gelcoat; puttied, sanded & gelcoated in the engine room
- SeaHawk Black anti-fouling paint on running gear & bottom
- Epoxy barrier coat for Osmosis treatment on bottom
- Hull & deck joints bolted & FRP bonded
- Watertight bulkheads

In 2012 an extensive exterior refit was accomplished including complete Awlcraft 2000 paint from waterline up. The flybridge windscreen was replaced with a new venturi styled unit and a custom hardtop was fabricated and installed. The rear of the flybridge had an extension created so the overhang would cover the aft deck lounge. On the forward deckhouse the windows were enlarged and restyled from the original construction. Since this time a fastidious owner has continually upgraded numerous systems throughout the boat.

Remarks

A great opportunity to take over a yacht which has benefited from experienced owners who have improved **DREAMCHASER** throughout their ownership.

Disclaimer & Exclusions

Exclusions: The **DREAMCHASER** is still in use by her owners and as result there are many personal items aboard that may be excluded from the sale. A complete list of exclusions will be provided upon request following seller's acceptance of offer.

Mechanical Disclaimer:

*Engine hours are as of the date of the original listing and are a representation of what the listing broker is told by the owner and/or actual reading of the engine hour meters. The broker cannot guarantee the true hours. It is the responsibility of the purchaser and/or his agent to verify engine hours, warranties implied or otherwise as well as all other representations noted on the listing brochure.

Exclusions


Owner's personal belongings.

Disclaimer

The Company offers the details of this vessel or yacht in good faith but cannot guarantee or warrant the accuracy of this information nor warrant the condition of the vessel. A buyer should instruct his representatives, agents, or his surveyors, to investigate such details as the buyer desires validated. This vessel or yacht is offered subject to prior sale, price change, or withdrawal without notice.

PHOTOS

Aft deck



Aft deck




Aft deck docking station




Salon forward



Salon, aft view




Salon starboard




Salon stairway to bridge, forward view



Salon portside




Salon portside aft, TV up, stairs to aft stateroom




Salon forward portside, stairs to mid staterooms



DayHead



Galley aft view




Galley forward view




Pilothouse helm




Dinette forward and helm




Helm and stairway to forward stateroom




Forward stateroom




Forward stateroom, aft view



Forward stateroom head



Mid stateroom




Mid stateroom, starboard view



Mid stateroom, port aft view




**Mid stateroom head with jacuzzi tub
aft**



Aft stateroom




Aft stateroom, forward view



Aft stateroom starboard view



Aft stateroom head



Aft stateroom, jacuzzi tub



Guest stateroom, mid ship



Laundry, mid ship



Forward crew cabin



Engine room



CAT 3412 E, 1400hp




Engine room, forward view



Side deck



Foredeck




Forward sun pads




Bridge helm




Bridge helm seats



Flybridge forward



Flybridge table and settee



Flybridge lounge and TV



Flybridge grill, sink, and refrigerator



Bridge soft-tub and lounge chairs




Chaise loungers aft



Underwater lights and night lighting



Aft profile



CONTACTS

Andrey Shestakov, leading yacht broker of the sales department of Shestakov Yacht Sales Inc. Shestakov Yacht Sales Inc., the official representative of the Miami/Fort Lauderdale FL headquarters.

Contact details

Email: **andrey@shestakovyachtsales.com**

Web: shestakovyachtsales.com/en/

Telephones

USA: **+1(954)274-4435**

Office hours

Monday – Saturday: **9:00 - 21:00** EDT

Sunday: **closed**

Address



Harbour Towne Marina, 850 NE 3rd St, STE 213, Dania, FL 33004