

SPIRIT — ROSBOROUGH BOATS LTD



Builder: ROSBOROUGH BOATS LTD

Year Built: 2008

Model: Cruiser

Price: PRICE ON APPLICATION

Location: United States

LOA: 25' 0" (7.62m)

Beam: 8' 6" (2.59m)

Min Draft: 1' 6" (0.46m)

Max Draft: 2' 2" (0.66m)

Cruise Speed: 17 Kts. (20 MPH)

Max Speed: 30 Kts. (35 MPH)

Our experienced yacht broker, Andrey Shestakov, will help you choose and buy a yacht that best suits your needs **Spirit — ROSBOROUGH BOATS LTD** from our catalogue. Presently, at **Shestakov Yacht Sales Inc.**, we have a wide variety of yachts available on our sale's list. We also work in close contact with all the big **yacht manufacturers** from all over the world.

If you would like to buy a yacht **Spirit — ROSBOROUGH BOATS LTD** or would like help answering any questions concerning purchasing, selling or chartering a yacht, please call **+1(954)274-4435**

TABLE OF CONTENTS

TABLE OF CONTENTS	2
SPECIFICATIONS	3
Basic Information	3
Dimensions	3
Speed, Capacities and Weight	3
Accommodations	3
Hull and Deck Information	3
Engine Information	4
DETAILED INFORMATION	5
Description	5
Walkthrough	5
Accommodations	5
Salon/Galley	5
Helm & Equipment	6
Stateroom	6
Cockpit	6
Engine and Deck Equipment	7
Trailer	7
Additional Units Included	7
Exclusions	7
Disclaimer	7
PHOTOS	9
CONTACTS	17
Contact details	17
Telephones	17
Office hours	17
Address	17

SPECIFICATIONS

Basic Information

Category: Cruiser

Model Year: 2008

Year Built: 2008

Country: United States

Cockpit: Yes

Dimensions

LOA: 25' 0" (7.62m)

LWL: 27' 0" (8.23m)

Beam: 8' 6" (2.59m)

Min Draft: 1' 6" (0.46m)

Max Draft: 2' 2" (0.66m)

Clearance: 7' 6" (2.29m)

Speed, Capacities and Weight

Cruise Speed: 17 Kts. (20 MPH)

Max Speed: 30 Kts. (35 MPH)

Displacement: 6900 Pounds

Water Capacity: 42 Gallons

Holding Tank: 33 Gallons

Fuel Capacity: 120 Gallons

Accommodations

Total Cabins: 1

Total Berths: 2

Total Heads: 1

Hull and Deck Information

Hull Material: Fiberglass

Engine Information

Engines: 1

Manufacturer: Evinrude

Model: E225DPXSCF

Engine Type: Outboard

Fuel Type: Gas/Petrol

DETAILED INFORMATION

Description

Spirit is a well maintained 2008 Rosborough Sedan Cruiser 246. Rosborough enjoys a reputation for solid construction that offers stability and ease of cruising. The Evinrude 225hp E-TEC outboard provides flexible, dependable and economical operation. Spirit has only been cruised in fresh water and stored under cover. The covered aft cockpit allows for open air seating and the cabin houses the galley and dinette, which converts to a berth. Both the starboard helm and the port navigator seat are adjacent to doors for easy access to the decks, convenient for single handing if desired. The included Shoreland'r dual axle trailer makes Spirit a great choice for cruising anywhere.

Walkthrough

Boarding Spirit at the covered aft cockpit, there are deck boxes port and starboard and a center line transom bench seat which tilts forward to uncover a large underneath storage well. Entering the cabin, the galley is to port with sink, two burner propane cooktop, refrigerator and microwave. All benches conceal underneath storage as well as drawers. To starboard is a dinette that converts to a berth. Forward is the starboard helm and port navigator seat. Port and starboard sliding doors allow access to the decks. A few steps down is the stateroom with a starboard head compartment and port side hanging locker. The V-berth is flanked by hull storage cubbies. The center v berth insert and can also be removed and mounted on a pedestal as a another dinette/table

Accommodations

Accommodations on Spirit are the forward V-berth, which has an insert to make it a double berth, and the combination dinette/berth in the main cabin.

Salon/Galley

Port galley:

- Stainless steel sink
- Two burner propane cooktop
- Microwave
- Cutting board that covers cooktop burners when not in use
- Under counter 12/120 volt refrigerator
- Three under counter cabinets
- One drawer

- Sliding window for light and ventilation; stationary window
- Window blinds

Starboard dinette:

- Dinette table that converts to a berth
- Under seat storage and drawers
- Starboard sliding window; stationary window
- Rear opening window
- Window blinds

Helm & Equipment

The starboard helm, port navigator seat and adjacent doors offer easy access to the decks.

- Fixed captain's chair with foot rest and storage below
- Stainless steel wheel
- E-TEC engine throttle and gear controls
- Garmin 5208 chart plotter - split screen capable; with chart updates
- Multifunction ICON gauge for E-TEC
- ICOM 504 VHF radio
- LENCO trim tab controls
- Ritchie compass
- Holding tank sensor
- 12-volt electrical panel
- Cup holder
- Opening center windshield
- Navigator seat with under seat storage and forward work surface
- Six gallon water heater

Stateroom

The stateroom is in the bow. To port as you enter is a hanging locker with storage above. To starboard is the head. The V-berth can be used as seating for a table, or converted to a full berth. Curtained portlights are port and starboard with an opening hatch above. Storage cubbies are located port and starboard.

Cockpit

The covered aft cockpit offers seating and storage. Aft and port deck storage boxes are located to be used as steps when boarding. The port deck boxes houses the propane tank. There is a center line bench with Sunbrella cushions. The bench tilts up

to reveals the aft bilge, fuel lines and storage area. There is a hot and cold shower on the port side of the cockpit.

Engine and Deck Equipment

Spirit is equipped with a 2008 Evinrude E-TEC 225 2-stroke engine which provides dependability and great fuel economy. (600 hour service recently performed) with a minimal suggested service interval of 300 hours. The Icon Evinrude engine monitoring system provides all data and diagnostics for the engine. It can hold and display both historical and contemporaneous performance.. This includes fuel usage and range etc. , so permits you to fine tune your performance with regard to miles per gallon, range, at the various rpm. The system provides instant performance feed back for adjusting the motor trim, and trim tabs to provide the most efficient cruising possible no matter how the boat is laden. For instance at approximately 20 mph on plane, with proper trim in smooth water you can enjoy a remarkable 2 to 3 miles per gallon fuel efficiency for potentially a range of 270+ miles with 10% reserve. More distance if at just below the 7 miles per hour hull speed limit getting a possible 7 to 8 mpg.. The Icon is a great cruising tool. Spirit is also equipped with a stern transom mount for a get home kicker or trolling motor. This outboard mount can be manually raised or lowered. Raised with the outboard tilted eliminates any drag from the outboard. Lowered it can be used to drive the boat. Stainless steel prop 20 and 30 amp power cords (25' each) with 30 amp to 20 amp adapter Six color matched fenders and lines Life preservers Magma propane grill

Trailer

The Shoreland'r dual axle trailer is included. The trailer is rated for 8,000 which allows for 3,000 lb variance from weight of the boat and trailer capacity.

Additional Units Included

2008 Shoreland'r Dual Axle galvanized

Exclusions


Owner's personal belongings.





Disclaimer



The Company offers the details of this vessel or yacht in good faith but cannot guarantee or warrant the accuracy of this information nor warrant the condition of the

vessel. A buyer should instruct his representatives, agents, or his surveyors, to investigate such details as the buyer desires validated. This vessel or yacht is offered subject to prior sale, price change, or withdrawal without notice.

PHOTOS




















CONTACTS

Andrey Shestakov, leading yacht broker of the sales department of Shestakov Yacht Sales Inc. Shestakov Yacht Sales Inc., the official representative of the Miami/Fort Lauderdale FL headquarters.

Contact details

Email: **andrey@shestakovyachtsales.com**

Web: shestakovyachtsales.com/en/

Telephones

USA: **+1(954)274-4435**

Office hours

Monday – Saturday: **9:00 - 21:00** EDT

Sunday: **closed**

Address



Harbour Towne Marina, 850 NE 3rd St, STE 213, Dania, FL 33004