

TOP SHELF — SEA RAY



Builder: SEA RAY

Year Built: 2014

Model: Cruiser

Price: PRICE ON APPLICATION

Location: United States

LOA: 51' 0" (15.54m)

Beam: 15' 4" (4.67m)

Min Draft: 4' 2" (1.27m)

Max Draft: 4' 4" (1.32m)

Our experienced yacht broker, Andrey Shestakov, will help you choose and buy a yacht that best suits your needs **TOP SHELF — SEA RAY** from **our catalogue**. Presently, at **Shestakov Yacht Sales Inc.**, we have a wide variety of yachts available on **our sale's list**. We also work in close contact with all the big **yacht manufacturers** from all over the world.

If you would like to buy a yacht **TOP SHELF — SEA RAY** or would like help answering any questions concerning purchasing, selling or chartering a yacht, please call **+1(954)274-4435**

TABLE OF CONTENTS

TABLE OF CONTENTS	2
SPECIFICATIONS	6
Basic Information	6
Dimensions	6
Speed, Capacities and Weight	6
Accommodations	6
Hull and Deck Information	6
Engine Information	7
DETAILED INFORMATION	8
Notable Features of TOP SHELF	8
Vessel Walkthrough	8
Salon	8
Galley	9
Lower Helm Area	9
Companionway	10
Master Cabin	10
Master Head	11
Twin Guest Cabin	11
VIP Cabin	12
Guest Head	12
Foredeck	12
Aft Deck/Cockpit	13
Flybridge	13
Helm	13
Engine Room	13
Electrical	14
Remarks	14
Exclusions	14

Exclusions	15
Disclaimer	15
PHOTOS	16
Salon Looking Forward to Port	16
Salon Looking Forward to Starboard	16
Salon Looking Starboard Aft	16
Salon Looking Port Aft	16
Salon Looking Aft	16
Galley	16
Galley Looking Forward	16
Galley Looking Aft	16
Salon Galley Cabinets	17
Starboard Side Lower Helm	17
Lower Helm Electronic Controls & Joystick	17
Helm Panel	17
Lower Helm Opening Window	17
Companionway Stairs	17
Companionway Laundry	17
Master Looking Aft	17
Master Looking to Port	18
Master Looking Forward	18
Master Looking to Starboard	18
Master Starboard Side Settee	18
Master Head	18
Master Shower	18
Twin Cabin Portside	18
Twin Cabin Large Dead Light	18
Twin Cabin Wine Cooler	19
VIP Looking Forward	19

VIP Looking Starboard	19
VIP Looking Aft	19
VIP Head	19
Bow	19
Bow Seat	19
Bow Seat Backrest Up	19
Bow Sun Lounge Position	20
Anchor Detail	20
Side Decks	20
Transom Area	20
Aft Deck	20
Custom Varnished Table	20
Aft Deck/Cockpit to Starboard	20
Easy Access to Flybridge	20
Tender Storage	21
Aft Electric Locker	21
All Canvas Up	21
Flybridge Sun Lounge	21
Flybridge Sun Lounge Seat	21
Foldable Backrest	21
Flybridge Bar	21
Flybridge Sun Lounge Aft Seating	21
Flybridge Sun Roof	22
Flybridge Starboard Side Helm	22
Helm	22
Helm Detail to Port	22
Helm Detail to Starboard	22
Helm Electronic Controls & Joystick	22
Sliding Helm Hatch	22

Engine Room Entrance	22
Starboard Engine	23
Starboard Zeus Drive	23
Port Engine	23
Port Zeus Drive	23
Cable Master & Iso Boost Transformer	23
Generator	23
Engine Panel & Charger	23
Forward of Starboard Engine	23
Hydraulic Lift Power Pack	24
Ready to Go!	24
CONTACTS	25
Contact details	25
Telephones	25
Office hours	25
Address	25

SPECIFICATIONS

Basic Information

Category: Cruiser

Model Year: 2015

Year Built: 2014

Country: United States

Vessel Top: Hardtop

Fly Bridge: Yes

Dimensions

LOA: 51' 0" (15.54m)

Beam: 15' 4" (4.67m)

Min Draft: 4' 2" (1.27m)

Max Draft: 4' 4" (1.32m)

Speed, Capacities and Weight

Gross Tonnage: 23 Pounds

Water Capacity: 130 Gallons

Holding Tank: 68 Gallons

Fuel Capacity: 500 Gallons

Accommodations

Total Cabins: 3

Sleeps: 8

Total Heads: 2

Hull and Deck Information

Hull Material: Fiberglass

Deck Material: Fiberglass

Hull Configuration: Modified V-Hull

Hull Designer: Sea Ray

Exterior Designer: Sea Ray

Interior Designer: Sea Ray

Engine Information

Engines: 2

Manufacturer: Cummins

Model: QSC 600/Zeus

Engine Type: Inboard

Fuel Type: Diesel

DETAILED INFORMATION

Notable Features of TOP SHELF

- Cummins/Zeus 600 engines w/joystick 400 hours • Hydraulic swim platform • DSS SAT TV system • Dual Raymarine screens at both helms • (4) Underwater lights
- Hardtop with sunroof • Boat (not engine) warranty till November 2018

Vessel Walkthrough

Boarding TOP SHELF is onto the hydraulic swim platform and up two steps to the Aft Deck/Cockpit area that is partially shaded from the Flybridge overhang above. An L shaped lounge to port provides plenty of seating. An optional high gloss teak table is installed forward. Comfortable stairs to starboard lead to the Flybridge.

The Salon has a unique three panel sliding entry door that nearly disappears into the bulkhead bring the “outside into the boat”.

Immediately to port is an Ultra Leather sofa that converts to sleep two with an optional coffee table lying in front.

To port is the entertainment center and main electrical panel aft. Next forward is a four person L shaped dinette table with a matching Ultra Leather surface.

Two steps up to port is the fully equipped Galley with a fully functional Lower Station to starboard. Visibility from this area is excellent.

Down six steps to the Accommodations Area with the full beam Master under the Salon/Galley area with an en suite Head with stall shower forward.

To port is a twin berth Stateroom with a filler to make a queen size berth. All the way forward is the VIP Cabin with a queen size berth on centerline. Aft to starboard is a dual access Head serving both forward cabins.

The Flybridge has the optional hardtop with sunroof and loads of seating options. This includes a sun pad forward of the Helm, dual helm seats to starboard, seating to port and a U shaped lounge with table aft that converts to a sun lounge.

Salon

Entrance to the Salon is via the three panel sliding stainless steel trimmed door with full drapes.

The Salon continues forward to the Galley and Lower Station making it one large area

with glass on all four sides.

The sole is a dark planked wood laminate which contrasts nicely to the eggshell color seating surfaces.

Immediately to port is a four cushion four person sofa covered in Ultra Leather that converts to sleep two. The forward end has an L section for extra leg support. An optional two leg hi-lo table offers both coffee table or dining height. It has a padded Ultra Leather cover to match the sofa.

Forward is a cabinet with the entertainment electronics for the main deck. They include a Direct TV DSS receiver, an LG Blue Ray player, a Rockford Fosgate AM/FM stereo with USB, SD, AUX and iPod inputs. There are also imports for gaming and HDMI connections.

To starboard upon entering is a 36" LG LED TV mounted to the bulkhead so all in the Salon can enjoy. Below is a two cabinet electrical panel expertly divided between AC and DC. Also within this panel is a water level gauge, waste system control, Glomex Terrestrial TV antenna and key switches to energize the ignition switches. There is a large storage drawer below.

Next forward is an L shaped settee upholstered to match the portside settee. There is a fixed height dinette table with two folding leaves and a padded Ultra Leather cover.

Also in the Salon are Roman shades over the side windows, six LED overhead light fixtures, hidden LED rope lights in the ceiling features, two stereo speakers and a digital AC control.

Galley

Up two steps to port is the full Galley which is open to the Salon. It occupies the portside of the raised level and contains the following equipment:

Wood sole to match the Salon 2 Burner Kenyon Ceran top cooktop Glass "keeper" aft on the countertop Solid surface Quartz countertop Cuisinart built in stainless steel microwave (2) Upgraded Vitri Frigo stainless steel fridge drawers w/sea locks (2) Upgraded Vitri Frigo stainless steel freezer drawers w/icemaker & sea locks Under mount stainless steel sink Grohe faucet Trash chute w/receptacle below (4) Large cabinet doors (4) Storage drawers to starboard behind helm (1) Large corner cabinet to starboard behind helm (2) Leather hinged top dish cabinets to starboard behind helm Roman shades (6) Overhead LED lights Exhaust fan fixture over cooktop

Lower Helm Area

One step up to starboard is the Lower Helm offering great visibility. Equipment includes:

Wood sole Stidd adjustable height helm seat in eggshell Ultra Leather Smartcraft DTS single lever electronic engine controls Zeus joystick Tilt leather helm wheel Mercury Smartcraft single LCD engine gauge panel (2) 12" Raymarine GS-125 glass bridge style MFD (2) Raymarine card readers MFD's read GPS, plotting, engine data, CCTV, radar, depth Raymarine Ray 260 VHF w/remote speaker ACR URP-102 spotlight control Stereo remote control Emergency engine stop Mercury "push to start/stop" Zeus Precision pilot w/Skyhook Sea Fire status control panel 12 Volt accessory outlet (3) Wiper controls w/water Fuel transfer controls Windlass controls Battery parallel switch Bilge pump control High water audio/visual alarm Defroster control Blower controls CO monitor Roman shades Opening vent window on starboard side

Companionway

Six centerline steps lead to Accommodations with the Master Cabin aft. The VIP is forward and the Guest Cabin is to port. The Head shared by the two forward cabins is to starboard.

Three steps hinge up to reveal the Splendide washer/dryer combo.

The entire Lower Companionway is open to the forward windshield above offering great ambient lighting when the windshield cover is removed.

A hatch in the sole accesses the yacht's main domestic water plumbing.

Hidden LED rope lighting provides a soft glow around the perimeter.

Master Cabin

The Master Cabin is aft and two steps down from the Main Accommodation Companionway.

Entering from the forward end is a queen size berth on centerline off the aft bulkhead. There are two large drawers at the foot of the berth as well as LED rope lights around the mattress keeper. A three panel mirror is on the bulkhead above the padded headboard. Above is a soffit with two LED lights. Each side of the berth has a nightstand and a gooseneck LED reading light. Open fiddled shelves face inward on each side of the berth.

The portside has a Rockford Fosgate DC stereo system with AM/FM/CD, Bluetooth, SD card, Sirius Sat radio, aux in and gaming inlet.

To the portside of the berth is a bank of six large drawers with a shelf above. Above the shelf are three fixed dead lights covered by a Roman shade. Furthest forward is a cedar lined hanging locker with an auto light and mirror on the exterior.

At the foot of the berth on the forward bulkhead is a 32" LG TV with an adjacent leather covered storage cabinet.

To starboard is a small dinette with two upholstered seats and a wood trimmed leather table beneath the matching three panel dead light covered with Roman shades.

Each seat has a storage drawer below. Also in this cabin are five additional LED overhead lights, LED rope accent lights in the ceiling features and valances, stereo speakers, carpet runner, CO monitor and a digital AC controller.

Master Head

Forward but within the cabin is the private Master Head. The sole is tiled. The vanity has two large drawers, a solid surface countertop with a vessel type china above counter sink. Above is a large three shelf mirrored medicine cabinet and a dead light behind Roman shades.

The toilet is a Vacuuflush model. The stall shower has a clear Lexan door, a tiled sole, a seat, handheld or wall mountable shower fixture, a fiddled shelf and a dead light with an opening porthole and screen.

Also in the Head are four LED overheads, an AC vent, GFCI protected outlets and an exhaust fan.

Twin Guest Cabin

To port is a twin lower berth cabin with the single berths off the aft bulkhead with a small nightstand between with a drawer below. A filler makes one large bed as needed.

A large dead light in the hull is over the outboard berth. It is covered by a Roman shade.

Above the dead light are three cabinet doors, the forward one housing an LG Blue Ray player. Next forward is an auto lit cedar lined locker with four shelves and a Dometic two temp wine cooler with a glass door. Below are two storage drawers.

Also in the cabin is a carpeted sole with carpet runners, hidden LED rope lights, a CO detector, a 24" LG LED TV, two reading lights and a mirrored headboard.

VIP Cabin

All the way forward is the VIP Cabin with a queen size berth on centerline. The headboard is padded leather. Below the berth are two large drawers facing aft and LED rope lights in the mattress keeper. Shelves port and starboard serve as nightstands.

Above the berth is an opening hatch with a sliding screen and sun cover. Both port and starboard are fiddled shelves followed by a row of three cabinet doors each side and large dead lights in the hull side. To port is a two door cedar lined hanging locker with auto light and mirrors on the exterior. To starboard is a single mirrored door cabinet with six cedar lined shelves.

Aft to starboard is the access to the shared Head. Aft to port is a built in 24" LG LED TV.

Also in the cabin is a carpeted sole with carpet runners, LG Blue Ray player, CO monitor, port and starboard steps to the bed and a digital AC controller.

Guest Head

Aft to starboard from the VIP is the Guest Head with two entrance doors, one from the VIP, the other from the Centerline Companionway.

The sole is tiled. The vanity has one large cabinet below and a sculpted surface countertop with a vessel type above counter sink. Above is a dead light behind Roman shades and a mirrored medicine cabinet. The toilet is a Vacuuflush model.

The stall shower has a clear acrylic door and side light, a seat, a handheld or wall mountable shower fixture, a fiddled shelf and a dead light with small opening porthole.

Also in the Head is a storage cabinet over the toilet, three LED lights, an exhaust fan and an AC vent.

Foredeck

Nonskid fiberglass decking Welded stainless steel bow rails w/lifelines Stainless steel anchor davit Quick electrical windlass for all chain w/foot switches for up/down Kodiak stainless steel anchor (2) Anchor lockers w/gas assist hatches Forward deck hatch to VIP Forward deck cushions w/foldup backrest & cover & stainless steel handrails & stainless steel drink holders International Navigation lights PVC rub rail w/stainless steel insert ACR remote control searchlight 12 Volt air horn Freshwater wash down spigot in anchor locker (3) Dual arm windshield wipers/washers Black Sunbrella windshield cover Stainless steel handrails on house side Frameless cabin side windows

Aft Deck/Cockpit

Fiberglass nonskid sole w/removable carpet over L shaped FRP seat to port w/lockable storage below, removable cushions Optional high gloss teak table w/padded cover Walk through hinged transom door Stainless steel handrails at side deck access (2) Molded FRP boarding steps port & starboard w/LED step lights (7) Molded FRP steps to Flybridge w/stainless steel handrail (4) LED step lights (4) Overhead LED lights (2) Stereo speakers (4) LED underwater lights Raymarine aft facing camera for docking U Line stainless steel icemaker Exterior audio upgrade includes upgraded speakers (2) Rod holders (3) Pane sliding stainless steel trimmed entry door, slides out of sight Engine Room access via gas shock assisted hatch 120 Volt GFCI outlet Hydraulic tender platform w/tender chocks Large storage drawer under FB steps Large storage cabinet under FB steps Full Aft Deck cover, hardtop to transom, black Sunbrella Freshwater wash down system Cockpit shower w/stainless steel cover Dockside water inlet w/pressure regulator Trunk for dock line storage Remote corded swim platform control Remote wireless swim platform control Dual stern cleats port & starboard

Flybridge

Fiberglass nonskid sole w/removable carpet Sliding bridge access hatch slides under aft seat FRP radar arch Optional hardtop w/stainless steel supports, (5) LED lights, sunroof & retractable sunshade Kenyon grill under solid surface over Small stainless steel sink under solid surface leaves Dometic 120 Volt stainless steel FB refrigerator Seating to port w/storage below Starboard side helm Sun pad forward of helm w/flip up convertible backrest U shaped seat aft w/hi-lo FRP table & filler cushion 120 Volt GFCI outlet Indirect low level LED lighting (2) Stereo speakers Subwoofer Stainless steel drink holder Table can mount forward when needed Stainless steel rails aft around L shaped seat Black Sunbrella covers for all bridge features Full Black Sunbrella bridge cover Venturi windshield w/handrail

Helm

(2) 12" Raymarine MFD screens w/radar, plotters, depth, CCTV & engine gauges (2) Raymarine card readers Raymarine Ray 260 VHF w/remote speakers Tilt leather helm wheel ACR URP-102 Point Pad spotlight control Zeus Precision Pilot w/Skyhook Mercury Smartcraft Vessel View 4 LED gauge panel Smartcraft DTS digital single lever clutch & throttle controls Smartcraft joystick 12 Volt accessory outlet Auto/manual/trim tab switches Battery parallel switch Windlass controls Hydraulic platform controls Sea Fire fire system status panel High water alarm Sunroof control Kill switch control Rockford Fosgate AM/FM/CD Bluetooth stereo Upholstered helm seat

Engine Room

High water alarm system Smartcraft digital throttle & shift (DTS) Power assist steering system (4) 12 Volt auto/manual bilge pumps (2) 12 Volt bilge blowers (13) 1 lb. Halon fire suppression systems Gel coated Engine Room 2" Engine Room insulation Stainless steel 6 step ladder 12 Volt LED lighting Groco sea water strainers Vaccuflush toilet system Dockside pump out for holding Dockside pump out for holding Overboard pump out for holding system w/interlock system Shower sump Freshwater wash down spigot Pressure water system 20 Gallon 240 volt water heater Oil Exchanger system 3 point 40,000 BTU reverse cycle air conditioning system w/(4) air handlers Auto trim tab system built into Zeus pod system Cummins coolant recovery bottles Airsep crankcase ventilation (2) Racor 900's for main engines (1) Ray 500 for generator Coolant recovery bottle for generator GHS lift power pack for swim platform

Electrical

12/24 Volt DC electrical system 120/240 Volt CC electrical system (2) 8D Batteries in battery boxes Pro Nautic 120 Volt 60 amp battery charger (3) Electric battery solenoid switches at electric panel Cable TV system w/inlet 240 Volt Glendinning cablemaster system Charles iso boost 50 transformer - 12 KVA 12.5 KW Onan generator in sound shield Full bonding system Main electric panel with: (11) 240 Volt breaker protected circuits (12) 120 Volt breaker protected circuits (2) Analog AC voltmeters (2) Analog AC amp meters (13) 12 Volt breaker protected circuits Analog DC voltmeter Analog DC amp meter Generator/start stop Water level indicator Waste system control w/level indicator Key switches to energize push to start buttons at helm (3) Solenoid type battery switches

Remarks

TOP SHELF is indeed **TOP SHELF!** She sports all of the popular options and then some. She is professionally washed, waxed, bottom cleaned and routinely check for fluids, pumps, lights, etc. She is ready to go!

Her matte walnut interior joinery and taupe/chocolate interior furnishings are very striking.

A full list of factory options is available but each is named in the specific area of the listing presentation.

TOP SHELF is a must see vessel for sale by an owner who has moved up!

Exclusions

While every effort was made to list all pertinent included equipment aboard **TOP SHELF**,

there are some personal belongings aboard. Prospective purchasers should assume any item not specifically mentioned herein will not convey at closing.

Exclusions


Owner's personal belongings.

Disclaimer


The Company offers the details of this vessel or yacht in good faith but cannot guarantee or warrant the accuracy of this information nor warrant the condition of the vessel. A buyer should instruct his representatives, agents, or his surveyors, to investigate such details as the buyer desires validated. This vessel or yacht is offered subject to prior sale, price change, or withdrawal without notice.

PHOTOS


Salon Looking Forward to Port




Salon Looking Forward to Starboard



Salon Looking Starboard Aft



Salon Looking Port Aft




Salon Looking Aft




Galley



Galley Looking Forward



Galley Looking Aft




Salon Galley Cabinets




Starboard Side Lower Helm




Helm Panel



Lower Helm Electronic Controls & Joystick




Lower Helm Opening Window



Companionway Stairs



Companionway Laundry



Master Looking Aft



Master Looking to Port



Master Looking Forward




Master Looking to Starboard



Master Starboard Side Settee



Master Head



Master Shower



Twin Cabin Portside



Twin Cabin Large Dead Light



Twin Cabin Wine Cooler



VIP Looking Forward




VIP Looking Starboard



VIP Looking Aft



VIP Head



Bow




Bow Seat



Bow Seat Backrest Up




Bow Sun Lounge Position




Anchor Detail




Side Decks




Transom Area




Aft Deck



Custom Varnished Table



Aft Deck/Cockpit to Starboard



Easy Access to Flybridge



Tender Storage



Aft Electric Locker




All Canvas Up



Flybridge Sun Lounge



Flybridge Sun Lounge Seat



Foldable Backrest



Flybridge Bar



Flybridge Sun Lounge Aft Seating



Flybridge Sun Roof



Flybridge Starboard Side Helm



Helm



Helm Detail to Port




Helm Detail to Starboard



Helm Electronic Controls & Joystick



Sliding Helm Hatch



Engine Room Entrance



Starboard Engine



Starboard Zeus Drive




Port Engine



Port Zeus Drive




Generator




Cable Master & Iso Boost Transformer



Engine Panel & Charger




Forward of Starboard Engine



Hydraulic Lift Power Pack



Ready to Go!



CONTACTS

Andrey Shestakov, leading yacht broker of the sales department of Shestakov Yacht Sales Inc. Shestakov Yacht Sales Inc., the official representative of the Miami/Fort Lauderdale FL headquarters.

Contact details

Email: **andrey@shestakovyachtsales.com**

Web: shestakovyachtsales.com/en/

Telephones

USA: **+1(954)274-4435**

Office hours

Monday – Saturday: **9:00 - 21:00** EDT

Sunday: **closed**

Address



Harbour Towne Marina, 850 NE 3rd St, STE 213, Dania, FL 33004