

## TOP SHELF — SEA RAY



**Судостроитель:** SEA RAY

**Год постройки:** 2014

**Модель:** Крейсер

**Цена:** ЦЕНА ЯХТЫ ПО ЗАПРОСУ

**Местонахождение:** United States

**Длина общая:** 51' 0" (15.54m)

**Ширина:** 15' 4" (4.67m)

**Мин. осадка:** 4' 2" (1.27m)

**Макс. осадка:** 4' 4" (1.32m)

Купить **TOP SHELF — SEA RAY** а также выбрать подходящую вам яхту из нашего **каталога яхт** вам поможет опытный яхтенный брокер Андрей Шестаков. На сегодняшний день компания **Shestakov Yacht Sales Inc.** имеет большое количество яхт в **собственном списке продаж**, а также тесно сотрудничает со всеми крупными **яхтенными производителями** по всему миру.

Для того чтобы купить яхту **TOP SHELF — SEA RAY** а также проконсультироваться по любому вопросу связанному с покупкой, продажей, чартером яхт позвоните по телефону **+7(918)465-66-44**.

# ОГЛАВЛЕНИЕ

---

|                               |    |
|-------------------------------|----|
| ОГЛАВЛЕНИЕ                    | 2  |
| ХАРАКТЕРИСТИКИ                | 6  |
| Основная информация           | 6  |
| Размеры                       | 6  |
| Скорость, вместимость и масса | 6  |
| Размещение                    | 6  |
| Корпус и палуба               | 7  |
| Информация о двигателе        | 7  |
| ПОДРОБНОЕ ОПИСАНИЕ            | 8  |
| Notable Features of TOP SHELF | 8  |
| Vessel Walkthrough            | 8  |
| Salon                         | 8  |
| Galley                        | 9  |
| Lower Helm Area               | 9  |
| Companionway                  | 10 |
| Master Cabin                  | 10 |
| Master Head                   | 11 |
| Twin Guest Cabin              | 11 |
| VIP Cabin                     | 12 |
| Guest Head                    | 12 |
| Foredeck                      | 12 |
| Aft Deck/Cockpit              | 13 |
| Flybridge                     | 13 |
| Helm                          | 13 |
| Engine Room                   | 13 |
| Electrical                    | 14 |
| Remarks                       | 14 |
| Exclusions                    | 14 |

|   |    |
|---|----|
| Исключения                                | 15 |
| Отказ от ответственности                  | 15 |
| ФОТОГРАФИИ                                | 16 |
| Salon Looking Forward to Port             | 16 |
| Salon Looking Forward to Starboard        | 16 |
| Salon Looking Starboard Aft               | 16 |
| Salon Looking Port Aft                    | 16 |
| Salon Looking Aft                         | 16 |
| Galley                                    | 16 |
| Galley Looking Forward                    | 16 |
| Galley Looking Aft                        | 16 |
| Salon Galley Cabinets                     | 17 |
| Starboard Side Lower Helm                 | 17 |
| Lower Helm Electronic Controls & Joystick | 17 |
| Helm Panel                                | 17 |
| Lower Helm Opening Window                 | 17 |
| Companionway Stairs                       | 17 |
| Companionway Laundry                      | 17 |
| Master Looking Aft                        | 17 |
| Master Looking to Port                    | 18 |
| Master Looking Forward                    | 18 |
| Master Looking to Starboard               | 18 |
| Master Starboard Side Settee              | 18 |
| Master Head                               | 18 |
| Master Shower                             | 18 |
| Twin Cabin Portside                       | 18 |
| Twin Cabin Large Dead Light               | 18 |
| Twin Cabin Wine Cooler                    | 19 |
| VIP Looking Forward                       | 19 |

|                                     |    |
|-------------------------------------|----|
| VIP Looking Starboard               | 19 |
| VIP Looking Aft                     | 19 |
| VIP Head                            | 19 |
| Bow                                 | 19 |
| Bow Seat                            | 19 |
| Bow Seat Backrest Up                | 19 |
| Bow Sun Lounge Position             | 20 |
| Anchor Detail                       | 20 |
| Side Decks                          | 20 |
| Transom Area                        | 20 |
| Aft Deck                            | 20 |
| Custom Varnished Table              | 20 |
| Aft Deck/Cockpit to Starboard       | 20 |
| Easy Access to Flybridge            | 20 |
| Tender Storage                      | 21 |
| Aft Electric Locker                 | 21 |
| All Canvas Up                       | 21 |
| Flybridge Sun Lounge                | 21 |
| Flybridge Sun Lounge Seat           | 21 |
| Foldable Backrest                   | 21 |
| Flybridge Bar                       | 21 |
| Flybridge Sun Lounge Aft Seating    | 21 |
| Flybridge Sun Roof                  | 22 |
| Flybridge Starboard Side Helm       | 22 |
| Helm                                | 22 |
| Helm Detail to Port                 | 22 |
| Helm Detail to Starboard            | 22 |
| Helm Electronic Controls & Joystick | 22 |
| Sliding Helm Hatch                  | 22 |

---

|                                      |           |
|--------------------------------------|-----------|
| Engine Room Entrance                 | 22        |
| Starboard Engine                     | 23        |
| Starboard Zeus Drive                 | 23        |
| Port Engine                          | 23        |
| Port Zeus Drive                      | 23        |
| Cable Master & Iso Boost Transformer | 23        |
| Generator                            | 23        |
| Engine Panel & Charger               | 23        |
| Forward of Starboard Engine          | 23        |
| Hydraulic Lift Power Pack            | 24        |
| Ready to Go!                         | 24        |
| <b>КОНТАКТЫ</b>                      | <b>25</b> |
| Контактная информация                | 25        |
| Телефоны                             | 25        |
| Время работы                         | 25        |
| Адрес                                | 25        |

# ХАРАКТЕРИСТИКИ

## Основная информация

**Тип судна:** Крейсер

**Модельный год:** 2015

**Год постройки:** 2014

**Страна:** United States

**Верх:** Hardtop

**Открытая палуба мостика:** Да

## Размеры

**Длина общая:** 51' 0" (15.54m)

**Ширина:** 15' 4" (4.67m)

**Мин. осадка:** 4' 2" (1.27m)

**Макс. осадка:** 4' 4" (1.32m)

## Скорость, вместимость и масса

**Чистый вес:** 23 Pounds

**Вместимость воды:** 130 Gallons

**Вместимость сточного бака:** 68  
Gallons

**Объем топливного бака:** 500  
Gallons

## Размещение

**Всего кают:** 3

**Спальные места:** 8

**Всего ком. состава:** 2

## Корпус и палуба

---

**Материал корпуса:** Fiberglass

**Материал палубы:** Fiberglass

**Комплектация корпуса:** Modified V-Hull

**Дизайнер корпуса:** Sea Ray

**Дизайнер экстерьера:** Sea Ray

**Дизайнер интерьера:** Sea Ray

## Информация о двигателе

---

**Двигатели:** 2

**Производитель:** Cummins

**Модель:** QSC 600/Zeus

**Тип двигателя:** Inboard

**Тип топлива:** Diesel

---

# ПОДРОБНОЕ ОПИСАНИЕ

---

## Notable Features of TOP SHELF

---

- Cummins/Zeus 600 engines w/joystick 400 hours • Hydraulic swim platform • DSS SAT TV system • Dual Raymarine screens at both helms • (4) Underwater lights
- Hardtop with sunroof • Boat (not engine) warranty till November 2018

## Vessel Walkthrough

---

Boarding TOP SHELF is onto the hydraulic swim platform and up two steps to the Aft Deck/Cockpit area that is partially shaded from the Flybridge overhang above. An L shaped lounge to port provides plenty of seating. An optional high gloss teak table is installed forward. Comfortable stairs to starboard lead to the Flybridge.

The Salon has a unique three panel sliding entry door that nearly disappears into the bulkhead bring the “outside into the boat”.

Immediately to port is an Ultra Leather sofa that converts to sleep two with an optional coffee table lying in front.

To port is the entertainment center and main electrical panel aft. Next forward is a four person L shaped dinette table with a matching Ultra Leather surface.

Two steps up to port is the fully equipped Galley with a fully functional Lower Station to starboard. Visibility from this area is excellent.

Down six steps to the Accommodations Area with the full beam Master under the Salon/Galley area with an en suite Head with stall shower forward.

To port is a twin berth Stateroom with a filler to make a queen size berth. All the way forward is the VIP Cabin with a queen size berth on centerline. Aft to starboard is a dual access Head serving both forward cabins.

The Flybridge has the optional hardtop with sunroof and loads of seating options. This includes a sun pad forward of the Helm, dual helm seats to starboard, seating to port and a U shaped lounge with table aft that converts to a sun lounge.

## Salon

---

Entrance to the Salon is via the three panel sliding stainless steel trimmed door with full drapes.

The Salon continues forward to the Galley and Lower Station making it one large area



with glass on all four sides.

The sole is a dark planked wood laminate which contrasts nicely to the eggshell color seating surfaces.

Immediately to port is a four cushion four person sofa covered in Ultra Leather that converts to sleep two. The forward end has an L section for extra leg support. An optional two leg hi-lo table offers both coffee table or dining height. It has a padded Ultra Leather cover to match the sofa.

Forward is a cabinet with the entertainment electronics for the main deck. They include a Direct TV DSS receiver, an LG Blue Ray player, a Rockford Fosgate AM/FM stereo with USB, SD, AUX and iPod inputs. There are also imports for gaming and HDMI connections.

To starboard upon entering is a 36" LG LED TV mounted to the bulkhead so all in the Salon can enjoy. Below is a two cabinet electrical panel expertly divided between AC and DC. Also within this panel is a water level gauge, waste system control, Glomex Terrestrial TV antenna and key switches to energize the ignition switches. There is a large storage drawer below.

Next forward is an L shaped settee upholstered to match the portside settee. There is a fixed height dinette table with two folding leaves and a padded Ultra Leather cover.

Also in the Salon are Roman shades over the side windows, six LED overhead light fixtures, hidden LED rope lights in the ceiling features, two stereo speakers and a digital AC control.

---

## Galley

---

Up two steps to port is the full Galley which is open to the Salon. It occupies the portside of the raised level and contains the following equipment:

Wood sole to match the Salon 2 Burner Kenyon Ceran top cooktop Glass "keeper" aft on the countertop Solid surface Quartz countertop Cuisinart built in stainless steel microwave (2) Upgraded Vitri Frigo stainless steel fridge drawers w/sea locks (2) Upgraded Vitri Frigo stainless steel freezer drawers w/icemaker & sea locks Under mount stainless steel sink Grohe faucet Trash chute w/receptacle below (4) Large cabinet doors (4) Storage drawers to starboard behind helm (1) Large corner cabinet to starboard behind helm (2) Leather hinged top dish cabinets to starboard behind helm Roman shades (6) Overhead LED lights Exhaust fan fixture over cooktop

---

## Lower Helm Area

---

One step up to starboard is the Lower Helm offering great visibility. Equipment includes:

Wood sole Stidd adjustable height helm seat in eggshell Ultra Leather Smartcraft DTS single lever electronic engine controls Zeus joystick Tilt leather helm wheel Mercury Smartcraft single LCD engine gauge panel (2) 12" Raymarine GS-125 glass bridge style MFD (2) Raymarine card readers MFD's read GPS, plotting, engine data, CCTV, radar, depth Raymarine Ray 260 VHF w/remote speaker ACR URP-102 spotlight control Stereo remote control Emergency engine stop Mercury "push to start/stop" Zeus Precision pilot w/Skyhook Sea Fire status control panel 12 Volt accessory outlet (3) Wiper controls w/water Fuel transfer controls Windlass controls Battery parallel switch Bilge pump control High water audio/visual alarm Defroster control Blower controls CO monitor Roman shades Opening vent window on starboard side

## Companionway

---

Six centerline steps lead to Accommodations with the Master Cabin aft. The VIP is forward and the Guest Cabin is to port. The Head shared by the two forward cabins is to starboard.

Three steps hinge up to reveal the Splendide washer/dryer combo.

The entire Lower Companionway is open to the forward windshield above offering great ambient lighting when the windshield cover is removed.

A hatch in the sole accesses the yacht's main domestic water plumbing.

Hidden LED rope lighting provides a soft glow around the perimeter.

## Master Cabin

---

The Master Cabin is aft and two steps down from the Main Accommodation Companionway.

Entering from the forward end is a queen size berth on centerline off the aft bulkhead. There are two large drawers at the foot of the berth as well as LED rope lights around the mattress keeper. A three panel mirror is on the bulkhead above the padded headboard. Above is a soffit with two LED lights. Each side of the berth has a nightstand and a gooseneck LED reading light. Open fiddled shelves face inward on each side of the berth.

The portside has a Rockford Fosgate DC stereo system with AM/FM/CD, Bluetooth, SD card, Sirius Sat radio, aux in and gaming inlet.

To the portside of the berth is a bank of six large drawers with a shelf above. Above the shelf are three fixed dead lights covered by a Roman shade. Furthest forward is a cedar lined hanging locker with an auto light and mirror on the exterior.

At the foot of the berth on the forward bulkhead is a 32" LG TV with an adjacent leather covered storage cabinet.

To starboard is a small dinette with two upholstered seats and a wood trimmed leather table beneath the matching three panel dead light covered with Roman shades.

Each seat has a storage drawer below. Also in this cabin are five additional LED overhead lights, LED rope accent lights in the ceiling features and valances, stereo speakers, carpet runner, CO monitor and a digital AC controller.

---

## Master Head

---

Forward but within the cabin is the private Master Head. The sole is tiled. The vanity has two large drawers, a solid surface countertop with a vessel type china above counter sink. Above is a large three shelf mirrored medicine cabinet and a dead light behind Roman shades.

The toilet is a Vacuflush model. The stall shower has a clear Lexan door, a tiled sole, a seat, handheld or wall mountable shower fixture, a fiddled shelf and a dead light with an opening porthole and screen.

Also in the Head are four LED overheads, an AC vent, GFCI protected outlets and an exhaust fan.

---

## Twin Guest Cabin

---

To port is a twin lower berth cabin with the single berths off the aft bulkhead with a small nightstand between with a drawer below. A filler makes one large bed as needed.

A large dead light in the hull is over the outboard berth. It is covered by a Roman shade.

Above the dead light are three cabinet doors, the forward one housing an LG Blue Ray player. Next forward is an auto lit cedar lined locker with four shelves and a Dometic two temp wine cooler with a glass door. Below are two storage drawers.

Also in the cabin is a carpeted sole with carpet runners, hidden LED rope lights, a CO detector, a 24" LG LED TV, two reading lights and a mirrored headboard.

---

## VIP Cabin

---

All the way forward is the VIP Cabin with a queen size berth on centerline. The headboard is padded leather. Below the berth are two large drawers facing aft and LED rope lights in the mattress keeper. Shelves port and starboard serve as nightstands.

Above the berth is an opening hatch with a sliding screen and sun cover. Both port and starboard are fiddled shelves followed by a row of three cabinet doors each side and large dead lights in the hull side. To port is a two door cedar lined hanging locker with auto light and mirrors on the exterior. To starboard is a single mirrored door cabinet with six cedar lined shelves.

Aft to starboard is the access to the shared Head. Aft to port is a built in 24" LG LED TV.

Also in the cabin is a carpeted sole with carpet runners, LG Blue Ray player, CO monitor, port and starboard steps to the bed and a digital AC controller.

---

## Guest Head

---

Aft to starboard from the VIP is the Guest Head with two entrance doors, one from the VIP, the other from the Centerline Companionway.

The sole is tiled. The vanity has one large cabinet below and a sculpted surface countertop with a vessel type above counter sink. Above is a dead light behind Roman shades and a mirrored medicine cabinet. The toilet is a Vacuflush model.

The stall shower has a clear acrylic door and side light, a seat, a handheld or wall mountable shower fixture, a fiddled shelf and a dead light with small opening porthole.

Also in the Head is a storage cabinet over the toilet, three LED lights, an exhaust fan and an AC vent.

---

## Foredeck

---

Nonskid fiberglass decking Welded stainless steel bow rails w/lifelines Stainless steel anchor davit Quick electrical windlass for all chain w/foot switches for up/down Kodiak stainless steel anchor (2) Anchor lockers w/gas assist hatches Forward deck hatch to VIP Forward deck cushions w/foldup backrest & cover & stainless steel handrails & stainless steel drink holders International Navigation lights PVC rub rail w/stainless steel insert ACR remote control searchlight 12 Volt air horn Freshwater wash down spigot in anchor locker (3) Dual arm windshield wipers/washers Black Sunbrella windshield cover Stainless steel handrails on house side Frameless cabin side windows

## Aft Deck/Cockpit

---

Fiberglass nonskid sole w/removable carpet over L shaped FRP seat to port w/lockable storage below, removable cushions Optional high gloss teak table w/padded cover Walk through hinged transom door Stainless steel handrails at side deck access (2) Molded FRP boarding steps port & starboard w/LED step lights (7) Molded FRP steps to Flybridge w/stainless steel handrail (4) LED step lights (4) Overhead LED lights (2) Stereo speakers (4) LED underwater lights Raymarine aft facing camera for docking U Line stainless steel icemaker Exterior audio upgrade includes upgraded speakers (2) Rod holders (3) Pane sliding stainless steel trimmed entry door, slides out of sight Engine Room access via gas shock assisted hatch 120 Volt GFCI outlet Hydraulic tender platform w/tender chocks Large storage drawer under FB steps Large storage cabinet under FB steps Full Aft Deck cover, hardtop to transom, black Sunbrella Freshwater wash down system Cockpit shower w/stainless steel cover Dockside water inlet w/pressure regulator Trunk for dock line storage Remote corded swim platform control Remote wireless swim platform control Dual stern cleats port & starboard

## Flybridge

---

Fiberglass nonskid sole w/removable carpet Sliding bridge access hatch slides under aft seat FRP radar arch Optional hardtop w/stainless steel supports, (5) LED lights, sunroof & retractable sunshade Kenyon grill under solid surface over Small stainless steel sink under solid surface leaves Dometic 120 Volt stainless steel FB refrigerator Seating to port w/storage below Starboard side helm Sun pad forward of helm w/flip up convertible backrest U shaped seat aft w/hi-lo FRP table & filler cushion 120 Volt GFCI outlet Indirect low level LED lighting (2) Stereo speakers Subwoofer Stainless steel drink holder Table can mount forward when needed Stainless steel rails aft around L shaped seat Black Sunbrella covers for all bridge features Full Black Sunbrella bridge cover Venturi windshield w/handrail

## Helm

---

(2) 12" Raymarine MFD screens w/radar, plotters, depth, CCTV & engine gauges (2) Raymarine card readers Raymarine Ray 260 VHF w/remote speakers Tilt leather helm wheel ACR URP-102 Point Pad spotlight control Zeus Precision Pilot w/Skyhook Mercury Smartcraft Vessel View 4 LED gauge panel Smartcraft DTS digital single lever clutch & throttle controls Smartcraft joystick 12 Volt accessory outlet Auto/manual/trim tab switches Battery parallel switch Windlass controls Hydraulic platform controls Sea Fire fire system status panel High water alarm Sunroof control Kill switch control Rockford Fosgate AM/FM/CD Bluetooth stereo Upholstered helm seat

## Engine Room

---

High water alarm system Smartcraft digital throttle & shift (DTS) Power assist steering system (4) 12 Volt auto/manual bilge pumps (2) 12 Volt bilge blowers (13) 1 lb. Halon fire suppression systems Gel coated Engine Room 2" Engine Room insulation Stainless steel 6 step ladder 12 Volt LED lighting Groco sea water strainers Vaccuflush toilet system Dockside pump out for holding Dockside pump out for holding Overboard pump out for holding system w/interlock system Shower sump Freshwater wash down spigot Pressure water system 20 Gallon 240 volt water heater Oil Exchanger system 3 point 40,000 BTU reverse cycle air conditioning system w/(4) air handlers Auto trim tab system built into Zeus pod system Cummins coolant recovery bottles Airsep crankcase ventilation (2) Racor 900's for main engines (1) Ray 500 for generator Coolant recovery bottle for generator GHS lift power pack for swim platform

## Electrical

12/24 Volt DC electrical system 120/240 Volt CC electrical system (2) 8D Batteries in battery boxes Pro Nautic 120 Volt 60 amp battery charger (3) Electric battery solenoid switches at electric panel Cable TV system w/inlet 240 Volt Glendinning cabledmaster system Charles iso boost 50 transformer - 12 KVA 12.5 KW Onan generator in sound shield Full bonding system Main electric panel with: (11) 240 Volt breaker protected circuits (12) 120 Volt breaker protected circuits (2) Analog AC voltmeters (2) Analog AC amp meters (13) 12 Volt breaker protected circuits Analog DC voltmeter Analog DC amp meter Generator/start stop Water level indicator Waste system control w/level indicator Key switches to energize push to start buttons at helm (3) Solenoid type battery switches

## Remarks

**TOP SHELF** is indeed **TOP SHELF!** She sports all of the popular options and then some. She is professionally washed, waxed, bottom cleaned and routinely check for fluids, pumps, lights, etc. She is ready to go!

Her matte walnut interior joinery and taupe/chocolate interior furnishings are very striking.

A full list of factory options is available but each is named in the specific area of the listing presentation.

**TOP SHELF** is a must see vessel for sale by an owner who has moved up!

## Exclusions

While every effort was made to list all pertinent included equipment aboard **TOP SHELF**,

there are some personal belongings aboard. Prospective purchasers should assume any item not specifically mentioned herein will not convey at closing.

## **Исключения**

---

При продаже яхты исключаются личные вещи владельца.

## **Отказ от ответственности**


---

Компания предоставляет описание судна или яхты добросовестно, но не может гарантировать точность этой информации, а также не ручается за техническое состояние. Покупатель должен проинструктировать своих агентов или оценщиков исследовать представленную информацию более подробно, по собственному желанию. Продажа судна или яхты, изменение цены или снятие с продажи будет происходить без предварительного уведомления.

# ФОТОГРАФИИ

---


**Salon Looking Forward to Port**



**Salon Looking Forward to Starboard**



**Salon Looking Starboard Aft**



**Salon Looking Port Aft**




**Salon Looking Aft**




**Galley**



**Galley Looking Forward**



**Galley Looking Aft**






**Salon Galley Cabinets**



**Starboard Side Lower Helm**




**Helm Panel**



**Lower Helm Electronic Controls & Joystick**




**Lower Helm Opening Window**



**Companionway Stairs**



**Companionway Laundry**



**Master Looking Aft**



**Master Looking to Port**



**Master Looking Forward**



**Master Looking to Starboard**



**Master Starboard Side Settee**



**Master Head**



**Master Shower**



**Twin Cabin Portside**



**Twin Cabin Large Dead Light**



**Twin Cabin Wine Cooler**



**VIP Looking Forward**



**VIP Looking Starboard**



**VIP Looking Aft**



**VIP Head**



**Bow**



**Bow Seat**



**Bow Seat Backrest Up**



**Bow Sun Lounge Position**



**Anchor Detail**




**Side Decks**




**Transom Area**



**Aft Deck**



**Custom Varnished Table**



**Aft Deck/Cockpit to Starboard**



**Easy Access to Flybridge**



**Tender Storage**



**Aft Electric Locker**



**All Canvas Up**



**Flybridge Sun Lounge**



**Flybridge Sun Lounge Seat**



**Foldable Backrest**



**Flybridge Bar**



**Flybridge Sun Lounge Aft Seating**



**Flybridge Sun Roof**



**Flybridge Starboard Side Helm**



**Helm**



**Helm Detail to Port**




**Helm Detail to Starboard**



**Helm Electronic Controls & Joystick**



**Sliding Helm Hatch**



**Engine Room Entrance**



**Starboard Engine**



**Starboard Zeus Drive**




**Port Engine**



**Port Zeus Drive**




**Generator**




**Cable Master & Iso Boost  
Transformer**



**Engine Panel & Charger**



**Forward of Starboard Engine**



## Hydraulic Lift Power Pack



## Ready to Go!





# КОНТАКТЫ

---

Андрей Шестаков (Andrey Shestakov) – ведущий яхтенный брокер отдела продаж яхт и судов компании Shestakov Yacht Sales Inc. Официальный представитель Shestakov Yacht Sales Inc. для русскоговорящих клиентов в центральном офисе компании в Майами/Форт Лодердейл/Флорида/США.

## Контактная информация

---

Email: **andrey@shestakovyachtsales.com**

Web: [shestakovyachtsales.com](http://shestakovyachtsales.com)

## Телефоны

---

Краснодарский край: **+7(918)465-66-44**

США, Майами, Флорида: **+1(954)274-4435**

## Время работы

---

Понедельник – Суббота: **9:00 - 21:00** EDT

Воскресенье: **Закрыто**

## Адрес

---



Harbour Towne Marina, 850 NE 3rd St, STE 213, Dania, FL 33004