


SACAJAWEA — JEFFERSON



Судостроитель: JEFFERSON

Год постройки: 1987

Модель: Моторная яхта

Цена: ЦЕНА ЯХТЫ ПО ЗАПРОСУ

Местонахождение: United States

Длина общая: 42' 0" (12.80m)

Ширина: 14' 3" (4.34m)

Мин. осадка: 3' 10" (1.17m)

Макс. осадка: 3' 10" (1.17m)

Крейс. скорость: 8 Kts. (9 MPH)

Макс. скорость: 16 Kts. (18 MPH)

Купить **Sacajawea — JEFFERSON** а также выбрать подходящую вам яхту из нашего **каталога яхт** вам поможет опытный яхтенный брокер Андрей Шестаков. На сегодняшний день компания **Shestakov Yacht Sales Inc.** имеет большое количество яхт в **собственном списке продаж**, а также тесно сотрудничает со всеми крупными **яхтенными производителями** по всему миру.

Для того чтобы купить яхту **Sacajawea — JEFFERSON** а также проконсультироваться по любому вопросу связанному с покупкой, продажей, чартером яхт позвоните по телефону **+7(918)465-66-44**.

ОГЛАВЛЕНИЕ

ОГЛАВЛЕНИЕ	2
ХАРАКТЕРИСТИКИ	4
Обзор	4
Основная информация	4
Размеры	4
Скорость, вместимость и масса	4
Размещение	5
Корпус и палуба	5
Информация о двигателе	5
ПОДРОБНОЕ ОПИСАНИЕ	6
Additional Units Included	6
Walkthrough	6
Accommodations	6
Galley	6
Dining	6
Master Stateroom	7
Guest Stateroom	7
Lower Helm	7
Fly Bridge	7
Sundeck	7
Audio & Visual Equipment	7
Electronics	8
Electrical System	8
Engine / Mechanical Equipment	8
Deck Equipment	8
Tender	8
Safety & Fire Protection	9
Exclusions	9

Исключения	9
Отказ от ответственности	9
ФОТОГРАФИИ	10
КОНТАКТЫ	17
Контактная информация	17
Телефоны	17
Время работы	17
Адрес	17

ХАРАКТЕРИСТИКИ

Обзор

Sacajawea is a well-maintained 1987 42' Jefferson. She offers twin Cummins 210 hp main engines, 8 kW Westerbeke generator, 2000 watt inverter, extended keel for better prop protection, 2 stateroom, 2 head layout, full-beam master stateroom aft, newer Garmin 7212 MFD's and Radar, new mattresses and cushions, and an Eisenglass flybridge enclosure. She is Great Loop capable.

Основная информация

Тип судна: Моторная яхта

Подкатегория: Aft Cabin

Модельный год: 1987

Год постройки: 1987

Страна: United States

Размеры

Длина общая: 42' 0" (12.80m)

Длина по ватерлинии: 37' 8" (11.48m)

Ширина: 14' 3" (4.34m)

Мин. осадка: 3' 10" (1.17m)

Макс. осадка: 3' 10" (1.17m)

Трапы: 19' 0" (5.79m)

Скорость, вместимость и масса

Крейс. скорость: 8 Kts. (9 MPH)

Макс. скорость: 16 Kts. (18 MPH)

Водоизмещение: 30000 Pounds

Вместимость воды: 200 Gallons

Вместимость сточного бака: 40 Gallons

Объем топливного бака: 350 Gallons

Размещение

Всего кают: 2

Всего коек: 4

Спальные места: 6

Всего ком. состава: 2

Корпус и палуба

Материал корпуса: Fiberglass

Комплектация корпуса: Modified V-Hull

Информация о двигателе

Двигатели: 2

Производитель: Cummins

Модель: 6BT5.9-M

Тип двигателя: Inboard

Тип топлива: Diesel

ПОДРОБНОЕ ОПИСАНИЕ

Additional Units Included

2006 AB RIB

Walkthrough

From the covered aftdeck, you can walk out either side deck to the foredeck, step down to the fiberglass swim platform via the stainless steel and teak ladder, step up to the flybridge via the stainless steel and teak steps or step down into the salon via the double teak and glass doors. Once inside the salon, you will find a wrap-around settee and hi/lo table starboard aft, side deck access door and lower helm starboard forward, cabinetry and TV port forward, lounge chair and bar to port and companionway to the master stateroom port aft. Walk forward and step down to find the galley to starboard and dinette to port. Walk further forward to find the guest head to port and the guest stateroom forward. Engine room access is via salon sole hatches. The seller added several access items including an additional handrail and an extra step from the sundeck to the salon, an additional handrail from the salon to the galley and changed the steps to three from two, steps to the upper bunk in the guest stateroom and weight bearing shower curtain rods in both showers. The headroom in the salon is 6'7", 6'3" in the master stateroom, 6'6" in the guest stateroom, 6'9" on the flybridge and 6'4" on the sundeck. the master stateroom berth is 6'7" long and the guest stateroom berth is 6'3" long.

Accommodations

Sacajawea offers a full-beam master stateroom aft with a centerline queen size berth and an ensuite head with a tub/shower, and a guest stateroom forward with over/under bunks and an ensuite head with enclosed shower. The dinette also converts to a full size berth.

Galley

The galley is located starboard forward. - GE stainless steel refrigerator/freezer - Galley Maid Empress 3-burner electric cooktop and oven - GE microwave oven (2015) - Double stainless steel sinks - Storage cabinets and drawers - Shelf - Teak parquet sole - Portlight

Dining

Dining space is available at the dinette across from the galley and the salon hi/lo table.

Master Stateroom

The full-beam master stateroom is aft and offers a centerline queen sized berth, nightstands, reading lights, transom hatch and portlights, opening side windows with screens and curtains, benchseats with storage on each side, desk/vanity, 2 mirrors, storage drawers and cabinets, hanging lockers, teak parquet sole and ensuite head with a tub/shower.

Guest Stateroom

The guest stateroom is forward and offers over/under bunks to starboard, storage cabinetry to port, hanging locker, storage drawers, 3 portlights, overhead hatch with a screen, anchor chain locker access, mirror and ensuite head with enclosed shower.

Lower Helm

The lower helm is starboard forward in the salon and offers a side deck access door and full electronics.

Fly Bridge

The flybridge offers a bimini (Re-conditioned in 2017), 3-sided Eisenglass enclosure (Front panel replaced in 2017), hinged arch, benchseats with storage on each side, full helm forward with storage underneath, helm benchseat with storage and non-skid deck.

Sundeck

The sundeck offers a hardtop, non-skid deck, deck table and six chairs, stainless steel rails, transom gate, custom cabinet starboard forward, side deck access, stainless steel and teak steps to the flybridge and 2 rod holders.

Audio & Visual Equipment

Samsung flat screen TV - Fusion MS-IP600 stereo/CD player with remote control on the flybridge - Jensen interior speakers - Fusion exterior speakers

Electronics

- Garmin xHD Radar (2016) - AIS (2016) - Garmin 7212 GPSMap multi function display at the lower helm and on the flybridge (2016) - Raymarine EV-1 autopilot at the lower helm and on the flybridge (2016) - Raymarine P70 depth and speeds display at the lower helm and on the flybridge (2016) - Standard-Horizon VHF on the flybridge - Ritchie magnetic compass on the flybridge - Airguide magnetic compass at the lower helm - Datamarine Sandpiper depth sounder on the flybridge - Chelsea ship's clock at the lower helm

Electrical System

- Westerbeke 8 kW generator with approximately 494 hours - Charles 5000 SP 50 amp batter charger - ProMariner ProNautic 12.50p battery charger - Kisaе 2000 watt inverter - 2 X 30 amp shore cords - Shore power connections on both sides - 12vdc outlet on the flybridge

Engine / Mechanical Equipment

- Twin Cummins 6BT5.9-M 210 hp main engines with approximately 2,900 hours - Twin-Disc MG-502 gearboxes - R&D flexible shaft couplings (2017) - VDO gauges - Racor 500FG fuel filter for each main engine and the generator - Fuel manifold - Teleflex engine controls - Capilano hydraulic steering system - Bennett trim tabs - Oil change system connected to both mains and generator - Aqua Air reverse cycle air conditioning/heating system (2 zones) - Seaward 11 gallon water heater - Electric heads

Deck Equipment

- Lewmar anchor windlass with foot controls and remote control on the flybridge - Claw 44 lb anchor - Spare Fortress FX-23 anchor - Spare stainless steel plow anchor - Stainless steel Sampson Post - Stainless steel rails - Stainless steel deck hardware - Non-skid decks - Windscreen cover - Boarding gate on each side - Dock water connection - Raw water washdown forward and fresh water washdown aft - Stainless steel ladder to the fiberglass swim platform - Stainless steel swim ladder - Fresh water, hot/cold shower on the swim platform - Arch lights

Tender

- AB 10' RIB tender - Nissan 15 hp outboard - Aluminum tender davit with a 12vdc Badland 3500 winch

Safety & Fire Protection

- 2 X Fireboy Halon 1301 engine room fire suppression systems - Fireboy engine room fire suppression system discharge alarm at the lower helm - Fire extinguishers - Rule bilge pumps - Rule bilge high water alarm - Emergency manual bilge pump - Universal smoke detector - Lifering

Exclusions

- Sellers' personal belongings

Исключения







При продаже яхты исключаются личные вещи владельца.

Отказ от ответственности

Компания предоставляет описание судна или яхты добросовестно, но не может гарантировать точность этой информации, а также не ручается за техническое состояние. Покупатель должен проинструктировать своих агентов или оценщиков исследовать представленную информацию более подробно, по собственному желанию. Продажа судна или яхты, изменение цены или снятие с продажи будет происходить без предварительного уведомления.

ФОТОГРАФИИ















КОНТАКТЫ

Андрей Шестаков (Andrey Shestakov) – ведущий яхтенный брокер отдела продаж яхт и судов компании Shestakov Yacht Sales Inc. Официальный представитель Shestakov Yacht Sales Inc. для русскоговорящих клиентов в центральном офисе компании в Майами/Форт Лодердейл/Флорида/США.

Контактная информация

Email: **andrey@shestakovyachtsales.com**

Web: shestakovyachtsales.com

Телефоны

Краснодарский край: **+7(918)465-66-44**

США, Майами, Флорида: **+1(954)274-4435**

Время работы

Понедельник – Суббота: **9:00 - 21:00** EDT

Воскресенье: **Закрето**

Адрес



Harbour Towne Marina, 850 NE 3rd St, STE 213, Dania, FL 33004