

41FT 2016 HANSE 415 — HANSE



Судостроитель: HANSE

Длина общая: 41' 0" (12.50m)

Год постройки: 2016

Ширина: 13' 8" (4.17m)

Модель: Крейсерская яхта

Цена: ЦЕНА ЯХТЫ ПО ЗАПРОСУ

Местонахождение: United States

Купить **41ft 2016 Hanse 415 — HANSE** а также выбрать подходящую вам яхту из нашего **каталога яхт** вам поможет опытный яхтенный брокер Андрей Шестаков. На сегодняшний день компания **Shestakov Yacht Sales Inc.** имеет большое количество яхт в **собственном списке продаж**, а также тесно сотрудничает со всеми крупными **яхтенными производителями** по всему миру.

Для того чтобы купить яхту **41ft 2016 Hanse 415 — HANSE** а также проконсультироваться по любому вопросу связанному с покупкой, продажей, чартером яхт позвоните по телефону **+7(918)465-66-44**.

ОГЛАВЛЕНИЕ

ОГЛАВЛЕНИЕ	2
ХАРАКТЕРИСТИКИ	5
Обзор	5
Основная информация	5
Размеры	6
Размещение	6
Корпус и палуба	6
Информация о двигателе	6
ПОДРОБНОЕ ОПИСАНИЕ	7
DIMENSIONS	7
ACCOMODATIONS	7
Vessel Walkthrough	8
Salon	9
Galley	9
Hull and Deck	10
Deck Equipment	12
ELECTRONICS:	12
Mechanical	13
Electrical	14
Technical Equipment	14
Rigg and Sails	15
Additional Equipment	16
Manufacturer Provided Description	16
Exclusions	16
Исключения	16
Отказ от ответственности	16
ФОТОГРАФИИ	17
Aft View	17

Salon	17
Salon-Dinette	17
Salon - Settee	17
Electric panel	17
Galley	17
Pull out refrigerator	17
Galley-2	17
Access \door to aft storage garage	18
Forward Cabin	18
Forward Cabin-2	18
Forward Cabin-3	18
Head & Stall Shower	18
Head	18
Aft Cabin	18
Engine room - under stairs	18
Engine	19
Salon facing aft	19
companionway to cockpit	19
Cockpit Chart Plotter	19
Cockpit-2	19
Cockpit - lines brought aft	19
Helm	19
Transom down - swim platform	19
Cockpit - forward	20
Mast at deck	20
Coach roof	20
Mast & Vang - lines to under deck	20
Forward deck	20
Chain locker - & windlass	20

Forward pulpit	20
layout drawing	20
Fuysion stereo system	21
at anchor	21
Manufacturer Provided Image: Manufacturer Provided Image: Hanse 415 Side View	21
Manufacturer Provided Image: Manufacturer Provided Image: Hanse 415 Stern	21
Manufacturer Provided Image: Manufacturer Provided Image: Hanse 415 Sailing	21
Manufacturer Provided Image: Manufacturer Provided Image: Hanse 415 Side View	21
Manufacturer Provided Image: Manufacturer Provided Image: Hanse 415 Stern	22
Manufacturer Provided Image: Manufacturer Provided Image: Hanse 415 Sailing	22
Manufacturer Provided Image: Manufacturer Provided Image: Hanse 415 Aerial Shot	22
Manufacturer Provided Image: Manufacturer Provided Image: Hanse 415 Aerial Shot	22
Manufacturer Provided Image: Manufacturer Provided Image: Hanse 415 Aerial Shot	22
Manufacturer Provided Image: Manufacturer Provided Image: Hanse 415	22 ²²
КОНТАКТЫ	23
Контактная информация	23
Телефоны	23
Время работы	23
Адрес	23

ХАРАКТЕРИСТИКИ

Обзор

Modern styled, performance cruiser with large cockpit and 2 private cabins

Cockpit has twin wheel design, and fold down transom for boarding or as a swim platform

All lines led aft, under the deck for clean and efficient use

Electric winches allow easy handling by one person

All state of the art electronics (see full listing)

Upgraded engine and efficient saildrive system

Spacious interior with attractive woodwork and soft goods

Large full-service Galley - modern appliances - lots of storage

Nice head and stall shower

THIS VESSEL MUST BE SEEN. She is a thoroughly modern, well thought out sailing machine capable of exciting day sailing, or blue water cruising. She is a proven passage maker and has crossed the Atlantic on her own bottom. Easily sailed by one person, she also makes an ideal vessel for a couple or small family. She has state of the art electronics, and all systems are in excellent condition.

Please click "full specs" above, and contact listing broker immediately to make an appointment to see this quality sailboat.

US import duty paid - available to all US residents

Основная информация

Тип судна: Крейсерская яхта

Подкатегория: Cruising/Racing Sailboat

Модельный год: 2016

Год постройки: 2016

Страна: United States

Размеры

Длина общая: 41' 0" (12.50m)

Ширина: 13' 8" (4.17m)

Размещение

Всего кают: 2

Всего ком. состава: 1

Корпус и палуба

Материал корпуса: Composite

Информация о двигателе

Двигатели: 1

Производитель: Volvo

Модель: D2-55

Тип двигателя: Inboard

Тип топлива: Diesel

ПОДРОБНОЕ ОПИСАНИЕ

DIMENSIONS

Designer – Judel, Vrolijk & Co. – “Oceans” nav limit

Length ----- 41 ft ----- 12.4 meter

LWL ----- 37 ft 5 in ----- 11.4 meter

Beam ----- 13 ft 8 in ----- 4.17 meter

Draft ----- 6 ft 11 in ----- 2.1 meter

Tankage -- ----- Fuel ---- 42 gal --- 160 ltr

Water -- 137 gal --520 ltrs (in 2 tnks)

Holding --- 10 gal --- 37.8 ltr

Displacement -- 19,620 lbs --- 8,899 kilo

Engine - Optional – Volvo D2-55 diesel engine – 53 HP (39kW) w/sail drive (1,115 hrs)

ACCOMODATIONS

This is a Two stateroom, single head vessel. Both staterooms sleep 2 and additional sleeping accommodations can be found in the Salon for 2 additional people.

FORWARD STATEROOM

Large V-Berth – with deluxe mattress and slatted framework beneath mattress

(water tank and storage-below v-berth)

Hanging lockers (2)

Extra locker and storage cabinets added

Hull side shelves

2 fixed side ports, opening hatch

Reading lamps (2) red & white light

Desk/Make up counter

AFT STATEROOM:

Double berth - with deluxe mattress

Storage and hanging locker

(2) reading lights

Queen size berth - storage under, and water heater under

Hanging locker

Reading light

Iridium satellite control - internet and cell phone - wireless to cell phone

HEAD:

Manual Jabsco toilet (electric panel installed for possible conversion to electric in future

Opening port

Tall shower

Holding tank (gravity feed discharge)

Sump pump for shower

Porcelain sink

Vessel Walkthrough

The vessel can easily be boarded from her large fold down transom when at anchor, or opening side gates in the lifelines while at a dock. Her cockpit is open and made more spacious with the twin steering wheels that allow easy passage fore and aft.

The main Salon is entered via a drop-down hatch board, that eliminates the need to store individual hatch boards. Upon entering the Salon - the Galley is to Starbd, and the head is conveniently located immediately to Port. Forward of the Galley, on Starbd side is a comfortable dinette for eating or use of the table for other functions. A full-Length Settee is to Port, and also has an integrated table (which lowers to form the full settee) and can be used as a Nav Station. Inside instruments are convenient to this table.

Forward through the Salon is the Master cabin with a Queen sizes berth and loads of storage lockers.

Aft of the Head – on Port side is the second sleeping cabin, also with queen berth and abundant storage

A unique feature is the oversized storage garage aft along the Starbd hull. This large storage space can be accessed from either the cockpit, by lifting the Starbd seat, or from inside through an opening door. This is a huge storage space, and the inside access makes it even more functional.

Additional storage room accessed from Galley and Port side cockpit lazarette

American cherry wood finish

Noco-Nero style sole

Salon

Salon: Salon is open and spacious with good lighting and opening hatches and ports for ventilation. It features a Dinette to Starbd, and Settee to Port. The center of the Settee is a unique table that can be raised and used as a Nav station or lowered to make the full-length Settee.

Fixed dinette

Storage under seats, and in Dinette table

Leather Upholstery - Portofino cream color

Indirect lighting

LED overhead lights

SLS - Scenario light system touch screen controller and dimmer

Blinds for side windows

Blind set w/ screens for hatches

Starbd Settee converts to sea berth – Nav table lowers for full length Settee

(3) opening ports, (2) opening hatches

Large head with stall shower -Opening port

Galley

Galley: Large L-shaped counter, tastefully hidden refrigerator compartments (2) SS sink

and stove, lots of storage; make this a complete cruising galley. A plus is the interior access to the huge storage locker aft on Starbd side from the galley area.

Refrigerator - Vitrifrigo - Isotherm refrigerator/freezer

Force -10 (3) burner stove and oven

(2) Euro propane tanks - (1) US propane tank

Refrigerator/freezer

Additional front load refrigerator -w/ pull out drawer 30 Ltr

(6) gal hot water tank - Sigmar Marine

Additional fresh water tank - 53 gal (200 ltr)

ACCESS TO HUGE STORAGE AREA AFT FROM GALLEY- ALSO ACCESS TO THIS AREA FROM COCKPIT

Quartz black surface

Double stainless steel sinks LPG Gas system Lockers and drawers Waste bin Hull portlight

Hull and Deck

HULL: The modern styling of this vessel offering a long waterline and large interior volume for her length, is a statement to the to the experience of her designers. Her fold down transom makes her a true 41-foot vessel rather than the reduced usable space typical of vessels with sugar scoop swim platforms. Every aspect of her design and construction lead to a fast and safe passage maker at sea

Anti -Skid deck FRP

Spring cleats (6)

SS protective strip at Bow

SS Lifelines with opening gates Port & Starbd, and Aft

Teak rub-rail along hull w/ SS insert

White hull Dark grey double waterlines Isophatalic Gelcoat Vinylester 1st layer Bulk laminate Polyester (orthophtalic or DCPD) Sandwich construction (Balsa) - above the waterline Bulkheads laminated to hull GRP strongback

DECK

White deck Isothalic Gelcoat Vinylester 1st layer Bulk laminate Polyester (Orthophtalic or DCPD) Balsa sandwich Non-slip deck surface on coach roof

COCKPIT:

SS stern arch

Fold down swim platform - manual

Dodger-spray hood - (3) windows (center opening) w/ leather grab rail

Bimini Top w/ SS frame

Soltis Sun Screen on Bimini, an aft screen -(3) side sun protection enclosure

Dual steering wheels - Black - GRP wheels - JEFA cable steering

Cockpit teak flooring

Drop down - disappearing hatch board to cabin

Cockpit table - SS with fold down teak sides

Helmsman Foot Rests (not mounted_)

Hot/Cold cockpit shower

Flagpole

MOB pole with holder on stern

LED night light in cockpit and companionway

LED table lamp - removable

Full cockpit cushions

Propane locker w/ (2) tanks

(2) glove/storage compartments on cabin top at companionway

Swim ladder

Emergency tiller

Horseshoe liftering

Fusion Stereo remote control in cockpit

STEERING SYSTEM

Chain link steering system Twin wheel steering system Semi-balanced, profiled rudder with alloy shaft and self-aligning needle bearings Emergency tiller

KEEL

T-speed keel with low centre of gravity Draft: 2,10 m T speed keel Stainless steel keel bolts

Deck Equipment

Self-draining anchor locker with hatch Self-draining closed cockpit with large lockable storage 4 opening flush hatches (fwd. cabin) 2 opening flush hatches (saloon) 3 opening side windows (saloon) 1 opening side window (head) 2 opening deck hatches on coach roof (aft cabins) 2 portlights for aft cabin(s) 1 opening portlight for aft cabin facing cockpit 2 glove compartments at the companionway 6 mooring cleats 2 self-tailing halyard winches 45 AST - Electric 2 self-tailing secondary winches 45 AST - Manual Halyards lead aft to cockpit Control lines covered on the coach roof "German" mainsheet system Winch handle Shower on aft deck Bow fitting with anchor roller - pad eye and teak step 10 halyard stoppers Pulpit Pushpit with ensign staff socket Sliding hatch garage Sliding hatch Retractable wash board Double stainless steel wire guard rail Handrails on coachroof Teak on cockpit seats Swimming ladder Cockpit table with storage space Hinged bathing platform Liferaft storage on transom (optional)

ELECTRONICS:

Brookes & Gatehouse (B & G) Triton Multifunction cockpit display - Incl transducer for speed, depth, temp - Plotter can be projected on TV screen inside

Brookes & Gatehouse (B & G) Triton Multifunction display - wind speed and direction

Brookes & Gatehouse (B & G) VHF V50 at chart table w. wireless remote handset w. AIS Class B

Zeus 12 chart plotter at cockpit table

Brookes & Gatehouse (B & G) Autopilot w/ fluxgate Gyro compass - RC-42

Brookes & Gatehouse (B & G) 4G wide band radar

Navtex receiver - Furuno NX 300 (5189/490 Khz) (backup system)

EPIRB - Rescue Me EPIRB

Garmin compass

GoFree wireless link

Mast head wind indicator

Iridium Go antenna

WIFI M1 packet antenna

ENTERTAINMENT PACKAGE:

Fusion MS-AV700i Multimedia stereo - CD/DVD player - color display

(2) High end 2-way speakers in Salon

(2) High end 2-way speakers in cockpit

Fusion MS-NRX200 remote control in cockpit

Fusion MS-BT 100 Bluetooth audio link

Fusion MS-Unidock docking station - iPod, iPhone, USB, Android

Fusion wireless link

Antenna for VHF, FM, and AIS incl splitter

Samsung 32" flat screen TV w/digital antenna - connects to Plotter

Mechanical

Engine

Optional: Volvo D2-55, 39kW/53HP, diesel engine 1115 hrs

Fresh Watercooling

Fuel tank, approx. 160 l Fuel infill on deck Seawater strainer Fuel filter / Water separator
Revolution counter Engine room sound insulated

Morse type controls

Saildrive w/ 3 Blade folding propeller

Anchor Windlass - QUICK Electric w/ remote control XH1001

Ultra Anchor = 16 KG (35 lbs.) Stainless Steel, and chain and 185 ft rode 14mm

Bilge pumps - (1) manual, (1) electric automatic

Electrical

Solar - (3) Victron Mono crystalline 12v - 100 watt Solar panels, w/ Victron controller

Batteries: (1) x 90 AH engine start

(4) deep cycle house batteries

Victron BMV-702 Battery monitor

Victron Energy automatic input swath w/isolation transformer, 3600 watts - 115v/230v

Battery charger - 30 amps

Deck/steaming light -combi LED

Inverter - 12/1200-60

AC Panel

Tricolor LED masthead light

Push button overhead LED lighting

Sore power converter - vessel can accept 110v or 220v to the charger

Iridium satellite control - internet and cell phone - wireless to cell phone

WIFI booster antenna

Technical Equipment

PLUMBING SYSTEM / FRESH WATER

Tank Fresh water capacity approx. 320 l (additional 200l optional) Water infill on deck

Hot water Warm water heater, running from engine or immersion heater 230V, 22l

Pumps Electrical Pressurized water system

Faucets Faucets in galley and head

DRAINING PUMPS

Bilge pumps 1 manual bilge pump 1 electric bilge pump

Toilet / Head Holding tank, 35 l Sea and deck discharge 1 manual marine toilet 1 heavy duty shower drain pump

Rigg and Sails

The sailplan has been maximized for efficiency, ease of handling, and makes this boat an exciting and excellent performance sailing vessel.

Sails - Elvstrom FCL triradial cut performance mainsail fully battened - 3 reef points, with Cunningham and block

Elvstrom self- tacking jib

Gennaker with GX Selden top-down furler, incl sheet, halyard, and blocks

Stack pack main sail system with lazy bag and lazy jacks

Selden hard boom vang

Spinnaker pole (mounted on guard rail)

Preventer

Winches - (2) Lewmar 45 EST EVO Electric Primary winches

(2) Lewmar 45 EST EVO manual

Dyneema halyards

Selden spars w/ MDS slider system, and retractable mast steps

Genoa tracks w/pin stop on coach roof

All lines run under deck - aft to cockpit

9/ 10-rig, tapered masttop

2 spreader anodised aluminum mast and boom Above deck furling system for jib Hanse single line reefing system (cockpit handling) Stainless steel standing rigging Purchase system 1:32 for backstay Main and jib halyard lead aft to cockpit Main and jib sheets

Midboom sheeting with 2 stand-up blocks Self-tacking jib with traveler

Additional Equipment

Zodiac Open Sea 4-person life raft in container

Eberspacher aeroponic D4plus heater – 4 exits

Cobb outside cooker

Manufacturer Provided Description

At HANSE, we always strive to create the fastest cruising yacht of its class. The HANSE 415 is perfectly balanced and has a high degree of stability. You can sail safely and with confidence in changing and challenging conditions.

Stress-free handling means you'll have more fun on the water. You can sail the HANSE 415 single-handed if you wish, as the helmsman can operate the sheets, halyards and reefing lines with ease from the helm. The cockpit is clear of all running rigging.

The deck of the HANSE 415 is conveniently free of all running rigging and obstructions, allowing you plenty of space to relax and enjoy the beautiful surroundings of your favorite anchorage.

Exclusions

Owner personal effects

Inflatable tender and Mercury outboard – optional – not included

Исключения

При продаже яхты исключаются личные вещи владельца.

Отказ от ответственности

Компания предоставляет описание судна или яхты добросовестно, но не может гарантировать точность этой информации, а также не ручается за техническое состояние. Покупатель должен проинструктировать своих агентов или оценщиков исследовать представленную информацию более подробно, по собственному желанию. Продажа судна или яхты, изменение цены или снятие с продажи будет происходить без предварительного уведомления.

ФОТОГРАФИИ

Aft View



Salon



Salon-Dinette



Salon - Settee




Electric panel



Galley



Pull out refrigerator



Galley-2



Access \door to aft storage garage



Forward Cabin



Forward Cabin-2



Forward Cabin-3



Head & Stall Shower



Head



Aft Cabin



Engine room - under stairs



Engine



Salon facing aft



companionway to cockpit



Cockpit Chart Plotter



Cockpit-2



Cockpit - lines brought aft



Helm



Transom down - swim platform



Cockpit - forward



Mast at deck



Coach roof



Mast & Vang - lines to under deck



Forward deck



Chain locker - & windlass



Forward pulpit




layout drawing




Fuysion stereo system




at anchor




**Manufacturer Provided Image:
Manufacturer Provided Image: Hanse
415 Side View**



**Manufacturer Provided Image:
Manufacturer Provided Image: Hanse
415 Stern**




**Manufacturer Provided Image:
Manufacturer Provided Image: Hanse
415 Sailing**



**Manufacturer Provided Image:
Manufacturer Provided Image: Hanse
415 Side View**




Manufacturer Provided Image:
Manufacturer Provided Image: Hanse 415 Stern




Manufacturer Provided Image:
Manufacturer Provided Image: Hanse 415 Sailing




Manufacturer Provided Image:
Manufacturer Provided Image: Hanse 415 Aerial Shot



Manufacturer Provided Image:
Manufacturer Provided Image: Hanse 415 Aerial Shot



Manufacturer Provided Image:
Manufacturer Provided Image: Hanse 415 Aerial Shot



Manufacturer Provided Image:
Manufacturer Provided Image: Hanse 415



КОНТАКТЫ

Андрей Шестаков (Andrey Shestakov) – ведущий яхтенный брокер отдела продаж яхт и судов компании Shestakov Yacht Sales Inc. Официальный представитель Shestakov Yacht Sales Inc. для русскоговорящих клиентов в центральном офисе компании в Майами/Форт Лодердейл/Флорида/США.

Контактная информация

Email: **andrey@shestakovyachtsales.com**

Web: shestakovyachtsales.com

Телефоны

Краснодарский край: **+7(918)465-66-44**

США, Майами, Флорида: **+1(954)274-4435**

Время работы

Понедельник – Суббота: **9:00 - 21:00 EDT**

Воскресенье: **Закрыто**

Адрес



Harbour Towne Marina, 850 NE 3rd St, STE 213, Dania, FL 33004