

## OWL — KROGEN



**Builder:** KROGEN

**Year Built:** 2014

**Model:** Motor Yacht

**Price:** PRICE ON APPLICATION

**Location:** United States

**LOA:** 52' 0" (15.85m)

**Beam:** 15' 11" (4.85m)

**Max Draft:** 4' 0" (1.22m)

**Cruise Speed:** 15 Kts. (17 MPH)

**Max Speed:** 19 Kts. (22 MPH)

Our experienced yacht broker, Andrey Shestakov, will help you choose and buy a yacht that best suits your needs **OWL — KROGEN** from **our catalogue**. Presently, at **Shestakov Yacht Sales Inc.**, we have a wide variety of yachts available on **our sale's list**. We also work in close contact with all the big **yacht manufacturers** from all over the world.

If you would like to buy a yacht **OWL — KROGEN** or would like help answering any questions concerning purchasing, selling or chartering a yacht, please call **+1(954)274-4435**

# TABLE OF CONTENTS

TABLE OF CONTENTS	2
SPECIFICATIONS	4
Basic Information	4
Dimensions	4
Speed, Capacities and Weight	4
Accommodations	4
Hull and Deck Information	4
Engine Information	5
DETAILED INFORMATION	6
52' Krogen Express 52 Motor Yacht OWL	6
Livability	6
Salon Settee	6
Galley	6
Pilothouse Helm	7
Pilothouse Settee	7
Guest Stateroom	7
Master Stateroom	8
Flybridge and Boat Deck	8
Engine Room and Systems	8
Cruising Range	9
Mechanical Equipment	9
Electrical Equipment	9
Flybridge/Boat Deck	10
Bow	10
Salon/Galley	10
Pilothouse	11
Electronics	11
Heads/Laundry	12

Engine Room	12
Exterior/Deck Equipment	12
Aft Deck	12
Safety & Fire Protection	13
Other	13
Comments/Upgrades	13
Exclusions	14
Disclaimer	14
Exclusions	15
Disclaimer	15
PHOTOS	16
CONTACTS	19
Contact details	19
Telephones	19
Office hours	19
Address	19

---

# SPECIFICATIONS

---

## Basic Information

---

**Category:** Motor Yacht

**Model Year:** 2014

**Year Built:** 2014

**Country:** United States

**Vessel Top:** Bimini Top

## Dimensions

---

**LOA:** 52' 0" (15.85m)

**Beam:** 15' 11" (4.85m)

**Max Draft:** 4' 0" (1.22m)

## Speed, Capacities and Weight

---

**Cruise Speed:** 15 Kts. (17 MPH)

**Max Speed:** 19 Kts. (22 MPH)

**Displacement:** 88185 Pounds

**Water Capacity:** 370 Gallons

**Holding Tank:** 90 Gallons

**Fuel Capacity:** 700 Gallons

## Accommodations

---

**Total Cabins:** 2

**Sleeps:** 7

**Total Heads:** 2

## Hull and Deck Information

---

**Hull Material:** Fiberglass

**Deck Material:** Fiberglass

**Hull Configuration:** Semi-Displacement **Hull Designer:** James Krogen

---

## Engine Information

---

**Engines:** 2

**Manufacturer:** Yanmar

**Model:** 6LY3-ETP

**Engine Type:** Inboard

**Fuel Type:** Diesel

---

# DETAILED INFORMATION

---

## 52' Krogen Express 52 Motor Yacht OWL

---

Built by Asia Harbor, Taiwan, and designed by James Krogen, the 52' Krogen Express 52 Motor Yacht OWL combines classic, timeless style with exceptional seakeeping and efficiency. Her plumb stem, raised bow and broad beam forward allow her to slice through the waves with ease while providing surprising space in her accommodations. Her low profile allows her to get under bridges as low as 15 ft. (with mast down) and 20 ft. (mast up) and with a draft of just 4 ft., she'll take you places most 50 footers won't. Her semi-displacement hull delivers trawler efficiency at displacement speeds with true fast cruise capabilities in the mid-to-upper teens while her generous keel provides stability and protection for her twin 26" wheels.

### Livability

---

Boarding a Krogen Express couldn't be easier with a large transom door and wide boarding gates on either side of the spacious, covered cockpit. Ample storage for lines, fenders, cleaning supplies and more is provided by the cavernous lazarette below. Entering the saloon through double, watertight aluminum doors, you are treated to an inviting cherry wood interior. Along with her sumptuous joinery, old world craftsmanship is obvious with the quality of her appointments and overall exceptional fit and finish. Legendary Krogen livability is evidenced by the large side windows and generous headroom along with the integral galley-up design. Comfortable chairs to port and an L-shaped settee to starboard are perfectly situated for enjoying the built-in 26" Samsung LED TV and Marantz/Bose surround sound home theater system. To port is generous additional underdeck storage and two built-in bookcases featuring fiddled shelves and still more lockers. There are cherry and holly floors throughout.

### Salon Settee

---

Located to starboard, the comfortable L-shaped settee has storage beneath and a built-in end table forward. The custom hi-lo table, which is teak with maple inlay, can be moved outside for al fresco dining. The settee is covered in navy blue fabric. The drapes are white duck with blue trim. All lighting scones have been upgraded to Imtra LED. There are two wicker club chairs to port.

### Galley

---

The gourmet galley is located up and forward of the main saloon. She's well equipped with a 3-burner, Force 10 propane range, 14 cu. ft. refrigerator, GE microwave oven,

deep Elkay sink and granite countertops. A classic, round port light provides ventilation while abundant storage can be found for provisions sufficient for extended cruising. The U-line icemaker is located beneath the starboard bookcase.

---

## Pilothouse Helm

---

The centerline helm console in the raised pilothouse is equipped with a full complement of new Raymarine g-Series navigational electronics and Ultraleather Stidd helm chair. Teleflex Morse controls allow smooth control of her 480 HP Yanmar diesels. Twin color radar-chartplotters are integrated with the auto pilot which includes a convenient wireless remote control. Video signals from engine room and stern cameras along with the standard satellite TV system are also displayed on the chartplotters. A secondary color depth display adds redundancy and logging capabilities while a Raymarine VHF radio ensures good communication. A Side-Power 11 HP bow thruster and 8 HP stern thruster provide assistance for precise close quarters handling while the TRAC stabilizers can be easily activated, reducing rolling motions in beam seas. Controls for the dual trumpet Kahlenberg horns, intermittent Exalto wiper/washer system, Maxwell windlass and Lenco trim tabs are all close at hand. Music is provided by an amplified Fusion AM/FM/CD sound system, integrated with the Intellian/Dish TV system to provide satellite music and other programming.

---

## Pilothouse Settee

---

The pilothouse watch berth is elevated for optimal forward visibility and converts to a 3/4 double berth for overnight guests. A table provides a convenient work surface and wall mounted reading lamps make this an ideal location to retire with a good book. Beneath the settee are several small lockers for equipment storage. High quality, watertight Dutch doors lead directly to the wide side decks while stairs to port of the settee allow access to the flybridge. High-tech, optically clear film on all pilothouse windows provides sun protection while inside mounted Textilene screens offer a measure of privacy.

---

## Guest Stateroom

---

An L-settee that converts to 3/4 double berth highlights the flexible nature of the guest stateroom while a Pullman berth provides additional sleeping capacity. Located inboard is a large desk with drawers. A deep hanging locker and extra large drawers under the settee provide ample storage. Two port lights and a screened hatch overhead make the cabin light and airy while three wall-mounted lamps allow for reading at night. A full guest head with stand-up shower is located across the companionway.

---

## Master Stateroom

---

A true queen island berth is the centerpiece of the master stateroom. With over 7 ft. of headroom and light provided by 4 ports and large deck hatch, the stateroom feels surprisingly generous for a motoryacht of this size. Hanging lockers and smaller cubbies to port and starboard, 6 deep drawers under the berth, and a dresser with both drawers and shelves storage ensure ample space for belongings. A power lift raises the berth to reveal storage beneath along with a dedicated battery bank for the windlass and bow thruster. The ensuite head features a molded fiberglass shower stall with a seat, Vacuflush head and granite countertops.

---

## Flybridge and Boat Deck

---

Most Krogen Express owners prefer operating their vessels on the flybridge. A frameless Venturi windscreen deflects air above the centerline helm chair. Navigation support includes new Raymarine E127 HybridTouch color radar-chartplotters, color depth display, a second autopilot control head and a large Danforth compass. Controls for the bow and stern thrusters, trim tabs, windlass, stabilizers and stereo are close at hand. The 4 ft. open radar array and Satellite TV dome are mounted on a sturdy aluminum spar-style mast that can be electrically lowered when needed. Shaded by a color coordinated Sunbrella Bimini top, the L-settee provides ample seating and contains storage beneath. Situated aft of the settee, the open boat deck accommodates two large sunning cushions.

---

## Engine Room and Systems

---

An exceptional walk-in, stand-up engine room houses a pair of 480 HP electronic Yanmar diesels which can be easily accessed all around. The engines are fired by dedicated Mastervolt AGM starting batteries and drive through matched Kanzaki/Yanmar transmissions. Noise and vibration is well controlled with the Aqua Drive systems. The 12kW Northern Lights genset sits on the centerline and is easily accessible. A Reverso system is connected to both engines, both transmissions, and the genset to make for easy fluid changes, while a fuel transfer pump makes equalizing the tanks a breeze. As with the water tanks, diesel fuel levels can be easily accessed with convenient sight glasses. An automatic fire suppression system, freshwater washdown and storage for tools and supplies above and along side the water tanks are additional features. Located in a separate, spacious bilge area, away from the heat of the engine room, are the three CruiseAir reverse cycle A/C systems. In the same compartment is a 20-gallon stainless steel water heater which is supplemented with heat from the main engines. Beneath the salon, the 4000 watt Mastervolt Combi inverter/charger, quad 8D house battery bank and Cablemaster drum storage are also easily accessed.



---

## Cruising Range

---

- 1650 nm @ 8 knots
- 1050 nm @ 10 knots
- 500 nm @ 16 knots

---

## Mechanical Equipment

---

- Engines: (2) x Yanmar 6LY3A-ETP 480 hp each @max 3300 rpm
- Engine hours: 730 hours (May 2018)
- Transmission: Kanzaki with 2.43:1 ratio
- Engine Mount: Aqua Drive anti-vibration system
- Fuel Filters: Dual Racor w/ vacuum gauge for each engine and the generator
- Shafts: 2", Aquamet 22
- Propellers: 26 x 24.5, 5-bladed, Nibral
- Rudders: stainless steel
- Bilge Pumps: (4) @ 2000 gallons per hour
- Mufflers: (2) Soundown fiberglass
- Steering: Hydraulic (2 station)
- Controls: Electronic, w/synchronizers
- Fuel transfer pump
- Shaft logs: dripless type
- Oil change pump for engines, transmissions and generator
- Underwater exhaust
- Trim Tabs: Lenco electric
- Fresh water faucet in engine room
- (2) Balmar 120 amp alternators
- Watermaker - Spot Zero - 25 gallons per hour (guaranteed by Dometic)
- CruiseAir air conditioning, reverse cycle
- (1) 24,000 BTU
- (1) 16,000 BTU
- (1) 12,000 BTU

---

## Electrical Equipment

---

- Generator: Northern Lights 12 kW w/ sound shield
- Generator hours: 235 hrs. (May 2018)
- Electrical panel: 120/240V AC 50 amp service, (2) 12V DC metal, with tinned wiring, circuit breakers
- Battery boxes: fiberglass
- Battery chargers: (2)
- Batteries: (2) 12V AGM engine starting, (4) 12V 8D AGM ship service (house), (2)

- 12V AGM windlass/bow thruster
- Inverter: Mastervolt 4000W pure sine wave inverter with remote panel
- Bonding system
- Shore power inlets: (2) 50 amp, 240V AC, fore, plus 75 ft. remote controlled Glendinning CableMaster reel, aft
- Lighting: 12-volt recessed lighting with AC receptacles throughout

---

## Flybridge/Boat Deck

---

- Compass
- Boat deck railings: welded stainless steel
- Propane tanks: (2) aluminum, 10 lb. capacity cylinders under settee
- Wheel: stainless steel w/leather wrap, destroyer-type
- Engine instrumentation
- Helm chair: Stidd
- Settee: fiberglass with storage
- Air horn: Kahlenberg w/auto fog horn whistle
- Davit: Brower electro-hydraulic, 1200 lb. lift capacity
- Canvas package: Bimini top (new), console cover, chair cover, full bridge cover & flybridge seating cushions
- Fusion AM/FM/CD zone control and (2) speakers
- (2) Deck cushions
- (5) Pillows
- New Bimini top (Sept. 2017)
- New Bimini/flybridge enclosure (April 2018)

---

## Bow

---

- Anchor: Spade type
- Bowsprit and pulpit with anchor roller
- Anchor Windlass: Maxwell electric with gypsy/capstan
- Bow railings: stainless steel with lifelines
- 400 ft. of 3/8 inch chain
- Chain locker hatch: weather tight
- Freshwater washdown
- Saltwater washdown

---

## Salon/Galley

---

- Settee: L-shaped starboard with storage
- Table: custom hi-lo teak with maple inlay (built by Bluewater Chairs)

- Bookcase/Storage Cabinet: Cherry with Corian top
- Icemaker: U-Line, installed in bookcase cabinet
- Entertainment system: flat screen TV and Bose 3.2.1 home theater system
- Custom Stark carpets
- (2) wicker club chairs to port

#### Galley:

- Refrigerator/Freezer: GE with cherry door inserts
- Stove/oven: Force 10 propane with gas detection kit
- Microwave Oven: GE
- Counter tops: granite
- Sink: stainless Elkay, single basin

## Pilothouse

---

- Compass
- Engine instrumentation
- Windshield wipers: Exalto (3) w/ wiper synchronization and washers
- Handcrafted cherry helm wheel
- Overhead electronics cabinet
- Helm Chair: Stidd
- Watch berth: converts to double berth (recovered in blue perennials)
- Watch berth table: cherry
- Overhead handrails: (2) cherry
- Electronics console: raised cherry
- (2) chart drawers
- Chart light
- Stairs to flybridge/boat deck
- Fusion AM/FM/CD stereo radio with zone volume control, auxiliary input, (2) speakers

## Electronics

---

- Raymarine P70R autopilot with flybridge repeater
- Raymarine g-Series multifunction radar, chart plotter, GPS and echo sounder (2) in PH
- Raymarine E127 multifunction radar, chart plotter, GPS and echo sounder (2) on FB
- Raymarine 4 kW HD digital 4 ft. open array radar scanner
- Raymarine i70 depth sounder for redundancy w/ flybridge repeater
- Raymarine VHF radio, mic in pilothouse and on flybridge
- Intellian satellite TV system

- ICOM SSB
- EPIRB

---

## Heads/Laundry

---

- Toilets: (2) VacuFlush
- Showers: (2) molded fiberglass w/ Awlgrip non-skid floor and bi-fold door
- Countertops: granite
- Laundry: GE stackable washer/dryer unit (in Companionway)

---

## Engine Room

---

- Sound insulated: aluminum sheathing
- Blowers: (2) 12V, centrifugal, (1) 220V, squirrel cage
- Door: weather tight with window

---

## Exterior/Deck Equipment

---

- Hull paint: Awlgrip 2000, including cove stripe and boot stripe - Dark Denim Blue
- Teak eyebrow trim around trunk cabin, pilothouse and boat deck
- Doors: Weather tight (2) Dutch in pilothouse, double in Saloon
- Windows: (2) sliding w/ screens, (8) fixed
- Hatches: (3) Pilothouse and both staterooms, with screens
- Ports: (10) stainless steel with screens
- Thru-Hulls and Seacocks: bronze
- Hawse pipes and cleats: (4) stainless steel
- Mooring cleats: (6) stainless steel
- (2) coats varnish (Nov. 2017)
- (2) 40 ft. lengths 3/4 inch braided line
- (2) 30 ft. lengths 3/4 inch braided line
- (2) 25 ft. lengths 3/4 inch braided line
- (4) docking fenders
- 60 ft. braided line for fenders
- (1) boat hook - telescoping
- Flagstaff
- 30" x 40" USA Yacht ensign
- Burgee staff

---

## Aft Deck

---

- Side boarding gates - hinged, port and starboard
- Cap Rail: teak
- Transom door
- Large swim platform fiberglass
- Lazarette
- Emergency tiller
- Transom shower: hot/cold fresh water
- Fresh water hose bib
- Fusion AM/FM/CD zone control and (2) speakers
- (2) Club chairs
- (1) Table

---

## Safety & Fire Protection

---

- (2) Type I offshore life jackets
- (2) Type II near shore buoyant vest set (4 vests)
- (1) Type IV ring buoy
- Hand-held air horn
- EPIRB
- (1) B2 fixed engine room automatic fire suppression system
- (4) handheld fire extinguishers

---

## Other

---

- Dockside water pressure regulator
- Pressure water system with accumulator
- Water heater: 20 gallon, stainless steel
- Water tanks: (2) stainless steel, 370 gallon capacity
- Water/holding tank status panel
- Holding tank: Rotomolded plastic with electric macerator pump, 85 gallon capacity
- Shower drain pumps (2)

---

## Comments/Upgrades

---

OWL is virtually a new boat. She was commissioned by Krogen in 2016 and delivered to the current/first owner in May 2017. All minor issues inherent in every new boat have been corrected by the builder, who offers exceptional service to all their vessels. OWL represents considerable savings over a new Krogen 52. With many upgrades and custom décor, OWL is ready to cruise! RECENT UPGRADES:

- New Bimini/flybridge enclosure (installed April 2018)

- Custom Bimini top by Custom Marine Canvas, Mystic, CT (Sept. 2017)
- Spot Zero Watermaker 25 gallons/hour
- Beige window covers for pilothouse
- Pilothouse watch berth recovered
- Guest stateroom bunks recovered
- Upgraded master stateroom mattress, reading lights replaced with 2 Intra LED wall sconces, forward bulkhead painted soft white (giving the space a light and airy feel) and transforming the stateroom to a very luxurious and comfortable area.
- Galley and bookcase/storage cabinet fitted with custom cherry, glass, cup and candle holders
- Galley and Main Salon - custom fitted with Stark carpets
- Main salon - 2 club chairs and custom hi-lo teak dining table with maple inlay (built by Bluewater Chairs)
- Lamps upgraded to (4) Intra LED reading sconces

#### ADDITIONAL UPGRADES:

- ABT-TRAC stabilizer system
- Side power stern thruster
- Raymarine integrated AIS system
- Sirius SAT weather system
- Stainless steel Vulcan anchor
- Motorized mast lowering/raising system
- V-Cool window tinting - UV protection and heat reduction

## Exclusions

---

- All artwork
- Clock & barometer
- Boat model
- Tender
- Tools

(A full exclusion list will be provided pursuant to a purchase agreement.)

## Disclaimer

---

All speeds, measurements, capacities, consumptions, etc. may be approximate or estimated. Specifications provided for information only. Data was obtained from sources believed to be reliable and is not guaranteed by owner or brokers. Buyer assumes the responsibility to ascertain the correctness of all data contained herein and otherwise provided and must instruct his agent and surveyors to confirm all details for accuracy prior to purchase. Subject to prior sale price and inventory change or

withdrawal from market without notice.

## **Exclusions**

---

Owner's personal belongings.

## **Disclaimer**




---

The Company offers the details of this vessel or yacht in good faith but cannot guarantee or warrant the accuracy of this information nor warrant the condition of the vessel. A buyer should instruct his representatives, agents, or his surveyors, to investigate such details as the buyer desires validated. This vessel or yacht is offered subject to prior sale, price change, or withdrawal without notice.

---

# PHOTOS

---









# CONTACTS

---

Andrey Shestakov, leading yacht broker of the sales department of Shestakov Yacht Sales Inc. Shestakov Yacht Sales Inc., the official representative of the Miami/Fort Lauderdale FL headquarters.

## Contact details

---

Email: **andrey@shestakovyachtsales.com**

Web: [shestakovyachtsales.com/en/](https://shestakovyachtsales.com/en/)

## Telephones

---

USA: **+1(954)274-4435**

## Office hours

---

Monday – Saturday: **9:00 - 21:00** EDT

Sunday: **closed**

## Address

---



Harbour Towne Marina, 850 NE 3rd St, STE 213, Dania, FL 33004