

## LIQUID WISDOM — NEPTUNUS



**Судостроитель:** NEPTUNUS

**Год постройки:** 2011

**Модель:** Моторная яхта

**Цена:** ЦЕНА ЯХТЫ ПО ЗАПРОСУ

**Местонахождение:** Canada

**Длина общая:** 62' 0" (18.90m)

**Ширина:** 16' 7" (5.05m)

**Мин. осадка:** 5' 0" (1.52m)

**Макс. осадка:** 5' 2" (1.57m)

**Крейс. скорость:** 25 Kts. (29 MPH)

**Макс. скорость:** 31 Kts. (36 MPH)

Купить **LIQUID WISDOM — NEPTUNUS** а также выбрать подходящую вам яхту из нашего **каталога яхт** вам поможет опытный яхтенный брокер Андрей Шестаков. На сегодняшний день компания **Shestakov Yacht Sales Inc.** имеет большое количество яхт в **собственном списке продаж**, а также тесно сотрудничает со всеми крупными **яхтенными производителями** по всему миру.

Для того чтобы купить яхту **LIQUID WISDOM — NEPTUNUS** а также проконсультироваться по любому вопросу связанному с покупкой, продажей, чартером яхт позвоните по телефону **+7(918)465-66-44**.

# ОГЛАВЛЕНИЕ

---

ОГЛАВЛЕНИЕ	2
ХАРАКТЕРИСТИКИ	4
Основная информация	4
Размеры	4
Скорость, вместимость и масса	4
Размещение	4
Корпус и палуба	5
Информация о двигателе	5
ПОДРОБНОЕ ОПИСАНИЕ	6
Walkthrough	6
Salon	6
Galley	7
Companionway	7
Master Stateroom	8
Master Heads	8
Guest Cabin	9
Guest Head	9
VIP Cabin	9
Foredeck	10
Aft Deck	10
Crew Cabin	11
Flybridge	11
Helm Equipment	11
Engine Room	12
Electrical	12
Construction Details	13
Remarks	13
Exclusions	13

Исключения	13
Отказ от ответственности	13
ФОТОГРАФИИ	15
Salon Looking Forward	15
Salon Looking to Port	15
Salon Looking Starboard Forward	15
Salon Looking Starboard Aft	15
Salon Looking Aft	15
Salon Looking Forward	15
Galley Looking Forward	15
Galley to Starboard Forward	15
Salon Looking Aft	16
Oversize Sub Zero Fridge	16
Hydraulic Platform Crew Access	20
Alternate Profile	23
Layout	23
КОНТАКТЫ	24
Контактная информация	24
Телефоны	24
Время работы	24
Адрес	24

# ХАРАКТЕРИСТИКИ

## Основная информация

<b>Тип судна:</b> Моторная яхта	<b>Подкатегория:</b> Крейсер
<b>Модельный год:</b> 2011	<b>Год постройки:</b> 2011
<b>Страна:</b> Canada	<b>Верх:</b> Hardtop
<b>Открытая палуба мостика:</b> Да	

## Размеры

<b>Длина общая:</b> 62' 0" (18.90m)	<b>Ширина:</b> 16' 7" (5.05m)
<b>Мин. осадка:</b> 5' 0" (1.52m)	<b>Макс. осадка:</b> 5' 2" (1.57m)

## Скорость, вместимость и масса

<b>Крейс. скорость:</b> 25 Kts. (29 MPH)	<b>Крейсерская скорость поворота:</b> 2000 Kts.
<b>Дальность на крейсерской скорости:</b> 350	<b>Макс. скорость:</b> 31 Kts. (36 MPH)
<b>Вместимость воды:</b> 230 Gallons	<b>Макс. скорость поворота:</b> 2300 Kts.
<b>Объем топливного бака:</b> 1150 Gallons	<b>Вместимость сточного бака:</b> 110 Gallons

## Размещение

<b>Всего кают:</b> 3	<b>Спальные места:</b> 6
<b>Всего ком. состава:</b> 3	<b>Каюты экипажа:</b> 1

## Корпус и палуба

---

**Материал корпуса:** Fiberglass

**Материал палубы:** Fiberglass

**Комплектация корпуса:** Deep Vee

**Дизайнер корпуса:** Tony Castro

**Дизайнер экстерьера:** Neptunus  
Yachts

**Дизайнер интерьера:** Neptunus  
Yachts

## Информация о двигателе

---

**Двигатели:** 2

**Производитель:** Caterpillar

**Модель:** C-18

**Тип двигателя:** Inboard

**Тип топлива:** Diesel

# ПОДРОБНОЕ ОПИСАНИЕ

---

## Walkthrough

---

The new Neptunus 62 is a Euro style Sedan Motoryacht with a North American flair. Her interior is graced with a light stained cherry joinery finished in a high gloss.

Stepping aboard the hydraulic platform one can go to either port or starboard and up two teak steps up to the spacious Aft Deck with built in seating, a grill and sink and steps to the Bridge Deck. Entering forward into the same level Salon there is ample seating port and starboard and a feeling of spaciousness due to the open Galley plan and large forward windshield.

Accommodations below include centerline Master with a split Head. A two berth Guest Cabin to starboard and a VIP forward with a shared Head.

The Upper Deck is enclosed on three sides, has ample seating, a full hardtop and air conditioning with the Neptunus signature Sun Area forward of the Helm.

A Crew Cabin for one is aft with full facilities including a shower.

## Salon

---

The Salon is entered via a curved Trend sliding stainless steel door with a sliding insect screen and full drapes.

Immediately upon entering it is evident that Hull #42 has a unique layout offering a more open plan than previous models.

To port is a three cushion Ultra Suede built in settee with storage below. In front of the settee is a cherry coffee table with two cherry bases. The sole of the Galley is a planked cherry with a designer rug centered.

Behind the port settee are the signature Neptunus two level cabin side windows with full drapes separated by a cherry trimmed upholstered panel.

To starboard immediately upon entering is a corner cabinet with a built in Toshiba Regza 32" LCD TV. Below the TV is a storage drawer and a two door cabinet containing the yacht's Bose Lifestyle 35 AM/FM/CD/DVD player with hard drive memory storage. Above are two cabinets for storage and include the Intellian SAT TV control unit and the Glomex Terrestrial TV gain control.

Further forward to starboard are three unique single built in chairs with Ultra Suede upholstery, storage below and cherry built in arm rests and a corner table. Dual side windows above match those to port. A locker in the corner offers storage for the very

complete (8) Neptunus owner's manuals.

Also in the Salon is a five channel Bose speaker system including a hidden Subwoofer, two sconce lights, seven overhead dimmable halogen mini spots, a central vacuum outlet and CO detector.

Dividing the Salon and forward Galley is a bench seat to port that can be used to sit aft and face the Salon or forward for Dining.

## Galley

---

The Galley Area has been completely modified from past Neptunus deliveries and includes many requested updated features. To port is built in upholstered seating for two/three people with storage below. A table which folds to half its full size with cherry trim and a burlwood top is in front of the seating. Two loose chairs and the aforementioned bench seat round out the Dining Area seating for up to six people.

Next forward is a cherry cabinet with a burlwood top that encloses a storage drawer and a GE glass front wine cooler. Further forward are steps to below. This area features a cherry wood planked sole to match the Salon.

The Galley equipment is mostly to starboard in a U shape and includes the following equipment:

Sub Zero stand up full size refrigerator (2) Sub Zero freezer drawers AEG/Electrolux stainless steel built in oven AEG/Electrolux 4 burner Ceran type cook top Faber under counter exhaust fan w/work light Panasonic Prestige stainless steel microwave/convection oven Fisher & Paykel Dish Drawer dishwasher Double under mount stainless steel sink Insinkerator disposal Single handle chrome faucet w/spray wand Pullout canned good storage cabinet Large Magic corner storage cabinet Cherry cabinet w/(3) pullout shelves (5) Cherry storage drawers (4) Cherry storage cabinets (13) Overhead halogen mini spots Screened skylight/deck hatch AC controls Cherry planked sole "Silestone" countertops Side windows w/drapes Large front windshield w/external cover

## Companionway

---

From the Galley Area to port are seven curved carpeted steps with a cherry railing leading below. Along the way is the yacht's AC and DC electrical panel. At the bottom landing one can go aft and down to steps in the Master Suite or forward and up one step past the cherry door Laundry Center with a stacked washer dryer to the Guest Cabin on the starboard side or to the shared Guest Head to the portside. All the way forward is the private VIP Suite.

This area is well lit from the Companionway above.

---

## Master Stateroom

---

Hull #6242 has an updated version of the standard Neptunus layout whereby the staterooms arched entry door is moved forward to include the old Day Head allowing for a split Head arrangement within the Master.

Upon entering the cabin there is a tapered king size berth with an inner spring mattress centerline aft off the aft bulkhead with an innerspring mattress. An upholstered headboard is affixed to three mirrored panels spanning most of the cabin's width. Chrome swing arm reading lamps flank the headboard with twin cherry two drawer nightstands immediately below.

Below the berth are two storage drawers facing forward and LED rope lights around the perimeter. Aft in the cabin overhead port to starboard is an upholstered soffit with two halogen mini spots. Another soffit with cherry trim and two halogen mini spots extends out over the berth.

To both port and starboard outboard are seven cherry drawers to offer an abundance amount of storage. Above the drawers is a large cherry countertop.

Three large portholes, the center of which opens, are above the countertop and are hidden by Roman shades for privacy.

Next forward to port is a double door cedar lined hanging locker with auto light and a surprising amount of storage within including a DC Audiovox DVD player. Also in this cabin are three battery switches, a CO detecting digital AC controls, a Bose Wave stereo linked to the main Salon unit and a built in Sharp 26" HDTV.

---

## Master Heads

---

To starboard through an arched cherry door is the large shower and vanity.

The sole of this area is Absolute black granite. The bow front cherry vanity has one storage cabinet below and a vessel type glass sink mounted above the Avonite countertop. Four mirrored medicine cabinet doors offer storage above the sink. A fixed dead light is behind a pleated shade.

The overhead is mirrored and has three halogen mini spots.

The stall shower has a seat, a shelf, a handheld or wall mounted fixture and a clear glass door and side light. Also in the shower is an exhaust fan and two overhead lights.



On the portside through another arched cherry door, this one a pocket door, is the Raritan Atlantis toilet and a cherry curved front vanity with two cherry doors below and a stainless steel under mount sink above. Two mounted medicine cabinet doors are above. The sole is Absolute black granite and the overhead is mirrored. There are also two overhead mini spots and an exhaust fan.

---

## Guest Cabin

---

Entering from the centerline Companionway the tapered double berth is aft and outboard. At the head of the berth is a three drawer cherry nightstand inboard facing forward with a swing arm lamp above. The outboard side has a cherry shelf running the full width of the lower berth. Above are two oval fixed portholes with Roman drapes. Below the berth is one large and two small drawers. At the foot of the berth is a full size cedar lined hanging locker with an Toshiba DVD player. On the forward bulkhead is a Toshiba 20" LCD TV.

Also in the cabin are two Bose stereo speakers, a Bose Wave radio linked to the Main Salon unit, digital AC controls, four overhead mini spots on a dimmer, LED rope lighting under the berth, a carpeted sole and an arched cherry entry door. The mattress is a custom inner spring mattress.

---

## Guest Head

---

Across from the Companionway from the Mid Guest Cabin is the Forward Head to be shared by the Guest and VIP Cabin. There are dual access doors for this purpose. The bow front cherry vanity has one cabinet door below with a glass vessel type sink above the Avonite countertop. A single lever two tone faucet is above. Three mirrored medicine cabinets are above a fixed deadlight with pleated shades. The toilet is a Raritan Atlantees model. The stalls shower has a clear glass door, a shelf, a handheld or wall mountable fixture, an exhaust fan and light. Also in the Head are three overhead mini spots, an AC vent and a mirrored overhead. The sole is Absolute black granite.

---

## VIP Cabin

---

All the way forward is the VIP Cabin with a centerline queen berth with inner spring mattress, upholstered headboard over a mirrored panel and two swing arm chrome reading lights as well as two dedicated reading lights above the berth.

There are two large drawers at the foot of the berth. To both port and starboard are built in cherry countertops that serve as nightstands. Above on each side are oval fixed portholes with Roman shades. Further above are four cherry cabinets on each

side.

Aft to port is a double door cedar lined hanging locker followed by the entry door to the VIP Head. To starboard is another two door hanging locker with cedar lining.

Facing forward is a built in 15" Toshiba LCD DVD/TV combo above and a three drawer cherry storage cabinet below.

Also in this cabin are digital AC controls, a CO detector, five overhead mini spots, two Bose stereo speakers, a Bose Wave radio linked to the Main Salon unit, an overhead Bomar escape hatch/skylight with a sliding shade and screen and arched entry door to the cabin.

There is also a battery shutoff switch for the bow thruster, a carpeted sole, central vacuum outlet, LED rope lighting under the berth and at the valances and a hatch in the sole to access the bow thruster.

---

## Foredeck

---

Fiberglass non skid decks Heavy Duty welded stainless steel bow rails Stainless steel anchor davit w/bow roller 66 lb. Delta stainless steel anchor Maxwell 3500 VW windlass w/150' chain Up & down foot switches for windlass Round Bomar deck hatch to access large chain locker Freshwater wash down in anchor locker Heavy Duty sub rail w/stainless steel insert Round Bomar VIP Cabin deck hatch Dual spring line cleats International Navigation lights Air horn Dual deck fills for fuel port & starboard allows for single side fueling Stainless steel burgee pole Bow sun pad cushions w/cover, built in drink holders & stainless steel grab rails White Stamoid wrap around windshield cover Frameless cabin side windows Stainless steel sliding boarding gates at port & starboard rail midship Cabin side stainless steel handrails

---

## Aft Deck

---

Teak sole over fiberglass decks Covered stern cleats w/fair leads Built in fiberglass stairs (7) to Flybridge w/teak treads & LED step light (2) Hinged stainless doors to swim platform Fully covered Aft Deck (5) Stainless steel DC lights in Aft Deck overhead Built in Aft Deck seating for 4 - 5 people Aft Deck cherry table w/(2) stainless steel stanchion bases & cover Wet bar w/sink to port 220V Miele grill w/cover to port Storage cabinet below grill Easy access to Crew Cabin/storage area w/centerline transom door LED exterior courtesy lights TV inlet w/cord Telephone inlet w/cord 750 lb. Capacity hydraulically operated swim platform w/wireless remote Folding tender cradles Bose Aft Deck stereo speakers (2) Custom lockers at aft swim platform steps Jabsco pressure water inlet w/pressure regulator Deck waste pump out plate Hot & cold transom shower (2) Stainless steel support poles to Boat Deck above (2) Stern mounted cleats (2) Stainless steel portholes into Crew Cabin Port AND starboard Cockpit docking

stations w/engine controls, start/stop & thruster controls all behind a hinged fiberglass door Custom fold down boarding steps White Textilene sunscreen behind aft seat

## Crew Cabin

---

Entered via the optional watertight transom door the upgraded Crew Cabin presents a livable alternative to many crew cabins on 60' boats.

Stepping over the boxed in rudder gear, the single tapered berth is forward to port. There is one storage drawer below the berth with additional storage below the mattress.

At the head of the berth is a two door cabinet, a Toshiba Blue Ray player and an adjustable reading light. Aft is a digital temperature control, a Clarion Sirius ready CMD4A AM/FM/CD player, a Coolmatic refrigerator with freezer compartment and a Danby .6 cu. ft. microwave.

To starboard is a vanity with storage below and an under mounted stainless steel sink in a granite countertop, a Raritan Atlantis electric head, a hanging locker and a full stand up shower with a wall mounted or handheld fixture and an exhaust fan. A Sharp 15" LCD TV faces the berth. Also in this area are two stereo speakers, a Pirelli sole and four overhead halogen mini spots. Two opening stainless steel portholes offer ventilation and daylight.

## Flybridge

---

Easily accessed by teak tread steps the Flybridge is the single helm station for the yacht but offer all weather piloting due to her enclosed helm with air conditioning or heat.

Equipment includes: Fiberglass hardtop & Integral radar arch Teak decking Bar w/granite top, under mount stainless steel sink & Norcold AC DC drink refrigerator U shaped seating aft w/removable cushions, cover, custom walk through section & storage below Burlwood table w/cherry trim & twin pedestals Black trimmed Venturi windshield w/dark tint Aft stainless steel railing Flag staff w/cover (2) Bose stereo speakers (6) Stainless steel trimmed overhead lights (1) Stainless steel red night Navigation light Storage cabinet to port w/granite top & (2) cabinets w/(2) drawers within (4) Hinged plastic access panels at Helm Area Portside double helm seat (2) Digital SMX AC controls (2) 16,000 BTU direct expansion Flybridge AC units Three side polycarbonate enclosure Glass front helm/panel w/windshield wiper Forward Sun Lounge w/removable cushions Hinged hatch over Flybridge steps

## Helm Equipment

---

(2) CAT ECM LCD gauge panels Tilt hydraulic Sea Star helm wheel CAT start/stop panels CAT emergency backup controls CAT electronic clutch & throttle controls 12" Furuno Nav Net 4D plotter/radar/depth/monitor (2) Garmin 7612 plotter, new 2013, (1) port, (1) starboard Nav Net 4 KW open array 3D radar scanner 42" Icom M 504 VHF w/DSC (2) Electric Wema fuel gauges Simrad AP 24 autopilot Vetus bow thruster control Ritchie 5" Powerdamp magnetic compass Bennett trim tab controls ITT Jabsco searchlight controls (4) Bilge pump switches (3) Digital bilge pump monitors High water bilge alarm Fireboy fire system engine override switch Windshield wiper control 12 Volt accessory outlet Windlass controls Nav light controls Flybridge courtesy lights (2) Drink holders Portside CAT electronic clutch & throttle controls Portside Vetus bow thruster control Cover for portside wing system Cover for helm Cover for helm seats Intellian i4 dual LNB HD satellite TV system

## Engine Room

Anti vibration mounts for engines & generators 15 hp Vetus 24 volt DC electric bow thruster (4) Automatic/manual bilge pumps w/"Ultra" bilge pump switches Headhunter Mach 5 freshwater pump Space Saver 30 Gallon hot water heater (5) Fluorescent Engine Room lights (2) 110V GFCI outlets FRP flooring between engines Macerator pump for waste system w/timer 2.5" Aquamet 22 stainless steel shafts Dripless shaft seals Site tubes for both fuel tanks (2) Engine Room blowers 2" Heavy duty insulation material covered w/white aluminum perforated paneling Oil X Change oil change system for engines, transmission & generator 34 lb. Fireboy automatic fire suppression system (FE 241) Air filters on Engine Room air intakes Engine Room camera system Thermostatically controlled Engine Room cooling system Easily accessible Perko main engine sea strainers w/ball valves Teleflex power steering system 4 Step teak & stainless steel boarding/swim ladder Cruiseair direct expansion AC system consisting of 24,000 BTU Salon unit, 24,000 BTU Dinette unit, 12,000 BTU Master unit, 20,000 BTU Guest & VIP unit, dual water pumps Racor 1000 MA fuel filters for main engines (1) Racor 500 filter for generator 6 Step stainless steel & teak ladder to Engine Room from Aft Deck (3) Coolant recovery bottles for cooling systems Sea Star hydraulic power steering (2) Engine block heaters ZF 550A Transmissions w/1.97:1 reduction Airsep crankcase ventilation system 422 Gallon aluminum forward fuel tank 683 Gallon aluminum aft fuel tank Oversize Groco sea strainer & sea valves for main engines 4 Blade propellers (main props) 30" x 42" Nibral (2) Aluminum baffled water tank (1) Aluminum baffled waste tank Wema electric water tank gauge at main electrical panel Wema electric waste tank gauge at main electrical panel Generator muffler Fuel transfer pump w/timer

## Electrical

110V/220V AC system 12V/24V DC system 21 KW CAT generator in sound shield w/350 hours (3) Banks of 12 volt gel cell batteries separated by blocking diodes as

follows: (2) 8D's (220 ah each) for house 12V, (2) 4D's (180 ah each) for engine starting 24V plus (2) 12 volt 4D (180 ah each) batteries for bow thruster (24V system) DC Digital voltmeter DC Digital amp meter AC Digital voltmeter AC Digital amp meter (20) Breaker protected 110 volt AC circuits (10) Breaker protected 220 volt AC circuits (42) Breaker protected DC circuits Central bonding system w/graphite shaft brushes Victron/Centaur battery charger for engines 24V, 30 amp Victron/Centaur battery charger for house system 12V 200 amp (2) 50 amp Glendinning cord reels w/75' of cord each Generator "on" indicator light at Helm (3) Battery shutoff switches Generator start stop panel at main electrical panel (2) Newmar GI 50 galvanic isolators Port engine alternator 85 amps, 28V Starboard engine alternator 135 amps, 14V (3) Gang centrally located GFCI's at main bus (2) 15 KVA isolation transformers

---

## Construction Details

---

The boat is a composite construction using Kevlar Hybrid materials for superior strength and puncture resistance. Six longitudinal foam stringers and 20 transverse foam stringers enclosed with stitched woven roving, reinforce the entire hull bottom. The hull sides are cored. The engine stringers run from stern to bow with steel top plates for engine mounting. The Deep Vee Hull has been designed to ensure a vessel with excellent sea keeping qualities. Special attention has been given to a ratio between installed power, speed and fuel consumption.

---

## Remarks

---

Owner purchased a brand new 65' Neptunus Express. LIQUID WISDOM is very seriously for sale, has super low hours and is priced to sell immediately!

---

## Exclusions

---

While every effort was made to list all pertinent included equipment aboard LIQUID WISDOM, there are some personal belongings aboard. Prospective purchasers should assume any item not specifically mentioned herein will not convey at closing.

---

## Исключения

---

При продаже яхты исключаются личные вещи владельца.

---

## Отказ от ответственности

---


Компания предоставляет описание судна или яхты добросовестно, но не может гарантировать точность этой информации, а также не ручается за техническое

состояние. Покупатель должен проинструктировать своих агентов или оценщиков исследовать представленную информацию более подробно, по собственному желанию. Продажа судна или яхты, изменение цены или снятие с продажи будет происходить без предварительного уведомления.

# ФОТОГРАФИИ

---

**Salon Looking Forward**



**Salon Looking to Port**




**Salon Looking Starboard Forward**




**Salon Looking Starboard Aft**




**Salon Looking Aft**




**Salon Looking Forward**






**Galley Looking Forward**





**Galley to Starboard Forward**



### Salon Looking Aft



### Oversize Sub Zero Fridge






















### Hydraulic Platform Crew Access








### Alternate Profile



### Layout



# КОНТАКТЫ

---

Андрей Шестаков (Andrey Shestakov) – ведущий яхтенный брокер отдела продаж яхт и судов компании Shestakov Yacht Sales Inc. Официальный представитель Shestakov Yacht Sales Inc. для русскоговорящих клиентов в центральном офисе компании в Майами/Форт Лодердейл/Флорида/США.

## Контактная информация

---

Email: **andrey@shestakovyachtsales.com**

Web: [shestakovyachtsales.com](http://shestakovyachtsales.com)

## Телефоны

---

Краснодарский край: **+7(918)465-66-44**

США, Майами, Флорида: **+1(954)274-4435**

## Время работы

---

Понедельник – Суббота: **9:00 - 21:00** EDT

Воскресенье: **Закрыто**

## Адрес

---



Harbour Towne Marina, 850 NE 3rd St, STE 213, Dania, FL 33004