

THE VOYAGER — STEPHENS MARINE



Builder: STEPHENS MARINE

Year Built: 1978

Model: Cruiser

Price: PRICE ON APPLICATION

Location: United States

LOA: 68' 0" (20.73m)

Beam: 16' 7" (5.05m)

Min Draft: 5' 2" (1.57m)

Max Draft: 5' 4" (1.63m)

Cruise Speed: 8 Kts. (9 MPH)

Max Speed: 9 Kts. (10 MPH)

Our experienced yacht broker, Andrey Shestakov, will help you choose and buy a yacht that best suits your needs **THE VOYAGER — STEPHENS MARINE** from **our catalogue**. Presently, at **Shestakov Yacht Sales Inc.**, we have a wide variety of yachts available on **our sale's list**. We also work in close contact with all the big **yacht manufacturers** from all over the world.

If you would like to buy a yacht **THE VOYAGER — STEPHENS MARINE** or would like help answering any questions concerning purchasing, selling or chartering a yacht, please call **+1(954)274-4435**

TABLE OF CONTENTS

TABLE OF CONTENTS	2
SPECIFICATIONS	7
Basic Information	7
Dimensions	7
Speed, Capacities and Weight	7
Accommodations	7
Hull and Deck Information	8
Engine Information	8
DETAILED INFORMATION	9
Walkthrough	9
Aft Deck	9
Salon	9
Aft Accommodation Stairs	10
Master Cabin	10
Master Head	11
Galley	11
Pilothouse	11
Forward Accommodation Area	12
Starboard Guest Cabin	12
Starboard Guest Head	12
Port Guest Cabin	13
Port Guest Head	13
Third Guest Cabin or Crew Cabin	13
Forward Head	14
Foredeck	14
Side Decks/Portuguese Bridge	14
Cockpit	14
Pilothouse Coach Roof Equipment	15

Boat Deck Equipment	15
Engine Room	15
Electrical	16
Remarks	16
Exclusions	17
Exclusions	17
Disclaimer	17
PHOTOS	18
Aft Deck to Port	18
Aft Deck to Starboard	18
Aft Deck Forward	18
Bar Storage	18
Aft Deck Lucite & Screen Doors	18
Aft Deck Screen Hatch	18
Salon to Port	18
Salon Forward to Port	18
Salon Aft to Port	19
Salon Aft	19
Salon to Starboard	19
Salon to Starboard	19
Aft Accommodation Stairs	19
Master Aft to Starboard	19
Master Aft to Port	19
Master Forward	19
Master Head	20
Master Shower	20
Galley from Salon	20
Galley to Port	20
Galley	20

Galley Looking Forward	20
Galley Looking Aft	20
Pilothouse	20
Nav Station	21
Pilothouse	21
Helm Seat Storage	21
Garmin as GPS/Depth	21
Garmin as CCTV Monitor	21
Helm to Port	21
Helm	21
Nav Net as Plotter	21
Nav Net as Radar	22
Nav Net as Fish Finder	22
Aux Autopilot	22
Forward Accommodation Stairs	22
Forward Accommodation Area	22
Forward Laundry	22
Starboard Cabin Looking Aft	22
Starboard Cabin Looking Forward	22
Starboard Cabin Head	23
Port Cabin Looking Forward	23
Port Cabin Inboard	23
Port Cabin Outboard	23
Port Cabin Head	23
Forward Cabin	23
Forward Cabin	23
Forward Cabin Head	23
Bow	24
Bow Area	24

Bow Storage	24
Windlass Detail	24
Portuguese Bridge	24
From Bow	24
Side Deck	24
Cockpit	24
Swim Platform	25
Stern View	25
Coach Roof Equipment	25
Coach Roof Equipment	25
Mast	25
Flybridge Helm	25
Boat Deck Lounges	25
Boat Deck Seating	25
Boat Deck Access	26
Boat Deck Crane	26
Spare Shaft	26
Engine Room Looking Forward	26
Port Engine	26
Starboard Engine	26
Port Generator	26
Starboard Generator	26
Watermaker	27
Fuel System	27
Electrical Panel	27
1 of 2 Slide Out Battery Trays	27
The Voyager	27
CONTACTS	28
Contact details	28

Telephones	28
Office hours	28
Address	28

SPECIFICATIONS

Basic Information

Category: Cruiser

Sub Category: Long Range Cruiser

Model Year: 1979

Year Built: 1978

Refit Year: 2000

Country: United States

Vessel Top: Enclosed Pilothouse

Cockpit: Yes

Dimensions

LOA: 68' 0" (20.73m)

LWL: 64' 0" (19.51m)

LOD: 68' 0" (20.73m)

Beam: 16' 7" (5.05m)

Min Draft: 5' 2" (1.57m)

Max Draft: 5' 4" (1.63m)

Speed, Capacities and Weight

Cruise Speed: 8 Kts. (9 MPH)

Cruise Speed RPM: 1750 Kts.

Max Speed: 9 Kts. (10 MPH)

Max Speed RPM: 1950 Kts.

Gross Tonnage: 45 Pounds

Water Capacity: 600 Gallons

Holding Tank: 300 Gallons

Fuel Capacity: 1100 Gallons

Fuel Consumption: 600 Gallons

Accommodations

Total Cabins: 4

Total Berths: 9

Sleeps: 10

Total Heads: 4

Hull and Deck Information

Hull Material: Aluminum

Deck Material: Aluminum

Hull Configuration: Modified V-Hull

Hull Finish: Aluminum

Hull Designer: Stephens

Exterior Designer: Stephens

Interior Designer: Stephens

Engine Information

Engines: 2

Manufacturer: Caterpillar

Model: 3304T

Engine Type: Inboard

Fuel Type: Diesel

DETAILED INFORMATION

Walkthrough

Boarding THE VOYAGER is from the port or starboard amidship boarding gates via a Marquipt Tide Ride ladder or vertical ladder. One can go aft through the side decks to the Aft Deck or forward to the Portuguese bridge and Foredeck. Entrances to the cabin are by the Wheelhouse doors or Aft Deck wing doors.

The Aft Deck is fully enclosed with built in seating, a table, a bar and a centerline door to the Cockpit. The Salon which is next forward is open to the Aft Deck with the original doors and windows removed.

The Salon has an L shaped settee to port with the yacht's entertainment system and open bookshelves to starboard. The Galley is open and next forward. Steps in the Salon lead to the private Master Cabin and Engine Room area.

The Pilothouse is large and inviting with seating and all equipment a long distance cruiser requires.

Steps to starboard lead to two Guest Cabins, a common area with laundry and the forward Crew or Guest Cabin.

Aft Deck

The Aft Deck is fully enclosed and quite spacious. The deck is oiled teak. Two deep seats port and starboard offer ample seating. The port one has a teak drop leaf hi-lo table in front. Lucite windows and hinged screen doors are both port and starboard. The aft and sides are enclosed with glass and plexiglass with interior Sunbrella light filtering sunshades.

To starboard is a self controlled Cruisair AC unit under the five tread ladder to the Boat Deck. Next inboard is a newer Raritan stainless steel icemaker built into a cabinet.

To port is a bar unit with fitted barware storage.

Overhead is a teak rod rack for eight rods (rods excluded).

Centerline aft is a hinged door and fold down screen giving access to the Cockpit.

Also in this area are overhead lights and stereo speakers.

Salon

Just forward and open to the Aft Deck is the Salon. This area is carpeted. Immediately to port is a built in chest of five drawers with a table lamp above followed by a large L shaped six cushion sofa with storage below.

Outboard of the sofa are three large windows with semi opaque pull down shades. In front of the sofa is a large drop leaf hi-lo teak table.

The forward corner of the sofa has a matching table lamp.

To starboard upon entering the Salon is a cabinet housing the entertainment equipment consisting of a 48" Samsung LCD TV, a Samsung Blue Ray player and an Audiosource amplifier. This equipment can be hidden by a fold away cabinet door. This area also has open shelving forward. The TV area forms the stairwell access the Master Cabin.

Additional open shelving is to starboard under the windows and shades matching those to port.

Aft Accommodation Stairs

Eight carpeted steps lead below. Outboard is a large two shelf storage locker behind a door.

At the base of the stairs the Engine Room door is forward and the Master Cabin door is aft.

Master Cabin

Entered from the forward end there is a double bed on centerline and two drawers at the foot of the berth. Each berth has a reading light and an inset storage cuddy in the headboard.

Above the berth to both port and starboard are twin escape/ventilation hatches.

Twin nightstands are port and starboard, each with a table lamp. Each nightstand has a drawer and an access door to the steering gear (Cockpit was added).

To both port and starboard are six drawers, three shelved storage cabinets and an open storage cuddy. Above the drawers is a varnished countertop and two opening portholes with a unique shade system (all portholes throughout the yacht).

The entrance to the Master Head is forward to port. To starboard is a double door hanging locker with shelves within.

Also in the Master Cabin is an SMX digital AC controller, an overhead LED light, USB

charging outlets and a variable speed fan to bring AC into the Owner's Head.

Master Head

Forward to port is the Master Head with a varnished wood vanity with three drawers, two cabinets and an open storage cuddy. The countertop is cultured marble with a molded sink and a large mirror above.

A wood two door medicine cabinet is forward. The stall shower has a handheld or wall mounted fixture, a seat, shaded opening porthole and a shower curtain.

The toilet is a modified Vacuflush model and has a second medicine cabinet above. The sole is cultured marble. There is both LED and fluorescent lighting.

Galley

The Galley is open to the Salon, is U shaped off the portside of the boat and includes the following features and equipment:

Tile sole Newer Samsung stainless steel fridge w/water & ice through door Corian countertops Newer Samsung stainless steel oven/range Newer Samsung stainless steel microwave Large Kohler enamel sink Main Deck AC controls (11) Wood cabinet doors (8) Wood drawers Shelf w/storage cuddy above countertop (4) Overhead lights Newer Samsung stainless steel dishwasher Newer GE Profile stainless steel trash compactor

Pilothouse

Forward and one step up from the Galley is the expansive Pilothouse. There is a door to separate this area as needed.

The helm is centerline with a large expanse for navigation equipment.

Aft is a three cushion helm seat with four file drawers and a full size chart drawer below. Additional hinged top storage and hanging locker are behind helm seat. Outboard to starboard is a full nav station with an Icom M-710 SSB and an Icom M-504 DSC VHF. Below the work area are three more drawers and two large storage cabinets.

The sole of the Wheelhouse is varnished teak and holly.

There are wing doors to both port and starboard, each with a hinged screen door. A large storage area is accessed via a cabinet to port at the helm. Above is another chart flat work area.

Equipment in this area includes:

Garmin GPS Map XSV 15" touchscreen plotter, new 2017 Simarad AP 20 autopilot Side Power 24 volt bow thruster joystick Furuno 15" Nav Net plotter/radar Wood Freeman Model 500 autopilot w/gimballed compass Danforth Constellation 6" compass in chrome binnacle Raritan MK3 rudder angle indicator Floscan tach & fuel totalizer Stewart Warner direct ready engine gauges Naiad Marine Multisea II stabilizer controls Icom M504 DSC VHF w/remote mic Furuno RD-30 digital/temp/data Garmin wind instrument Furuno LCD radar ITT Jabsco searchlight controls (2) Cabin fans Swivel bucket style helm seat w/footrest Stainless steel Destroyer wheel (3) Wiper/washer controls Fireboy engine override shutdown control Generator start/stop & manual gauges w/charging amp meter Cruisair AC fan control from Main Deck AC Glendinning engine synchronizer controls Audio/visual engine alarm system Key start/stop switches for main engines Nav light controls Morse clutch/throttle controls Icom AT-130 auto antenna tuner for SSB Garmin CCTV camera (2) Opening portholes aft Pull chain horn & whistle controls

Forward Accommodation Area

From the starboard side of the Pilothouse eight carpet steps lead below.

At the base of the stairs aft are entrances to the port and starboard Guest Cabins. Forward is the Crew or Third Guest Cabin.

The area between is the common area with four storage cabinets, two drawers, three open storage shelves, a countertop work area and the yacht's White/Westinghouse Space Mate III separate washer and dryer.

Starboard Guest Cabin

The Starboard Guest Cabin has two lower bunks, one outboard, one inboard. At the foot of the outboard bunk is a cedar lined hanging locker and two storage lockers that access the area under the stairs.

Above the inboard bunk is a shelf. Above the outboard bunk are two opening portholes with unique shades. Each berth has a reading light.

Walking between the berths is the private Head. Also in this cabin are USB charging outlets and a fan control for the AC.

Starboard Guest Head

The Starboard Guest Head is accessed only from the cabin.

There is a vanity with a cabinet and drawer below and a cultured marble countertop and sink above. The aft bulkhead is mirrored with two LED ceiling lights above.

The toilet is a Mansfield Vacuflush toilet. The sole is vinyl tile. The stall shower has a handheld or wall mountable fixture, a cultured marble bench seat, a tempered glass door and an opening porthole with shade.

Also in the Head is a variable speed fan to add air conditioning from the Cabin.

Port Guest Cabin

The Port Guest Cabin has a bunk bed above each single lower berth, one outboard, one inboard for a total of four berths. At the foot of the outboard bunk is a cedar lined hanging locker and two storage lockers that access the area under the stairs.

Above the outboard bunk are two opening portholes with unique shades. Each berth has a reading light.

Walking between the berths is the private Head. Also in this cabin are USB charging outlets and a fan control for the AC.

Port Guest Head

The Port Guest Head is accessed only from the cabin.

There is a vanity with a cabinet and drawer below and a cultured marble countertop and sink above. The aft bulkhead is mirrored with two LED ceiling lights above.

The toilet is a Mansfield Vacuflush toilet. The sole is vinyl tile. The stall shower has a handheld or wall mountable fixture, a cultured marble bench seat, a tempered glass door and an opening porthole with shade.

Also in the Head is a variable speed fan to add air conditioning from the Cabin.

Third Guest Cabin or Crew Cabin

All the way forward accessed from the Common Area is the Third Guest Cabin or Crew Cabin. There are two berths on the outboard bulkhead arranged in an over/under fashion.

There is storage below the lower berth and a porthole and a small deck hatch above the upper berth. Each berth has a reading light.

Aft is a chest of four cedar lined drawers with a countertop and mirror above.

Forward is the private Head.

Also in this cabin is carpeted sole, overhead lights and cedar lined hanging locker plus AC controls.

Forward Head

Located in the forepeak of the yacht is the Fourth Cabin's Head with a vanity forward. There is one storage locker below and a cultured marble countertop and sink with mirror above. Port and starboard are cabinets and open storage cuddies with opening portholes above. The toilet is a Mansfield Vacuflush model. The sole is vinyl tile. The stall shower has a tempered glass door and a handheld or wall mounted shower fixture.

Foredeck

Aluminum decks painted with white nonskid & tan walkways Ideal vertical capstan windlass 110V AC w/(1) foot switch Bruce 110 lb. plow anchor w/3/8" chain & 1" rode stowed on bow roller Spare aluminum Fortress FX-55 anchor stowed on deck Spare Bruce 66 lb. anchor Raised aluminum bulwarks w/stainless steel handrail Swivel anchor davit (2) Forepeak access hatches Portuguese bridge w/(2) aft facing storage cabinets Bow pennant staff Center hinged gate at Portuguese bridge Forward cabin escape hatch Freshwater wash down spigot Raw water wash down spigot Ship's bell (2) Bow thruster foot switches (great idea!) (3) Fiberglass deck boxes 4 Step vertical boarding ladder Forward spring line cleats (hawse hole w/horns) Telephone/TV inlet

Side Decks/Portuguese Bridge

Aluminum decks w/painted white nonskid & tan walkways Raised bulwarks w/port & starboard boarding hinged gates Port & starboard hinged varnished Wheelhouse doors 7 Step Marquipt Tide Ride ladder mounted on starboard side Port & starboard overhead lights Port & starboard boat hooks (2) 24" Throw rings, (1) port, (1) starboard Portside exterior small (occasional) steps to Boat Deck Sunbrella Pilothouse windshield exterior shades (3) Windshield wipers/washers (2) Foredeck LED deck lights Foredeck sunshade Posts for storm covers on front windshield (2) Pairs of additional spring line cleats

Cockpit

Aluminum deck w/teak decking over Varnished teak covering boards Aluminum 4 step ladder from Aft Deck centerline Port & starboard small storage lockers forward Aft

Deck shower Port & starboard large opening hatches into Master Cabin (3) Port & (3) starboard rocket launcher on Aft Deck rail Centerline hinged gate to swim platform Teak swim platform 40" deep Telescoping swim ladder to starboard Port & starboard handrails at transom corners Aft flag socket (2) Flush mount rod holders Ideal warping windlass w/footswitch 4 Place dive tank rack 110V Outlet Wash down spigot (3) Deck hatches into Lazarette storage Aft camera (2) Large Quartz lights facing aft from Boat Deck

Pilothouse Coach Roof Equipment

Aluminum deck w/tan nonskid walkways Revere 8 person life raft ITT Par chrome searchlight (3) Trumpet horns Hailer horn (2) Comrad antennas Furuno 48" radar scanner Intellian i5 Sat TV (3) Garmin GPS sensors Rogue Wave cell booster Furuno GPS sensor Garmin wind instrument (2) VHF antennas Comrad SSB antenna International Navigation lights

Boat Deck Equipment

Tan painted nonskid over aluminum decks Aft Deck hatch w/safety rail False stack w/storage below and mast above Aft facing Garmin CCTV camera Bridge controls: clutch throttle, jog steering & thruster (2) Rattan sun lounges w/covers Rattan/wood table w/cover (2) Resin beach chairs Large fiberglass deck box Newer UMT crane for 1200 lbs. approx. Tender chock system Safety railing port & starboard Spare drive shaft chocked on deck to starboard (Rover & Sea Doo excluded from sale) "The Wire" Internet booster antenna

Engine Room

The Engine Room was redesigned and refitted by Marine Mechanical and Electrical Repairs in 1999/2000. Nearly every facet of this space was upgraded.

Naiad 254 stabilizers w/9 square foot fins Tank tender tank monitor system (3) Oberdorfer bronze head gear pumps for fuel transfer w/Racor 1000 series fuel filters Hand operated stripping pump w/Racor 500 Head Hunter XR-124 freshwater pump Raz Marine Galley Maid 24-10 freshwater pump (3) 24 Volt Par diaphragm type shower sump pumps (4) Mansfield vacuum pump toilets (2) 24 Volt vacuum pumps in Engine Room 24 Volt waste pump w/overboard discharge Watermakers Inc 600 GPD watermaker, 1915 hours Village Marine 1000 GPD watermakers Oberdorfer lube oil transfer pump w/6 point operation 2" Stainless steel shafts Drive Saver shaft couplings Dripless shaft seals w/small sump below 5 Blade main propellers 32" x 28" (1) Spare shaft mounted on Boat Deck (2) Spare 3 blade propellers in Lazarette Underwater exhaust w/bypass Harvard exterior oil filters (2) Opening portholes Aircep crankcase

ventilation system on engines & generators Direct reading generator gauges for oil pressure & temp (5) Racor 500 fuel filters for fuel management system Workbench above each engine Porter/cable 3 gallon household 110V air compressor for air horns/tools (5) AC LCD lights (5) DC LCD lights (4) Coolant recovery bottles Hynautic hydraulic steering system Port main engine is primary steering pump location Starboard main engine is secondary steering pump location Side Power electric bow thruster w/dual rotating propellers in 12" tunnel Stabilizer system has direct drive from starboard engine Stabilizer system has belt drive from port engine (4) 24 Volt Rule auto/manual bilge pumps Dayton centrifugal bilge pump w/4 point manifold Par 24 volt belt driven diaphragm secondary bilge pump (4) Cruiseair DX compressors as follows:
 Crew Area 10,000 BTU Guest Area 12,000 BTU Main Deck Area 10,000 BTU
 Salon 30,000 BTU (2) Baldor seawater pumps for air con system w/selector switch (3) 8" Blowers port, (3) 8" Blowers starboard AC & DC fuel transfer pumps (2) Fireboy Engine Room fire bottles Portside wash basin Portside work bench & tool chest Garmin CCTV Engine Room camera Glendinning synchronizer Floscan fuel flow monitors Tank Watch indicator for waste tank (2) Racor 900's for fuel transfer system

Electrical

12V/24V DC systems 110V/220V AC systems Northern Lights 20 KW generator, 3196 hrs. Northern Lights 16 KW generator, 4470 hrs. Acme 15 KVA isolation transformer 50 Amp shore cord inlet, starboard forward Foredeck bulwarks (2) Xantrex SW Series charger/inverters Mastervolt Charge Master 12V 35 amp 3 stage charger Mastervolt 30 amp direct lead 24 - 12 volt converter Mastervolt charge main 23 volt 30 amp 3 stage charger Zinc saver galvanic isolator (4) 6 Volt batteries for port battery tray top slides out (4) 6 Volt batteries for port battery tray bottom slides out (4) 6 Volt batteries for starboard battery tray top slides out (4) 6 Volt batteries for starboard battery tray bottom slides out (6) Perko battery switches (2) 12 Volt batteries for 24 volt thruster operation Main engine DC panel w/(20) breaker protected circuits Main engine DC panel w/(2) digital amp meters Main engine DC panel w/(2) analog voltmeters Main engine AC panel w/(6) 220 volt breaker protected circuits Main engine AC panel w/(27) 110 volt breaker protected circuits Main engine AC panel w/(2) analog amp meters Main engine AC panel w/(1) analog voltmeter Main engine AC panel w/(1) analog hertz meter 5 Position 50 amp selector switch Short/inverter selector switch 4 Position generator routing to inverter switches

Remarks

THE VOYAGER is a true blue water cruiser with extensive West Coast cruising, a Panama Canal passage and cruising on the East Coast from Maine to the Caribbean.

Built as Starfire with a length of 60' she was extended to 68' by a very useful Cockpit addition. Some of her features are updated electronics, updated stainless steel Galley,

four staterooms with four Heads, newer engines, generators, wiring and plumbing.

Being a Stephens she carries both appealing lines and a great pedigree from the West Coast's most highly regarded custom yacht builder.

Exclusions

While every effort was made to list all pertinent included equipment aboard THE VOYAGER, there are some personal belongings aboard. Prospective purchasers should assume any item not specifically mentioned herein will not convey at closing.

Exclusions


Owner's personal belongings.

Disclaimer

The Company offers the details of this vessel or yacht in good faith but cannot guarantee or warrant the accuracy of this information nor warrant the condition of the vessel. A buyer should instruct his representatives, agents, or his surveyors, to investigate such details as the buyer desires validated. This vessel or yacht is offered subject to prior sale, price change, or withdrawal without notice.

PHOTOS


Aft Deck to Port



Aft Deck to Starboard




Aft Deck Forward



Bar Storage




Aft Deck Lucite & Screen Doors




Aft Deck Screen Hatch



Salon to Port




Salon Forward to Port



Salon Aft to Port




Salon Aft



Salon to Starboard




Salon to Starboard



Aft Accommodation Stairs



Master Aft to Starboard



Master Aft to Port



Master Forward




Master Head




Master Shower




Galley from Salon




Galley to Port




Galley



Galley Looking Forward



Galley Looking Aft



Pilothouse




Nav Station




Pilothouse




Helm Seat Storage



Garmin as GPS/Depth




Garmin as CCTV Monitor




Helm to Port



Helm



Nav Net as Plotter



Nav Net as Radar



Nav Net as Fish Finder



Aux Autopilot



Forward Accommodation Stairs



Forward Accommodation Area



Forward Laundry



Starboard Cabin Looking Aft



Starboard Cabin Looking Forward



Starboard Cabin Head



Port Cabin Looking Forward




Port Cabin Inboard



Port Cabin Outboard



Port Cabin Head



Forward Cabin



Forward Cabin



Forward Cabin Head



Bow



Bow Area



Bow Storage



Windlass Detail



Portuguese Bridge



From Bow



Side Deck



Cockpit



Swim Platform



Stern View




Coach Roof Equipment




Coach Roof Equipment




Mast



Flybridge Helm



Boat Deck Lounges



Boat Deck Seating




Boat Deck Access




Boat Deck Crane




Spare Shaft




Engine Room Looking Forward




Port Engine




Starboard Engine



Port Generator



Starboard Generator



Watermaker




Fuel System




Electrical Panel



1 of 2 Slide Out Battery Trays



The Voyager



CONTACTS

Andrey Shestakov, leading yacht broker of the sales department of Shestakov Yacht Sales Inc. Shestakov Yacht Sales Inc., the official representative of the Miami/Fort Lauderdale FL headquarters.

Contact details

Email: **andrey@shestakovyachtsales.com**

Web: shestakovyachtsales.com/en/

Telephones

USA: **+1(954)274-4435**

Office hours

Monday – Saturday: **9:00 - 21:00** EDT

Sunday: **closed**

Address



Harbour Towne Marina, 850 NE 3rd St, STE 213, Dania, FL 33004