

MOONSTRUCK BAY — ALBEMARLE



Builder: [Albemarle](#)

Year Built: 2009

Model: Sport Fisherman

Price: PRICE ON APPLICATION

Location: United States

LOA: 33' 0" (10.06m)

Beam: 13' 5" (4.09m)

Max Draft: 4' 0" (1.22m)

Cruise Speed: 25 Kts. (29 MPH)

Max Speed: 30 Kts. (35 MPH)

Our experienced yacht broker, Andrey Shestakov, will help you choose and buy a yacht that best suits your needs **Moonstruck Bay — Albemarle** from **our catalogue**. Presently, at **Shestakov Yacht Sales Inc.**, we have a wide variety of yachts available on **our sale's list**. We also work in close contact with all the big **yacht manufacturers** from all over the world.

If you would like to buy a yacht **Moonstruck Bay — Albemarle** or would like help answering any questions concerning purchasing, selling or chartering a yacht, please call **+1(954)274-4435**

TABLE OF CONTENTS

TABLE OF CONTENTS	2
SPECIFICATIONS	6
Overview	6
Basic Information	6
Dimensions	6
Speed, Capacities and Weight	6
Accommodations	7
Hull and Deck Information	7
Engine Information	7
DETAILED INFORMATION	8
Manufacturer Description	8
Cockpit and Fishing Equipment	8
Helm Deck and Foredeck	8
Lower Cabin Features	9
Electronics and Navigation	9
Exclusions	10
Disclaimer	10
PHOTOS	11
Cabin	11
Helm	11
Cockpit	11
Cockpit	11
Cockpit	11
Cockpit	11
Cockpit	11
Rocket Launcher	11
Bait Prep	12
Livewell	12

Tower	12
Rod Holders	12
Cover	12
Helm	12
Teaser Reels	12
Helm Seating	12
Helm Seating	13
Helm	13
Helm Seat	13
Helm	13
Fwd Cabin	13
Sofa	13
Over Under Bunks	13
Cabin	13
Filler Berth	14
Galley	14
Galley	14
Caboin	14
Head	14
Sink Nozzle	14
Microwave	14
Galley	14
Fridge	15
User Manuals	15
36	15
Fwd Cabin	15
Fwd Cabin	15
Panel	15
Panel	15

Onan	15
Electronics	16
NavNet	16
Compass	16
NavNet	16
Panel	16
Electronics	16
Tabs	16
Radio	16
Electronics	17
Electronics	17
Electronics	17
Tower Ladder	17
Lights	17
Cockpit Looking Down	17
Tower Controls	17
Tower Controls	17
Electronics	18
VHF	18
Radio Box	18
Foredeck Looking Down	18
Cockpit Looking Down	18
Cockpit Looking Down	18
Stbd Deck	18
Foredeck	18
Bow	19
Tower	19
Engine Room	19
Engine Room	19

Engine Room	19
Engine Room	19
Engine Room	19
Engine Room	19
Fire Extinguisher	20
Engine Room	20
Engine Room	20
Engine Room	20
Ladder/Genset	20
Engine Room	20
Genset	20
81	20
CONTACTS	21
Contact details	21
Telephones	21
Office hours	21
Address	21

SPECIFICATIONS

Overview

Loaded with options, Twin 425hp Cummins (QSB5.9-HO) inboards with 365 original hours. Battle Saddle in the cockpit, Stainless steel lined cockpit bait freezer. Outriggers with collapsible back bars, Center rigger, full tower, US-9 Electric teaser reels, Helm Heat/AC, Cabin Heat/AC, 9kw diesel powered generator (300 hrs), Furuno 3d electronics, Autopilot, Radar, Sat Weather and Stereo. Clean cabin with teak/holly floor, enclosed head and shower, galley with Corian counters. V-berth with table and filler cushion, port side sofa converts into upper and lower bunks. Available now at Bluewater Yachting Center.

Basic Information

Category: Sport Fisherman

Sub Category: Express

Model Year: 2009

Year Built: 2009

Country: United States

Dimensions

LOA: 33' 0" (10.06m)

Beam: 13' 5" (4.09m)

Max Draft: 4' 0" (1.22m)

Speed, Capacities and Weight

Cruise Speed: 25 Kts. (29 MPH)

Cruise Speed Range: 304

Max Speed: 30 Kts. (35 MPH)

Displacement: 19500 Pounds

Water Capacity: 52 Gallons

Holding Tank: 20 Gallons

Fuel Capacity: 450 Gallons

Accommodations

Total Cabins: 1

Total Berths: 4

Hull and Deck Information

Hull Material: Fiberglass

Hull Configuration: Deep Vee

Hull Color: White

Engine Information

Engines: 2

Manufacturer: Cummins

Model: QSB5.9 ho

Engine Type: Inboard

Fuel Type: Diesel

DETAILED INFORMATION

Manufacturer Description

Built specifically to ride and feel like a much larger vessel, the 330 has a full assortment of tournament-ready features, and she sports a generous cockpit with deep gunwhales and high freeboard for Safe Offshore operation. The heavy-duty hand laid hull was built to withstand even the most challenging conditions that our customers will encounter.

As with every Albemarle, this boat was designed to safely and comfortably run far offshore through the roughest seas and get you to where the fish are. As a complement to its rugged side, the 330's elegant profile and plush amenities such as solid surface countertops, custom hand-crafted cabinetry and upholstery, and a smartly designed cabin are sure to please whether you are planning an overnight swordfish trip in the canyons, or an afternoon cruising with friends.

Cockpit and Fishing Equipment

- Transom Tuna Door
- 56 gallon transom fishbox
- 57 gallon in-deck fishbox with macerator pump
- Built in tackle storage\Bait prep center
- Stainless Steel lined bait freezer
- 25 gallon livewell
- Release Battle Saddle (teak, 6 rod holders, gimble base, cutting board insert, 2 cupholders, custom cover)
- Flush mounted rod holders
- Hawse pipes for stern cleats
- 2 upright rod holders on each rear leg
- 6 rod rocket launcher across rear of hardtop
- Cockpit spreader lights
- Fresh water washdown
- Raw water washdown
- Outriggers with collapsible back bars
- Center rigger (double rigged)
- US-9 electric teaser reels, built into the hardtop
- Full Tuna Tower with upper control station
- Fiberglass buggy top at upper station
- Padded seat and backrest for tower

Helm Deck and Foredeck

- Full 4 sided helm enclosure
- HVAC system specifically dedicated to the Helm Deck (Heating and Air Conditioning)
- Rear L-shaped seating with storage beneath
- Port helm sofa seat
- (2) pedestal seats for Capt and Mate, with full footrests
- 3 sided glass windshield with wipers and washer
- Pop-out side windshield vents
- Stbd side helm station with Tournament style Single Lever Controls
- "Day hatch" engine room access through helm deck floor
- Overhead lighting
- Lockable cabin door
- Side walk access to the foredeck
- Safety grab rails
- Stainless steel bow rail
- Anchor Windlass (Maxwell)
- Moulded in Bow Pulpit

Lower Cabin Features

- Breaker and switch panel for AC and DC items
- Remote generator controls and monitoring
- Teak and Holly cabin floor
- Bound Berber carpet floor runner
- L-shaped Ultra-leather sofa with storage below
- Sofa backrest, raises to make an Upper Bunk
- Enclosed head with Solid surface counter, sink with pullout showerhead, Vac-U-Flush toilet
- Galley with solid surface counter, undermount sink
- Tappan stainless steel microwave oven
- Jensen multi-function stereo with CD/DVD player (connects to the TV)
- Isotherm refrigerator/freezer (dual voltage)
- V-Berth with filler cushion to make full sleeper
- Cherry Dinette table
- Jensen Flat Panel TV
- Upper rod storage cabinets
- HVAC system dedicated to the Lower Cabin (Heat/Air Conditioning)

Electronics and Navigation

MAIN HELM STATION

- Ritchie Compass
- Icom M604, flush mounted with remote mic
- Furuno RD-30 (sea surface temp, speed, depth)
- Furuno NavNet 3D, color MFD
- 120 mile max radar range (Open Array Antenna)
- GPS Plotter
- Color fishfinder
- Furuno NavPilot with rudder position indicator
- ACR remote spotlight
- Clarion CMD5 helm stereo (AM/FM/CD/Sat capable)
- (2) Cummins Vessel View engine monitoring gauges
- Glendinning electronic engine controls with Sync and Troll
- Palm Beach style single lever controls

TOWER HELM STATION

- Furuno NavNet 3d repeater (mounted in a NavPod with cover)
- Engine monitoring gauges
- Ritchie compass
- Glendinning single lever electronic controls for Upper Station
- Stainless steel steering wheel
- Trim Tab and Horn controls
- Standard Horizon VHF Radio
- Engine start/stop

Exclusions


Owner's personal belongings.

Disclaimer


The Company offers the details of this vessel or yacht in good faith but cannot guarantee or warrant the accuracy of this information nor warrant the condition of the vessel. A buyer should instruct his representatives, agents, or his surveyors, to investigate such details as the buyer desires validated. This vessel or yacht is offered subject to prior sale, price change, or withdrawal without notice.

PHOTOS


Cabin



Helm




Cockpit



Cockpit




Cockpit




Cockpit



Cockpit



Rocket Launcher



Bait Prep



Livewell



Tower



Rod Holders



Cover



Helm



Teaser Reels



Helm Seating



Helm Seating



Helm



Helm Seat



Helm



Fwd Cabin



Sofa



Over Under Bunks




Cabin



Filler Berth



Galley



Galley




Caboin




Head



Sink Nozzle



Microwave



Galley



Fridge



User Manuals



36



Fwd Cabin



Fwd Cabin



Panel



Panel



Onan



Electronics



NavNet



Compass



NavNet



Panel



Electronics



Tabs



Radio



Electronics



Electronics



Electronics




Tower Ladder



Lights



Cockpit Looking Down



Tower Controls



Tower Controls



Electronics



VHF



Radio Box



Foredeck Looking Down



Cockpit Looking Down



Cockpit Looking Down



Stbd Deck



Foredeck



Bow



Tower



Engine Room



Engine Room



Engine Room



Engine Room



Engine Room



Engine Room



Fire Extinguisher



Engine Room



Engine Room



Engine Room



Ladder/Genset



Engine Room



Genset



81



CONTACTS

Andrey Shestakov, leading yacht broker of the sales department of Shestakov Yacht Sales Inc. Shestakov Yacht Sales Inc., the official representative of the Miami/Fort Lauderdale FL headquarters.

Contact details

Email: **andrey@shestakovyachtsales.com**

Web: shestakovyachtsales.com/en/

Telephones

USA: **+1(954)274-4435**

Office hours

Monday – Saturday: **9:00 - 21:00** EDT

Sunday: **closed**

Address



Harbour Towne Marina, 850 NE 3rd St, STE 213, Dania, FL 33004