

GOLDFISH — SOUTHPORT



Builder: SOUTHPORT

LOA: 33' 0" (10.06m)

Year Built: 2015

Beam: 10' 8" (3.25m)

Model: Center Console

Price: PRICE ON APPLICATION

Location: United States

Our experienced yacht broker, Andrey Shestakov, will help you choose and buy a yacht that best suits your needs **Goldfish — SOUTHPORT** from **our catalogue**. Presently, at **Shestakov Yacht Sales Inc.**, we have a wide variety of yachts available on **our sale's list**. We also work in close contact with all the big **yacht manufacturers** from all over the world.

If you would like to buy a yacht **Goldfish — SOUTHPORT** or would like help answering any questions concerning purchasing, selling or chartering a yacht, please call **+1(954)274-4435**

TABLE OF CONTENTS

TABLE OF CONTENTS	2
SPECIFICATIONS	4
Overview	4
Basic Information	4
Dimensions	4
Speed, Capacities and Weight	4
Accommodations	4
Hull and Deck Information	5
Engine Information	5
DETAILED INFORMATION	6
Southport FE 33 Description and Equipment	6
Manufacturer Provided Description	7
Safety	7
Construction	7
Electrical	8
Cockpit	8
Console	9
T-Top	9
Leaning Post	9
Remarks	10
Exclusions	10
Disclaimer	10
PHOTOS	11
Profile	11
Profile	11
Tow hook and anchor	11
Hull like new	11
New wax	11

Bow Thruster	11
Engines just serviced	14
CONTACTS	15
Contact details	15
Telephones	15
Office hours	15
Address	15

SPECIFICATIONS

Overview

2015 SOUTHPORT 33 FE

Experience the legendary ride, stability and performance of C. Raymond Hunt Associates' famous Southport hull. Jump onto a plane at a smooth, flat angle at any running speed! Heading to the canyons to catch the big one, or a family cruise around the islands for lazy day of swimming and sun, the 33 FE will take you there comfortably.

Twin Yamaha 300's with 198 hours on the engine meters. Kept in pristine condition and it shows. Complete with head, bed, custom rod storage (rods/reels not included), Garmin Electronics, Dive Door, Ice blue Hull with matching T Top color underside, Carbon fiber Rupp outriggers, tow lead on bow and extended engine warranties till 11-17-2018. See specifications for complete details. Come and see this beautiful Southport which happens to be the only pre-owned Southport in the South.

Basic Information

Category: Center Console

Model Year: 2015

Year Built: 2015

Country: United States

Dimensions

LOA: 33' 0" (10.06m)

Beam: 10' 8" (3.25m)

Speed, Capacities and Weight

Displacement: 7300 Pounds

Fuel Capacity: 300 Gallons

Accommodations

Total Cabins: 1

Sleeps: 1

Total Heads: 1

Hull and Deck Information

Hull Material: Fiberglass

Engine Information

Engines: 2

Manufacturer: Yamaha

Model: 4.2L 4 stroke

Engine Type: Outboard

Fuel Type: Gas/Petrol

DETAILED INFORMATION

Southport FE 33 Description and Equipment

2015 SOUTHPORT 33 FE

Equipment to Include:

Twin Yamaha 300hp 4.2 L 4 strokes (198 hrs each) under full warranty to Nov. 2019
Command Link Plus & Power Assist Steering Edson Wheel and Power Knob U Shaped
Dinette with Adjustable Height Table that converts to Sun Lounge Console with
Freshwater Marine Head and Solid Surface Countertop with Pull Out Fresh water
Shower Head Six Foot Long Berth/Storage Area in Console Fusion Stereo System with 4
speakers, Satellite Antennae/Receiver and Remote Deluxe Helm Chairs with Flip up
Bolsters Electric Windlass with SS Plow Anchor, 300' Rhode and 10' chain Heavy Duty
Aluminum T Top with White FG Top, Acrylic Windshield, Wiper and Freshwater Rinse
Stainless Steel Boarding Ladder

Transom Livewell with Overboard Drain and Light (35gls) Insulated Console Front Seat
Cooler Plush Upholstery Upgrade

Optional Upgrades on Goldfish:

New Yamaha Extended Service warranty to 11/18/2022 Bow Thruster Dive Door
Battery Charger Sys Ice Blue Hull Color Underside T Top Ice Blue Two Tone Hull Color
Polished SS Anchor Second Pump for 45 gallon Live Well in Console Metallic Boot Stripe

Custom:

Rod Rack with five rod holders on leaning post seat Eight rod holders on hard top Rupp
Z30 Top gun Outriggers w/18' telescoping Carbon Fiber Poles

Electronics:

Garmin GPSMAP 7616xsv 16" Multi touch widescreen Chartplotter/Sonar Combo US
coastal charts and Lake Vu HD maps, built in CHIRP sonar plus CHIRP down Vu and
CHIRP side Vu scanning with the clearest images on the water. Built in WIFI ant.

Garmin GMR 1224 xHD2 4' open array. Dual range, Bird mode, 8 bit true color display
range 72m

Garmin VHF300 Marine receiver combines radio communication and 1 or 25 watts of
transmit power with multi station

Shakespeare Galaxy 5226XT 8' Black Antennae 6db

G2 Vision Chart: VU s010R for SE Florida and Bahamas

Airmar B175C 20 Low freq CHIRP transducer 1kw that chirps from 40-60 khz

Airmar B175C-M CHIRP transducer: Medium Freq with 7 internal Broadband Ceramic

Garmin CHP20 Reactor Auto Pilot. Nine axis heading sensor, smartpump w/intergral processor, H2O control head, Buzzer and Shadow Drive for manual helm control when pilot is engaged. This new system greatly minimizes heading error, course deviation, rudder movement and power consumption.

Garmin GXM52 Sirius XM Marine receiver that delivers continuous access to marine services providing the weather and info you need with entertainment you want.

Manufacturer Provided Description

Experience the legendary ride, stability and performance of C. Raymond Hunt Associates' famous Southport hull. Jump onto a plane at a smooth, flat angle at any running speed! Heading to the canyons to catch the big one, or a family cruise around the islands for lazy day of swimming and sun, the 33 FE will take you there comfortably.

Plush fore and aft seating, a stand-up head / shower and berth below the sole, two large 6-foot-long in-deck fish or storage boxes, a door for transom access and U-shaped dinette that converts to a sunpad for those days of sunning with family.

Safety

- Single Level Cockpit Design
- Primary (1100 GPH) and Secondary (2000 GPH) Bilge Pumps with High Water Alarm
- High-Grip Non-Skid Fiberglass Deck and Liner
- Self-Bailing Cockpit with Four Large Transom Scuppers
- Gasketed In-Deck Storage Compartments
- A.B.Y.C. Approved Non-Corrosive Marelon® Through-Hull Valves
- Through Bolted 316 Stainless Steel Grab Rails
- Transom Door with Heavy-Duty Latch
- 27.5" Deep Cockpit with Stainless Steel Toe Rails and Gunwale Bolsters
- Emergency Boarding Steps
- Low-Profile Weather-Resistant Horn

Construction

- 100% Composite Construction (No Wood)

- Solid Vinylester Vacuum-Infused Hull
- High-Density Integrally Infused Composite Transom
- Four-Piece Construction with Foam-Filled Composite Grid Stringer System
- Hull, Stringer System and Cockpit Liner are Chemically Unit-Bonded together with Plexus® Structural Adhesive
- Non-Skid Fiberglass Cockpit Liner with Large Straight Line Transom Scuppers
- Through Bolted 316 Stainless Steel Hardware
- Polyethylene Fuel Tank in Enclosed Fiberglass Chamber (300+ Gallons)

Electrical

- Dedicated Port and Starboard Engine Starting Batteries
- Dedicated House Batteries (2) Group 31 AGM
- Emergency Battery Crossover Capability
- Easy Access Battery Switching

Cockpit

- Forward Port & Starboard Insulated Fishbox/Dry-Storage (6', 57 gal each)
- Aft Port & Starboard Insulated In-deck Fishbox/Dry Storage (6', 75 gal each)
- Plush Aft Fold-down Seat
- U-Shaped Dinette with Adjustable-height Table that Converts to Sun Lounge
- Electric Windlass with Galvanized Plow Anchor, 300' Rhode and 10' Chain
- Stainless Steel Bow Anchor Guard
- Recessed Stainless Steel Deck Grab Rails
- Forward Port and Starboard Seating with Cushions and Seat Back Bolsters
- Forward Seating Stainless Steel Under-Gunwale Cup Holders
- Suede Like Textured Finish on all Soft Goods
- Port and Starboard Under-Gunwale Storage Boxes
- Aft Cockpit Stainless Steel Toe Rails with Drink Holders
- Forward Guttered Storage Locker
- Transom Livewell (35 gallons); Leaning Post Livewell Option Available
- Pull-Up Stainless Steel Cleats (6)
- Recessed Pop-Up Bow Light
- LED Cockpit Courtesy Lights
- Flush-Mounted Stainless Steel Rod Holders (6)
- Forward and Aft Under-Gunwale Horizontal Rod Racks (6)
- Pressurized Saltwater Washdown
- Pressurized Freshwater Washdown
- Aft Deck Pull-Out Freshwater Shower
- Straight Line Transom Scupper System
- Forward and Aft Cockpit Bolsters

- Starboard Side Transom Door
- Stainless Steel Boarding Ladder
- Easy Bilge Access

Console

- Lockable Stand-Up Head Enclosure with Flip Up Entry Hatch
- Stainless Steel Portlight
- Solid-Surface Countertop with Stainless Steel Sink
- Pull Out Freshwater Shower Head with Sump Pump
- Six-Foot-Long Berth / Storage Area
- Freshwater Marine Head with 12-Gallon Holding Tank and Macerator
- Fusion Stereo System with Four Speakers and Satellite Antenna / Receiver
- Freshwater Sink (20-gallon Capacity)
- Vertical Rod Storage Holders in Head (6)
- Console Mirror with Electrical Gauge Panel Access
- Dual Binnacle Controls
- Cushion Grip Edson® Steering Wheel with Power Knob
- Console Gauge Panel Accommodates Dual Large Electronic Displays
- Weather Resistant Back Lit Rocker Switch Panel with Dimmer
- Teleflex Tournament Edition Steering with Power Assist
- Hydraulic Tilt Steering System
- Accessory 12V Outlets (2)
- Ritchie® Navigator Compass on Mounted Compass Pad
- Stainless Steel Cup Holders and Storage Shelf
- Console Storage Under Helm
- Insulated Console Front-Seat Cooler

T-Top

- Heavy Duty Aluminum Frame Powder Coated Finish
- Rugged Composite Top
- Aft Deck LED Flood Light
- Multi-colored LED Overhead Lights (3)
- Integrated Outrigger Plates
- “Super Clear” Acrylic Windshield
- Windshield Wiper with Freshwater Rinse
- Rupp Collapsible Carbon Fiber Outriggers

Leaning Post

- Deluxe Helm Seats with Flip Up Bolsters and Footrests
- Leaning Post Side Storage Compartments
- Leaning Post Rig Hanging Bars
- 1100 GPH Live Well Pump
- Tackle Storage Compartments (3)
- Optional Entertainment Center with Refrigerator and/or Grill

Remarks

2015 SOUTHPORT 33FE IN LIKE NEW CONDITION- CAPTAIN MAINTAINED. COMPLETE SERVICE AND BOTTOM DONE DEC 2018, NEW SOUTHPORT FACTORY CUSHIONS AND PADS JUNE 2018. YAMAHA EXTENDED WARRANTIES TO NOV 2022.

Experience the legendary ride, stability and performance of C. Raymond Hunt Associates' famous Southport hull. Jump onto a plane at a smooth, flat angle at any running speed! Heading to the canyons to catch the big one, or a family cruise around the islands for lazy day of swimming and sun, the 33 FE will take you there comfortably and "Goldfish" is loaded with every option.

Twin Yamaha 300's with 198 hours on the engine meters. Kept in pristine condition and it shows. Complete with head, bed, custom rod storage (rods/reels not included), Garmin Electronics, Dive Door, Sky blue Hull with premium very rugged T-Top with sky blue color underside, Carbon fiber Rupp outriggers, tow accessories on bow.

Exclusions

Owner's personal belongings.

Disclaimer

The Company offers the details of this vessel or yacht in good faith but cannot guarantee or warrant the accuracy of this information nor warrant the condition of the vessel. A buyer should instruct his representatives, agents, or his surveyors, to investigate such details as the buyer desires validated. This vessel or yacht is offered subject to prior sale, price change, or withdrawal without notice.

PHOTOS

Profile



Profile



Tow hook and anchor




Hull like new








New wax




Bow Thruster











Engines just serviced



CONTACTS

Andrey Shestakov, leading yacht broker of the sales department of Shestakov Yacht Sales Inc. Shestakov Yacht Sales Inc., the official representative of the Miami/Fort Lauderdale FL headquarters.

Contact details

Email: **andrey@shestakovyachtsales.com**

Web: shestakovyachtsales.com/en/

Telephones

USA: **+1(954)274-4435**

Office hours

Monday – Saturday: **9:00 - 21:00** EDT

Sunday: **closed**

Address



Harbour Towne Marina, 850 NE 3rd St, STE 213, Dania, FL 33004