

BET-A-BUC — MARLOW



Builder: MARLOW

Year Built: 2015

Model: Motor Yacht

Price: PRICE ON APPLICATION

Location: United States

LOA: 67' 8" (20.62m)

Beam: 18' 6" (5.64m)

Max Draft: 4' 10" (1.47m)

Cruise Speed: 22 Kts. (25 MPH)

Max Speed: 25 Kts. (29 MPH)

Our experienced yacht broker, Andrey Shestakov, will help you choose and buy a yacht that best suits your needs **BET-A-BUC — MARLOW** from **our catalogue**. Presently, at **Shestakov Yacht Sales Inc.**, we have a wide variety of yachts available on **our sale's list**. We also work in close contact with all the big **yacht manufacturers** from all over the world.

If you would like to buy a yacht **BET-A-BUC — MARLOW** or would like help answering any questions concerning purchasing, selling or chartering a yacht, please call **+1(954)274-4435**

TABLE OF CONTENTS

TABLE OF CONTENTS	2
SPECIFICATIONS	5
Overview	5
Basic Information	5
Dimensions	5
Speed, Capacities and Weight	5
Accommodations	6
Hull and Deck Information	6
Engine Information	6
DETAILED INFORMATION	7
Introduction	7
Virtual Tour	7
General Arrangement	7
Salon	8
Galley	8
Pilothouse/Dining Area	8
Electronics	8
Master Stateroom	9
VIP	9
Engine Room	9
Electrical	10
Enclosed Command Bridge/Upper Aft Deck	11
Crew Cabin	12
ABOUT MARLOW YACHTS	12
Exclusions	12
Disclaimer	12
PHOTOS	14
Cockpit Table	14

Bow Looking Aft	14
Bow Looking Foward	14
Command Bridge Storage and Grill	14
Upper deck seating	14
Salon looking foward	14
Salon Stateboard Side	14
Salon Port side	14
Pilothouse Table	15
Galley Looking stbd	15
Galley Looking Aft	15
Command Bridge Day Head	15
Command Bridge Looking Foward	15
Command Bridge Looking Stbd	15
Master Bed	15
Master looking port	15
Master Looking Stbd	16
Master Head	16
VIP	16
VIP Head	16
VIP Head	16
Washer Dryer stbd	16
Helm	16
Pilothouse Looking Stbd	16
Helm and Console	17
Command Bridge Table	17
Port Engine	17
Engine Room foward	17
Stbd Engine	17
Crew Bed	17

Crew Head	17
CONTACTS	18
Contact details	18
Telephones	18
Office hours	18
Address	18

SPECIFICATIONS

Overview

The enclosed bridge with Day Head, C18's @1,150HP, and a crew cabin make this the perfect Gentleman's Yacht. Her cherry interior and full beam Master 2 stateroom layout give the owner the space of a 70' yacht in a 58 footer.

Basic Information

Category: Motor Yacht

Sub Category: Motor Yacht

Model Year: 2015

Year Built: 2015

Country: United States

Dimensions

LOA: 67' 8" (20.62m)

LWL: 54' 4" (16.56m)

Beam: 18' 6" (5.64m)

Max Draft: 4' 10" (1.47m)

Clearance: 18' 2" (5.54m)

Speed, Capacities and Weight

Cruise Speed: 22 Kts. (25 MPH)

Max Speed: 25 Kts. (29 MPH)

Max Speed RPM: 2300 Kts.

Displacement: 69000 Pounds

Water Capacity: 300 Gallons

Holding Tank: 125 Gallons

Fuel Capacity: 1500 Gallons

Accommodations

Total Cabins: 2

Total Berths: 2

Sleeps: 5

Total Heads: 2

Captain Cabin: True

Crew Cabin: 1

Crew Berths: 1

Crew Sleeps: 2

Crew Heads: 1

Hull and Deck Information

Hull Material: Composite

Deck Material: Composite Fiberglass

Hull Configuration: Semi-Displacement

Hull Color: Flag Blue

Hull Finish: Fiberglass

Hull Designer: Marlow Design Team

Exterior Designer: Marlow Design Team

Interior Designer: Marlow Design Team

Engine Information

Engines: 2

Manufacturer: Caterpillar

Model: C-18

Engine Type: Inboard

Fuel Type: Diesel

DETAILED INFORMATION

Introduction

The owner of "Bet-A Buc" and the family have enjoyed cruising in their new Marlow Explorer over the last 2 years. This knowledgeable yachtsman has owned many fine boats over 5 decades and reports that this is the most quiet and comfortable Yacht they have ever owned. She is comfortable at 8-10 knots with trawler like efficiency but will cruise at 21-22 knots whenever you want to get there quickly. The Marlow Explorer is one of a few yachts in the world that provide the ability to function very efficiently at either speed.

This 58E has a custom layout that provides a full beam center line Master stateroom with his and hers heads, a queen VIP with a very large guest head. The crew cabin is great for a captain or mate and I am sure some older grand children will be very happy with the space as well. The crew cabin and engine room are accessed via a private entrance on the aft deck.

Virtual Tour

General Arrangement

This raised deck pilothouse lower helm area has been replaced with a large seating area making the yacht feel much larger than a 58. The upper helm is fully enclosed eliminating the need for the lower station. With wide side decks, a cockpit station and wireless Yacht Controller a couple will be able to dock her with ease.

The salon is open to the Galley and seating area providing a clear view from the aft salon doors to the front windows giving you a great sense of space.

There is plenty of outdoor space with a large cockpit seat and table that will seat 6 with the addition of 3 chairs. Behind the command bridge on the upper deck the seating and table is duplicated with room for 6.

She has a full beam Master Stateroom with His and Hers heads and a VIP with a large head. This is the perfect yacht for 2 couples. There is a nice crew cabin aft when you want to take a mate with you.

As you go below the full size washer and dryer are on the starboard side with a nice bunk / folding area above.

Bet-A Buc has a rich warm Cherry Interior with traditional solid Teak and Holly floors.

Salon

As you walk in the aft salon doors there is a very comfortable sofa to Starboard. The sofas are covered in Cashmere Ultraleather and the seats lift up for storage. On the port side there two comfortable chairs with an end table between. The TV is on the forward end of the room for easy seating from all seats. There is a generous size coffee table made from matching Cherry. The wine cooler is aft and subzero beverage center forward by the stairs to the Galley

- Built in Settee
- Twin Chairs with table
- Cherry coffee table
- Wine Cooler
- SubZero Drink refrigerator
- Large LED TV

Galley

The galley is stunning with her custom granite counter tops, Franke stainless sink, and gold single lever faucet. There is a full size 4 burner Décor cooktop, full size Décor oven and Sharp microwave. There are 2 Sub Zero refrigerator drawers and 2 sub zero freezer drawers. There is a Fisher Paykel dishwasher.

Pilothouse/Dining Area

The pilothouse table is satin Cherry with a bull nose edge. The settee is a large U shape covered in beautiful cashmere ultraleather. This is a nice table for 6.

There is a large cabinet on the port side with a granite top. The current owner used this as a coffee station so nobody had to go into the galley to get coffee.

This is a very open feeling space with views in all directions.

Electronics

The Command bridge features 3 15" multi function chart plotter displays. The components are networked and all displays can do any function (Radar, Chart Plotter, Depth). The major components are listed below.

- Three Garmin 8215 15" Multi-function displays
- Garmin 4KW Radar with 4' open array
- Garmin 4KW Backup Radar

- Simrad AP28 autopilot
- Garmin GSD 24" Sounder / Fish finder
- ICOM M604 VHF Radios
- Garmin AIS 300
- Camera system with cameras in engine room and cockpit
- Satellite Weather capable with additional equipment and subscription
- KVH Trackvision HD TV
- Wireless Yacht Controller

Master Stateroom

The interior of the Master stateroom is finished in beautiful satin Cherry. The led lights are on dimmers.

The Master stateroom is a center line King with nightstands and storage drawers on either side. The heads are accessed by port and starboard doors and each side has a toilet and sink area with light Cream of Marphil counter tops. There are beveled mirrors in the inside of the port and starboard head doors.

In the stateroom there are hanging lockers and storage drawers on each side that are plenty for cruising. The large TV is on the forward Port side. On the port side there is a comfortable vanity and seat, the perfect spot for getting ready for your day.

VIP

The VIP is a queen. Under the berth there are several deep storage drawers. There is a cedar lined hanging locker on the port and starboard side. Overhead there are two opening hatches with blackout and bug screens. There is a Samsung TV on the aft wall . The room is finished in satin Cherry with high gloss teak and holly floors.

Engine Room

The Engine Room is beautiful. The bilges are bright white. The space is well lit. Four 24Volt DC fans circulate air in and out.

The 1500 Gallon fuel tank is in the forward bulkhead. The tank is custom built with epoxy fiberglass and is shaped to use all possible space maximizing capacity. There is a spring loaded Bronze shutoff valve that can be closed from the side deck in an emergency. All fuel supply lines are stainless steel wherever possible. At the center of the tank there is a glass sight glass marked off in gallons.

The Caterpillar C-18'S are rated at 1,150 HP each and have 800 hours on them. The engines sit on composite stringers made from Carbon Fiber. The CAT Engines have the Advantage Warranty That is transferable to the new owner. The ZF Transmissions connect to the fluid filled shaft system through an intermediate shaft with two sets of U joints, increasing efficiency and eliminating any on going alignment issues. This system also eliminates the need for a conventional salt water cooled shaft seal, eliminating any salt water from drive line. The shaft is fully enclosed in a tube full of synthetic lubrication oil. This system also replaces the conventional cutlass bearing with ball bearings for smooth operation for many years.

The 17 KW Onan Generators have 600 hours on them. They are outboard of the engines. The generators are sized to run all the systems on the boat. On the aft wall there is a 3.5KW Outback inverter. The inverter will run all the refrigeration and many other systems for the day, eliminating the need to run the generator all the time.

To Starboard you will find two large Marine Air Chillers. The Chilled water AC system is much more robust than conventional DX systems and offers complete redundancy.

- Caterpillar C-18's @1,150 HP
- Twin Onan 17 KW generators
- 3,500 Watt Outback Inverter
- 24 Volt Battery Charger
- 12 Volt Battery Charger
- 24VDC to 12VDC Converter
- Marine Air Chilled Water Air Conditioning System
- Oil Filled Shaft System

Electrical

The yacht is set up to use 2 50A shore power cords when you are running the Air Conditioning. In good weather when you do not need Air Conditioning one cord will run the boat. This yacht has 2 glendining cblemasters at the Bow and 2 at the stern providing great flexibility.

The yacht has a 3,500W inverter system that is hooked up to 4 large house batteries that will run the refrigeration and deck outlets when you do not have dock power or a generator running.

You will find that this yacht is simple to use and the electrical system is intuitive and easy to understand.

- Electrical bonding system
- 3.5KW Outback inverter

- Battery parallel switches
- Upgraded AGM Batteries
- 110 Volt and 220 Volt house systems
- Overhead 24V lights
- AC/DC distribution panel with magnetic circuit breakers
- Voltage meter for all battery banks
- 4 Glendinning cable masters 2 at the stern and 2 in the Bow
- Twin Onan 17kw Generators with 750 hours

Enclosed Command Bridge/Upper Aft Deck

It is always a nice day in the Command Bridge. This is also a great place to live in while not underway. The large seating and table provide the best views. The twin Stidd helm chairs are very comfortable. The Garmin Electronics package is complete with dual 15" screens, 4kw open array radar and a backup 4 KW radar, sounder module and camera system.

The CAT electronic display is immediately forward of the large Teak and Ebony wheel. All the yachts systems can be monitored by viewing the indicators above the helm area. You can monitor the status of all tanks, battery banks, and warning devices.

There is a very nice Day head in the port aft corner of the Command Bridge. The combination of the enclosed climate controlled helm, drink fridge and day head make this the perfect yacht for those that want to really travel. You wont need to go downstairs at all on a long trip.

When you go out the back door of the Command Bridge you will find a large table and bench seat. This is the perfect spot on a nice evening. With the grill a few steps away this is a good spot for and evening meal. On the aft wall of the Command Bridge there is a row of large storage cabinets. This is the perfect place for storing covers and life jackets.

- Twin Stidd Helm Chairs
- Garmin 15" touchscreens
- Garmin autopilot
- ICOM 604 VHF Radio
- Garmin AIS

- KVH HD7 HDTV System
- Camera system with cameras in engine room and cockpit
- Satellite Weather
- Refrigerator with ice maker
- Stainless Steel Sink
- Electric grill
- Yacht Controller wireless remote control for engines and Bow and Stern thrusters

Crew Cabin

Even if you are not sure you want crew, you will find the spacious crew cabin provides great storage and on those family gatherings no one will feel slighted staying in this space. You may find with the great range of the Marlow Explorer you will want to venture offshore for days at a time and taking on some help is a very nice option.

The Crew Cabin has its own entrance so they do not need to come into the salon to get to their quarters. There is an oversize berth, head and shower, TV, ample storage, and a refrigerator and microwave.

ABOUT MARLOW YACHTS

Marlow Yachts are limited production yachts built under constant supervision and stringent quality control procedures. Very few products in the world undergo the battery of tests and scrutiny designed to make your yachting experience one of pleasure. The major vacuum bagged components are built in only three major molds constituting a marvelous technological advance that eliminates dozens of potential leaks and unsightly joint areas. Resin infusion is extensively used where appropriate. The Marlow Explorer exterior finish is among the finest on earth and will look like fine porcelain for years to come. Marlow yachts are designed and built to cross the oceans of the world in comfort and safety while the proprietary Strut Keel© technology allows inland and island cruising with fully protected running gear. Marlow yachts factory operations are capable of producing various yachts compliant with a variety of standards such as ISO 9001, USCG, ABYC, NMMA, CE, Bureau Veritas, Lloyds Register and other governing societies worldwide.

Exclusions


Owner's personal belongings.

Disclaimer

The Company offers the details of this vessel or yacht in good faith but cannot guarantee or warrant the accuracy of this information nor warrant the condition of the vessel. A buyer should instruct his representatives, agents, or his surveyors, to investigate such details as the buyer desires validated. This vessel or yacht is offered subject to prior sale, price change, or withdrawal without notice.

PHOTOS


Cockpit Table



Bow Looking Aft




Bow Looking Foward




Command Bridge Storage and Grill




Upper deck seating



Salon looking foward



Salon Stateboard Side



Salon Port side



Pilothouse Table



Galley Looking stbd




Galley Looking Aft




Command Bridge Day Head



Command Bridge Looking Foward




Command Bridge Looking Stbd



Master Bed



Master looking port



Master Looking Stbd



Master Head



VIP



VIP Head



VIP Head



Washer Dryer stbd



Helm



Pilothouse Looking Stbd



Helm and Console



Command Bridge Table



Port Engine



Engine Room foward




Stbd Engine



Crew Bed



Crew Head



CONTACTS

Andrey Shestakov, leading yacht broker of the sales department of Shestakov Yacht Sales Inc. Shestakov Yacht Sales Inc., the official representative of the Miami/Fort Lauderdale FL headquarters.

Contact details

Email: **andrey@shestakovyachtsales.com**

Web: shestakovyachtsales.com/en/

Telephones

USA: **+1(954)274-4435**

Office hours

Monday – Saturday: **9:00 - 21:00** EDT

Sunday: **closed**

Address



Harbour Towne Marina, 850 NE 3rd St, STE 213, Dania, FL 33004