

GRACIE — MARLOW



Builder: MARLOW

Year Built: 2016

Model: Motor Yacht

Price: PRICE ON APPLICATION

Location: United States

LOA: 86' 8" (26.42m)

Beam: 21' 6" (6.55m)

Min Draft: 5' 3" (1.60m)

Cruise Speed: 25 Kts. (29 MPH)

Max Speed: 29 Kts. (33 MPH)

Our experienced yacht broker, Andrey Shestakov, will help you choose and buy a yacht that best suits your needs **Gracie — MARLOW** from **our catalogue**. Presently, at **Shestakov Yacht Sales Inc.**, we have a wide variety of yachts available on **our sale's list**. We also work in close contact with all the big **yacht manufacturers** from all over the world.

If you would like to buy a yacht **Gracie — MARLOW** or would like help answering any questions concerning purchasing, selling or chartering a yacht, please call **+1(954)274-4435**

TABLE OF CONTENTS

TABLE OF CONTENTS	2
SPECIFICATIONS	6
Overview	6
Basic Information	6
Dimensions	6
Speed, Capacities and Weight	6
Accommodations	6
Hull and Deck Information	7
Engine Information	7
DETAILED INFORMATION	8
First Impressions	8
Aft Deck/Cockpit	8
Salon	8
Galley	9
Dining Area	9
Engine/Mechanical	9
Command Bridge	12
Upper Aft Deck	12
Electronics	12
Hull/Deck Construction	13
Master Stateroom	14
VIP Stateroom	14
Port Guest Stateroom	15
Starboard Guest Stateroom	15
Crew Quarters	15
Lazarette	15
Virtual Tour	15
Additional Salesperson Remarks	15

DISCLAIMER	16
Exclusions	16
Disclaimer	16
PHOTOS	17
Aft Deck Looking to Starboard	17
Adt Deck Seating Area	17
Aft Deck Looking to Port	17
Aft Deck Looking Forward	17
Bow	17
Bow Looking Aft at Bow Seating Area	17
Salon Looking Forward	17
Salon Looking Port	17
Salon Looking Port	18
Bar Looking Forward	18
Bar Looking to Starboard	18
Bar Looking Aft	18
Galley Looking to Starboard	18
Galley Looking Forward	18
Galley Looking Aft	18
Galley Looking Forward at Dining Area	18
Starboard Guest State Room and Companion Way Looking Aft	19
Dining Seating Area Forward of Galley	19
Starboard Guest State Room	19
Port Guest State Room Looking Aft	19
Port Guest Head	19
VIP Looking Forward	19
VIP Head	19
Master State Room Looking Aft	19
Starboard Side Master State Room Head	20

Master State Room Looking to Port	20
Master State Room Looking to Starboard	20
Port Side Master State Room Head	20
Command Bridge Looking to Starboard	20
Command Bridge Looking Forward with Pop-down TV	20
Command Bridge to Port	21
Command Bridge to Starboard	21
Command Bridge Day Head Looking to Port	21
Upper Aft Deck Looking Forward	21
Upper Aft Deck Looking Forward with Pop-down TV	21
Upper Aft Deck Looking to Port with Pop-down TV	21
Upper Aft Deck Seating to Starboard	21
Huge Lazarette Space	21
Lazarette to Port with Storage and Rod Holders	22
Lazarette to Starboard with Fender Storage and Rod Holders	22
Crew Lounge to Starboard	22
Crew Bunk to Port	22
Crew Head	22
Engine Room Looking Forward	22
Dual Racors on Main Engines and Gensets	22
C-32 Acert 1800 HP	22
Dual Racors on Both Main Engines and Gensets	23
C-32 Acert 1800 HP	23
Genset	23
Genset	23
Spot Zero System and Water Maker	23
Full Hydraulic Package	23
Battery Chargers and Inverter	23
CONTACTS	24

Contact details	24
Telephones	24
Office hours	24
Address	24

SPECIFICATIONS

Overview

Gracie is the finest example of melding a traditional appearing offshore pilothouse motor yacht with the very best in modern construction methods, equipment and newest generation of technology in the high-performance yachts of today. Built for an experienced yachtsman who wished to be able to relax anywhere in the world, while enjoying watching the racing teams he founded. "Gracie" reflects the modern styling and elegance at the heart of a Marlow Explorer and is a must see.

Basic Information

Category: Motor Yacht

Sub Category: Motor Yacht

Model Year: 2016

Year Built: 2016

Country: United States

Dimensions

LOA: 86' 8" (26.42m)

LWL: 74' 10" (22.81m)

Beam: 21' 6" (6.55m)

Min Draft: 5' 3" (1.60m)

Speed, Capacities and Weight

Cruise Speed: 25 Kts. (29 MPH)

Max Speed: 29 Kts. (33 MPH)

Displacement: 125000 Pounds

Water Capacity: 600 Gallons

Holding Tank: 235 Gallons

Fuel Capacity: 3900 Gallons

Accommodations

Total Cabins: 4

Hull and Deck Information

Hull Material: Composite

Hull Designer: Marlow Design Team

Exterior Designer: Marlow Design Team

Interior Designer: Marlow Design Team

Engine Information

Engines: 2

Manufacturer: Caterpillar

Model: C-32 Acert

Engine Type: Inboard

Fuel Type: Diesel

DETAILED INFORMATION

First Impressions

Low profile, seaworthy appearance, high bow, flawless exterior craftsmanship, superb joinery and proper equipment selection are always the initial feelings as you board any Marlow Explorer. Passageways are wide and bulwarks high and safe. Gracie provides all that and then some, as well as a very functional layout and warm, spacious interior.

All interior living spaces are teak trimmed, with teak and holly cabin soles, quiet chilled water air-conditioning and reverse cycle heat. The wood is sealed with satin-finish two-part varnishes which only require an occasional wipe down with a dust cloth. The upholstery is Ultra leather or high-end cloth and several layers of variable density foam. The lockers are cedar-lined and lighted. Wherever there is a nook, cranny or unused space, the Marlow factory has found a way to turn it into a locker, drawer or storage bin. No potential storage volume is wasted anywhere aboard this vessel.

Aft Deck/Cockpit

One boards Gracie from the stern via either stairway from the wide swim platform, or from either side via the forward or aft boarding gates. The integrated swim platform is exceptionally large with protective removable N-rails to assist in boarding from a tender or floating dock. The lazarette, crew quarters and engine room can be accessed by a large hydraulic assisted transom door. There are twin port and starboard stairs to the aft deck leading up to the twin transom doors that grant access to the aft deck. The aft deck is VERY spacious, with cockpit U-shaped bench seating, high gloss aft deck table and room for additional chairs. Adjacent to the salon bulkhead to port of the salon door is a very functional built in stairwell to the fly bridge with a lockable entrance to the crew quarters and engine room. To starboard are the pop down tv, aft deck tethered docking station with full throttle controls (this is a redundant system to the Yacht Controller), icemaker, storage area, fridge and sink. Both spacious side decks run forward from the aft deck to the Portuguese bridge. Optional forward side boarding gates make for multiple boarding options when dock height becomes challenging. Two extra wide salon doors (one hinged and one sliding) create a 5-foot opening into the salon when both doors are open.

Salon

One enters the salon aft from the aft deck and immediately observes a complete sight line to the forward windshield, as well as the large windows along each side of the salon. To port you immediately see a large and welcoming J shaped settee with internal storage, each section is easily lifted with the assist of a stainless steel pneumatic strut.

Additionally, two large and very comfortable salon chairs are free floating for flexible seating options, a large pop up TV is to starboard, ample built in storage can be found throughout salon and a beautiful bar with four stools, storage everywhere, bar sink, icemaker, custom glass ware and bottle storage and TV is forward. Forward to port is a granite topped prep area with Subzero wine cooler and a fridge with an icemaker. There are no long and skinny or short, stocky rooms here, just a feeling of comfort and well laid out proportions. With multiple zones, chilled water loop air-conditioning system you will find no hot spots or cold spots through the boat, just comfortable, quiet air distribution. The elegance, design, styling and well thought out layout need to be seen to be fully appreciated.

Galley

Up three steps to the large modified U-shaped galley with Sevice colored granite counter tops, stainless steel Franke sink with cutting board cover, Grohe faucets, sink disposal, Dacor smooth glass-top electric range with removable stainless-steel sea rails and pot keepers, Dacor oven, microwave, Three double drawer Sub-Zero refrigerators and freezers (Two in the aft portion of the galley and One extra just forward of the galley), and Fisher-Paykel single-drawer dishwasher. There are abundant cabinets and drawers everywhere one would want. Gourmet cooks will flourish in this wide open well-equipped galley.

Dining Area

Forward to the large U-shaped dining area. The 360 degree views allow for a relaxed environment to soak in the beauty of your surroundings. Each large window is double layer tempered glass (laminated with hurricane film for intermediate strengthening to maintain watertight integrity and increase physical security) and provides breathtaking 360-degree visibility. Upon further inspection, you will find an abundance of built in storage just about everywhere you look and a nicely hidden pop down tv to port.

Engine/Mechanical

The engine room has standing headroom and has been designed to allow very good access to all equipment. Placing fuel tanks forward of the engine room allows the full beam to be used for upgraded equipment placement. Attention to detail enables key maintenance access, which leads to proper adherence to maintenance cycles which yields maximum operational time (rather than being stuck in port for repairs to equipment which had been ignored) and therefore increased resale value. The twin sea chests provide all sea water to the engine room through redundant sea chests that are cross plumbed, a much-improved safety factor over most boats built with ubiquitous inlets wherever it suits the builder with little to no regard to functional serviceability.

Commercial and military vessels often use sea chests for the same reasons. Two 32 KW Kohler generators in custom sound boxes provide redundant electrical power at sea (each generator will independently carry the entire vessel electrical load). The dual, redundant and supplementary chilled water chillers and the start/finish of the circulating cold/hot water closed loop are here in the sound insulated machinery area keeping unwelcomed noises from waking guests in the middle of the night. The Naiad stabilizer hydraulics as well as robust hydraulics for the bow and stern thrusters and windlass are located here. On the forward bulkhead is the simplest of fuel management systems. Due to tank location (at the vessels center of gravity), no fuel management is necessary for trim or ballast, allowing all supply and return valves to remain open unless equipment isolation is desired. Fuel levels can be check with the most reliable system available, sight tubes. Aft are the Seatorq oil filled shaft systems for each shaft which greatly reduce friction, increase overall performance and reduce vibration contributing to the Marlow Explorers reputation for a “smooth ride.” Exceptional sound isolation of this compartment and the additional sound isolation provided by two bulkheads and 3900 gallons of fuel tankage as additional insulation, enable normal conversations to take place in the salon and the master stateroom while operating at the 29-knot full speed. Stainless steel engine beds atop carbon fiber stringers support the engines on soft motor mounts that reduce vibrations transmitted to the boat from the engine. The thrust plate absorbs the forward thrust and transmit it smoothly to the hull through the carbon fiber stringers. An upgraded spotzero water maker system with spot free wash down is one of many desirable upgrades selected by the owner and his captain during the build.

A separate pump room is located below the forward berthing compartment with access from the companionway. This space contains the fresh water and drinking water filters (to remove particulates, taste and odors) and pumps, redundant water pump and water distribution manifold. The water maker output connects to the separate drinking water and fresh water systems here.

- Twin Caterpillar C32 ACERT 1800 HP engines (100 hours)
- Two 32 KW Kohler generators in custom sound shields (50 hours)
- Yacht Controller
- 2200 series Dometic Seaxchange XTC Watermaker with Spot Zero water filtration and reverse osmosis system.
- 2x 4000-watt Outback inverter and charger
- Centaur 24 volt 60 Amp Charger
- Centaur 12 volt 40 Amp Charger
- Two Charles Marine 24 KVA ISO Transformers

- Upgraded 50 HP full Hydraulic Naiad Bow and Stern thrusters. Each with controls at helm, aft deck, and remote stations.
- 2 Forward and 2 Aft 100 Amp Shore Power inlets- All with Glendenning Cable masters
- Backlighted electrical Panels
- Carbon Monoxide detectors in all berthing spaces
- Seatorq oil filled shaft system with thrust plate
- Soft Motor Mounts
- Two Cross-Connected Sea Chest Sea Water Intakes with cleanouts
- Drypoint Demister air Intake System
- FRP Fuel Tank (3900 gallons) with sump and cleanout
- Fuel Manifold and proprietary Sight Gauge
- Dual Racor fuel filters with pressure gages for each engine and generator
- Fire Suppressant System
- Engine Room Lead/Foam Sound and Heat Insulation System
- Spot Zero Watermaker and Spot Zero Spot Free Wash-down
- Heavy Duty (3700 GPH) bilge pumps and high-water alarm
- 4 220V High Volume Engine Room Blowers
- Color coded Piping
- Polished Stainless-Steel Engine beds with carbon fiber stringers
- Gel coated bilges
- Oil change system
- LED Engine Room Lighting.
- Common Drainage System from Bow to Stern collects deck drain, scupper and sump discharges
- Underwater Exhaust
- 50-gallon Hot water supply- 3 SS Tanks

- Gray Water (235 gallon) and Black Water (235 gallon) holding tanks with dockside and at sea discharge controls
- Fresh Water 600 gallons

Command Bridge

The Command Bridge is conveniently located just a few steps up from the galley and lower dining area. This enclosed bridge is finished in satin teak with high gloss teak and holly decks, Pompanette pilot and copilot helm chairs, large port L-settee (raised for full 360-degree visibility) with an elegant teak table, day head, pop down TV, Four large Garmin touch screen displays, multi zone camera controls, dual ICOM VHF radios and refrigerator with icemaker provide all the creature comforts in this fully air conditioned and heated space. Port and starboard watertight sliding doors allow immediate access to the side decks and when open allow for excellent cross ventilation. The hinged aft watertight door permits easy access to the aft flybridge deck. Large double layer tempered glass windows, provide 360-degree visibility. Overhead dual directional opening hatches with Ocean Aire screens with bug screen and blackout screen allows for additional ventilation when desired. The lighted Marlow proprietary safety and control panel is conveniently located above the windshield. Windshield wipers and washers afford excellent visibility in the worst conditions. The spotlight remote controls and Kahlenberg trumpet horn controls are located within easy reach of the helmsman. The Yacht Controller makes for effortless docking and the multiple redundant systems make this go anywhere Marlow Explorer complete.

Upper Aft Deck

Immediately aft of the command bridge is the very spacious upper aft deck, with a custom extended hard cabin top overhang forward, L-shaped settee/lounge with built in storage and room for additional teak chairs and table to starboard. To port is the barbecue/prep area with pop down TV, refrigerator with icemaker, sink and large storage lockers. The easy to navigate stairs to the aft deck are also here. A sliding hatch covers the opening to the aft stairs for additional deck space and added safety while underway. Aft is the fully hydraulic remote controlled 1600-pound telescoping davit and custom stainless-steel dinghy chocks that will accept up to a 16-foot dinghy. The stainless-steel rails on the boat deck have been extended to the end of the boat deck and removable N-rails are installed across the dinghy launching side.

Electronics

Four 17-inch Garmin touch screen displays with radar, navigation, on-board cameras, weather and depth. Gracie has a very user-friendly Garmin electronics system with the

following capabilities

- 12 KW, 6-foot array 72-mile radar
- 4 KW, 4-foot array 24-mile radar
- Full Garmin electronics package with Simrad Autopilot and Yacht Controller
- Four 17" Garmin touch screen displays with fixed remote control operation
- Garmin GPSMAP 8530 Black Box Processor
- Garmin Marine WiFi adapter kit
- Garmin GSD-24 Digital Black Box Sounder
- Simrad AP70 Systems Pack with RC42 Rate Compass and Accu-Steer: HRP-100 Hydraulic Pump
- Speed Depth and Wind independent displays
- 2x ICOM M604 VHF with hailer horn
- Garmin AIS-600
- Garmin GXM52 XM Satellite WX Antenna
- KVH Tracvision HD7 SAT TV
- Majestic HDTV Air Broadcast Antenna
- Linksys Wireless router with Netgear WiFi extender
- Geosat Rogue wave ethernet with 30" WiFi Antenna
- Ericsson W35 3G Fixed Wireless Terminal with 30" Global Cell Antenna
- KVH Complete Tracphone v3IP system with V7 dome and Uniden Cordless Phone with SmartUPS
- Garmin Marine Cameras 3 in engine room, 2 aft deck and 1 in the salon with multi-function control
- Bose Entertainment system in Salon

Hull/Deck Construction

- Twin Lewmar vertical anchor windlasses

- 2x Anchors Plow and Bruce
- Chain anchor rode
- Massive foredeck cleats and hawse pipes
- Fenders
- Dock lines
- Life raft
- Life Preservers
- Lower Windshield and Command Bridge windshield covers
- Retractable Heavy Duty Stainless steel and teak swim ladder
- Underwater Lighting
- Custom CNC cut Nibral “S” class propellers
- Aquamet 22 Shafts, housed inside Velocijet strut keels
- Stainless Steel rudders

Master Stateroom

The full beam master stateroom takes great advantage of the warm and open feeling. The king size bed is on centerline with abundant drawer storage and hanging lockers to port and starboard. Also to port is a vanity and to starboard is a well-proportioned seating area with built in storage. Additional storage is located in drawers beneath the bed and in the deck below. Shoji screens to port and starboard permit light to enter the stateroom while providing privacy in marinas. Aft on both sides are light and airy his and hers heads with a very large common shower. Granite counter tops, Grohe fixtures, Vacuflush toilets and custom granite floors with stainless steel grout are but a few of the luxuries in the heads.

Full-size GE washer and dryer are located conveniently in the companionway forward of the Master stateroom.

VIP Stateroom

The VIP Stateroom will make your family and guests feel extremely welcome. Developed for the owner’s family, this stateroom includes a king-size bed, Two large hanging lockers, Four large drawers and additional lockers. It is light and airy, due to the

opening deck hatches with Oceanaire screen and blackout shades. The en-suite oversize head with upgraded Granite floor is also light and airy, with granite counter, large Lexan shower stall with a teak trimmed Lexan shower door, opening port, Vacuflush toilet, Grohe fixtures and large mirror. A separate door to the companionway allows this head to be used as a day head or to be shared with the adjacent starboard guest stateroom.

Port Guest Stateroom

This stateroom provides two single berths with one being oversized, hanging locker and drawer storage. The en-suite guest head with upgraded Granite floor has a large Lexan shower, granite counter and Grohe fixtures.

Starboard Guest Stateroom

This stateroom is intended for additional overflow sleeping with upper and lower berths and curtain enclosure and Two hanging lockers. When not in use, the curtain is left open, providing more of a spacious feeling.

Crew Quarters

The crew quarters are configured with a Queen sized single berth, lounge area, head with shower, hanging lockers, drawers and bins, refrigerator, microwave, TV and FM and CD radio. Noting that “a happy crew is a happy ship”, the owner has ensured that all furnishings are the same quality as provided in the guest quarters in Gracie. There is plenty of room for the addition of another crew bunk or two if so desired.

Lazarette

The lazarette is defined in one word “Cavernous” with room to spare, storage galore with natural lighting, built in Kenmore deep freezer, hydraulic assisted transom door and 4 exterior windows that allow for natural lighting. Marlow has simply hit a homerun with the 80E-CB Gracie.

Virtual Tour

Additional Salesperson Remarks

Gracie is now available as the current owner is looking to upgrade to a new Marlow Explorer, making that his Third Marlow to date. She has been meticulously maintained

and is ready to go to sea.

DISCLAIMER

The Company offers the details of this vessel in good faith but cannot guarantee or warrant the accuracy of this information nor warrant the condition of the vessel. A buyer should instruct his agents, or his surveyors, to investigate such details as the buyer desires validated. This vessel is offered subject to prior sale, price change, or withdrawal without notice.

Exclusions


Owner's personal belongings.

Disclaimer


The Company offers the details of this vessel or yacht in good faith but cannot guarantee or warrant the accuracy of this information nor warrant the condition of the vessel. A buyer should instruct his representatives, agents, or his surveyors, to investigate such details as the buyer desires validated. This vessel or yacht is offered subject to prior sale, price change, or withdrawal without notice.

PHOTOS


Aft Deck Looking to Starboard



Aft Deck Seating Area




Aft Deck Looking to Port



Aft Deck Looking Forward




Bow



Bow Looking Aft at Bow Seating Area



Salon Looking Forward



Salon Looking Port



Salon Looking Port



Bar Looking Forward



Bar Looking to Starboard



Bar Looking Aft



Galley Looking to Starboard



Galley Looking Forward



Galley Looking Aft



Galley Looking Forward at Dining Area



Dining Seating Area Forward of Galley



Starboard Guest State Room and Companion Way Looking Aft




Starboard Guest State Room



Port Guest State Room Looking Aft




Port Guest Head



VIP Looking Forward




VIP Head



Master State Room Looking Aft




Master State Room Looking to Port




Starboard Side Master State Room Head




Master State Room Looking to Starboard



Port Side Master State Room Head



Command Bridge Looking to Starboard



Command Bridge Looking Forward with Pop-down TV




Command Bridge to Port



Command Bridge to Starboard




Command Bridge Day Head Looking to Port



Upper Aft Deck Looking Forward




Upper Aft Deck Looking Forward with Pop-down TV



Upper Aft Deck Looking to Port with Pop-down TV




Upper Aft Deck Seating to Starboard




Huge Lazarette Space




Lazarette to Port with Storage and Rod Holders




Lazarette to Starboard with Fender Storage and Rod Holders




Crew Lounge to Starboard




Crew Bunk to Port




Crew Head



Engine Room Looking Forward



Dual Racors on Main Engines and Gensets



C-32 Acert 1800 HP




**Dual Racors on Both Main Engines
and Gensets**



C-32 Acert 1800 HP




Genset



Genset




Spot Zero System and Water Maker



Full Hydraulic Package



Battery Chargers and Inverter



CONTACTS

Andrey Shestakov, leading yacht broker of the sales department of Shestakov Yacht Sales Inc. Shestakov Yacht Sales Inc., the official representative of the Miami/Fort Lauderdale FL headquarters.

Contact details

Email: **andrey@shestakovyachtsales.com**

Web: shestakovyachtsales.com/en/

Telephones

USA: **+1(954)274-4435**

Office hours

Monday – Saturday: **9:00 - 21:00** EDT

Sunday: **closed**

Address



Harbour Towne Marina, 850 NE 3rd St, STE 213, Dania, FL 33004