

## CINNAMON GIRL — MARLOW



**Builder:** MARLOW

**Year Built:** 2007

**Model:** Motor Yacht

**Price:** PRICE ON APPLICATION

**Location:** United States

**LOA:** 77' 8" (23.67m)

**Beam:** 20' 2" (6.15m)

**Max Draft:** 4' 10" (1.47m)

**Cruise Speed:** 23 Kts. (26 MPH)

**Max Speed:** 27 Kts. (31 MPH)

Our experienced yacht broker, Andrey Shestakov, will help you choose and buy a yacht that best suits your needs **Cinnamon Girl — MARLOW** from **our catalogue**. Presently, at **Shestakov Yacht Sales Inc.**, we have a wide variety of yachts available on **our sale's list**. We also work in close contact with all the big **yacht manufacturers** from all over the world.

If you would like to buy a yacht **Cinnamon Girl — MARLOW** or would like help answering any questions concerning purchasing, selling or chartering a yacht, please call **+1(954)274-4435**

---

# TABLE OF CONTENTS

---

TABLE OF CONTENTS	2
SPECIFICATIONS	4
Overview	4
Basic Information	4
Dimensions	4
Speed, Capacities and Weight	4
Accommodations	5
Hull and Deck Information	5
Engine Information	5
DETAILED INFORMATION	6
Accommodations	6
Salon	6
Pilothouse	6
Galley	7
Master Stateroom	8
VIP	8
Port Guestroom	9
Construction	9
Electronics	10
Exterior Hardware and Fittings	10
Engine & Mechanical	11
Cockpit	12
Crew Quarters	13
Tender	13
DISCLAIMER	13
Exclusions	13
Disclaimer	13
PHOTOS	14

---

Salon Looking Aft	14
VIP Stateroom	14
Master Stateroom	14
CONTACTS	15
Contact details	15
Telephones	15
Office hours	15
Address	15

---

# SPECIFICATIONS

---

## Overview

---

Cinnamon Girl's Command Bridge eliminates the need for a full helm station below and allows the creation of a large dining table for 8 forward in the pilothouse. The view from the raised pilothouse is excellent and you can see outside in all directions. The master stateroom is below the Pilothouse in the center of the yacht and is full beam. The 1,400 HP CAT's will let you cruise at 24 knots and she is stabilized. Her 3,000 gallons of fuel will let her do over 600 miles at 24 knots or 2,800 miles at trawler speeds. There are 4 staterooms for owners and guests with three full heads. Cinnamon Girl was built with full crew quarters for a captain and mate aft and features a private entrance.

## Basic Information

---

**Category:** Motor Yacht

**Sub Category:** Motor Yacht

**Model Year:** 2007

**Year Built:** 2007

**Country:** United States

## Dimensions

---

**LOA:** 77' 8" (23.67m)

**LWL:** 66' 0" (20.12m)

**Beam:** 20' 2" (6.15m)

**Max Draft:** 4' 10" (1.47m)

## Speed, Capacities and Weight

---

**Cruise Speed:** 23 Kts. (26 MPH)

**Max Speed:** 27 Kts. (31 MPH)

**Displacement:** 92000 Pounds

**Water Capacity:** 500 Gallons

**Holding Tank:** 175 Gallons

**Fuel Capacity:** 3000 Gallons

---

## Accommodations

---

**Total Cabins:** 3

---

## Hull and Deck Information

---

**Hull Material:** Composite

**Hull Designer:** MARLOW DESIGN TEAM

**Exterior Designer:** MARLOW DESIGN  
TEAM

**Interior Designer:** MARLOW DESIGN  
TEAM

---

## Engine Information

---

**Engines:** 2

**Manufacturer:** Caterpillar

**Model:** 3412

---

# DETAILED INFORMATION

---

## Accommodations

---

See Cinnamon Girl Virtual Tour:

This yacht has four staterooms and three full heads. The enclosed command bridge allows the standard large lower helm area to become a beautiful dining area forward of the galley. Crew quarters are aft of the engine room with a private entrance on deck and accommodate two with a private head and shower.

- All teak interior
- Schwepper hardware
- Granite counters in galley and heads
- Opening stainless port lights in all staterooms and heads
- Danish reading lamps for all berths
- Teak and Holly floors
- Grohe faucets
- Laminated tinted windows
- Teak window shades
- 24V Halogen lighting

## Salon

---

The salon is very spacious. The tinted windows let in just the right amount of light and have custom-made teak blinds. Salon accommodations include a sofa, chairs, and entertainment center with a large pop-up LCD TV. A full-size bar is on the port side of the forward salon area.

- Reclining leather couch and chair
- Custom made teak table
- 43" Pioneer plasma TV
- Wet bar, hidden sink
- Overhead handrail
- Sub Zero wine cooler
- Sub Zero clear ice machine
- Teak and Holly flooring over fiberglass composite sole
- 24V Italian and Danish lighting

## Pilothouse

---

The Pilothouse is very spacious. Instead of a large lower station that is unnecessary in a

Command Bridge model a large seating area with teak table is located forward. The galley is aft of the dining area and is open to the salon. A small helm station is on the starboard side of the staircase to the staterooms. This was built to allow an owner / operator to join the family in the pilothouse and operate the vessel.

- Large dining table with built in seating
- Teak and holly flooring
- 24V Italian and Danish lighting
- Chart locker
- Flush FRP articulating pilothouse doors
- Teak valance board w/tube light
- S/S post see-through stairs to bridge
- Lighted stairway to fore cabins

## Galley

---

The galley is centrally located on the main deck at the aft end of the pilothouse. The pilothouse is two steps up from the salon. An opening under the aft galley cabinets allows visibility right through to the salon and aft deck. The galley counters are Raw Silk granite and the undermounted sink is on the forward side of the galley counter so you are looking out the front windows of the pilothouse when standing at the sink. The Dacor cooktop on the starboard side of the U-shaped counter has removable stainless steel sea rails to keep pots from moving about on the smooth glass cooktop. The Sub-Zero refrigerator and freezer drawers are on the aft end of the galley right behind the sink and dishwasher. The galley has generous cabinet space with louvered doors to keep the cabinets well ventilated.

- Teak and Holly flooring
- Sub-Zero refrigerator / freezers
- Louvered cabinets
- Fisher & Paykel dishwasher
- Granite countertops
- Dacor electric cooktop
- Storage cabinets and drawers
- Franke double sink w/tap
- Sharp microwave/convection oven
- Tube light under counter
- Grohe faucet
- Drinking water faucet, separate supply
- Spice racks
- Exhaust blower over cooktop
- Cutting boards/sink covers
- Appliance storage locker in countertop aft

---

## Master Stateroom

---

The full beam owner's suite is just forward of the engine room amidship, and is separated from the engine room by insulated bulkhead and fuel tanks. The bed is centerline and there are teak nightstands on each side of the bed with beveled glass mirrors and reading lamps above. The head is aft of the bedroom on the starboard side and has a double sink, VacuFlush toilet and large stall shower. To aft starboard is a walk in closet. There are five hanging lockers and lots of drawer space. The TV is on the forward wall of the stateroom. Six opening port lights let plenty of light in.

- King sized berth
- SAT TV w/Receiver
- 32" Sharp Flat Screen TV
- Bureau w/chest of drawers
- Cedar lined full height hanging lockers
- Drawers under bunk with auto lighting
- Mirrors
- Tube light beneath and behind berth
- Vanity
- Large head with stall shower
- 24V Italian and Danish lighting
- Bose CD/Stereo & Sound System
- Linen closet
- Heavy duty 316L portlights with screens
- Access to machinery storage areas

---

## VIP

---

The VIP Suite is forward and features optional overhead bunks. This allows Mom and Dad to have a full king berth and small children to be overhead. The Stateroom has two large hanging lockers and six large storage drawers. The head is on the starboard side and has a full size shower.

- King size bed
- Cedar lined storage lockers
- Reading lamps
- CD Stereo with built in speakers
- Overhead bunks
- 6 large overhead drawers
- 15" LCD TV
- Deck hatch for access to bilge and bow thruster



---

## Port Guestroom

---

This guest stateroom has twin berths with a large storage locker between them. Forward of the bunks there is a full height hanging locker. The private head has granite counters, a china sink with Grohe faucet, and a separate stall shower.

- Cedar lined hanging lockers
- CD / Stereo
- Nightstand between berths
- Reading lamps for each berth

---

## Construction

---

This yacht is constructed with the most modern materials and techniques providing more strength with less weight than possible with conventional technology. The use of Kevlar, modified epoxy resins, and high density core materials allows the Marlow Explorer to be stronger than the heaviest of hulls at a fraction of the weight. Modern honeycomb and structural foam is used on every counter, cabinet and sole in the yacht. Even if speed is not a driving factor for you, the increased range and reduced fuel costs will be of great benefit.

- Molded FRP flush window frames
- Proprietary High Pressure lamination System, vacuum bagged
- Engineered sandwich construction throughout
- Laminated and tempered window glass
- Dupont Kevlar lamination fabrics
- Bow Thruster remote control
- Stern Thruster remote control
- Non-skid FRP decks, main & flybridge
- Screens on all opening windows, hatches and ports
- Sandwich bulkhead, floors, stringers construction
- Deck Lights 24V
- Burmese Teak weather decks
- Red night lights on flying bridge
- Heavy duty concealed swim ladder
- Heavy duty low profile 316L SS Hatches (6)
- Velocijet Strut Keels
- Sliding hatch and door to bridge from pilothouse
- Owner aboard logo lighting
- Bulwark doors and gates P&S
- Heavy duty 316L solid stainless rubrail
- S/S ladder with teak steps, cockpit to bridge
- Portuguese Bridge deck storage lockers

- Cockpit deck lockers, FRP
- Cockpit controls, sink and fire system
- Molded FB seating with dry storage under
- Engine room access from cockpit
- Teak coaming
- Oval Stainless Steel Handrails
- Sliding doors, P&S pilothouse, aft salon with lock
- FRP bow pulpit with S/S anchor roller
- Transom door
- FRP swim platform with teak inlay

---

## Electronics

---

This yacht has a state of the art Simrad Package including twin radars (12kw and 4kw), Simrad sounder module, two 15" Simrad displays at the Command Bridge and a 10" unit at the lower station. She also has Simrad IS 15 multifunction wind direction, wind speed, and boat speed indicators, and a Toshiba 26" monitor at the Command Bridge helm station. This displays the Nobeltec, Camera data, and Flir night vision.

- Seatel Sat TV
- VEI nav computer with Nobeltec nav software
- 4 color cameras
- Flir night vision camera
- Lower helm 10" Simrad display
- AP 25 Autopilot
- IS 15 Multifuncion, Wind Speed, Direction, and Depth
- 2 ICOM VHF radios

---

## Exterior Hardware and Fittings

---

- Hardware S/S or chromed brass
- Hidden fueling ports with anti- spill catch basin
- 1.375" stanchions main deck
- S/S rudders
- S/S cleats & hawse holes
- Strut keels
- Aquamet 22 propeller shafting
- SS Portholes heavy duty 316L SS
- Custom CNC cut Nibral propellers, "S" class
- Fresh water washdown, cockpit
- Bronze through hull fittings
- Spotlight with remote at each helm

- Custom stainless anchor light and pennant bracket
- Windlass Lofrans Titan B
- Teak or S/S steering wheel
- Super Duty custom trim tabs
- Teak bow and stern staffs
- Sea water washdown, forward deck, high volume
- Exalto heavy duty windshield wipers and washers
- Proprietary stanchion base mounting system
- 2 Stidd Helm seats on command bridge
- Stereo-CD player on bridge

## Engine & Mechanical

---

The engine room has full standup headroom and is air-conditioned. There is good access to all sides of the engines. The sea chest is at the forward end of the engine room and provides sea water to the engines, generator, air-conditioning, and all the other items on the yacht that need sea water for cooling. Each item has its own shut-off valve for servicing. The two 1500 gallon fuel tanks are just in front of the forward engine room bulkhead. This is the center of buoyancy of the yacht so your running angle will not change as your fuel level changes. The fuel tanks also provide an additional layer of soundproofing between the engines and the cabins forward.

- Pressure fresh water faucet
- Aquadrive Centa flexible drive couplings
- Soft engine mounts
- Proprietary sea chest water intake system
- Drive coupling covers, FRP
- PSR pressure fresh water system
- Sea Chest inspection and cleanout port
- PJR pressure sea water system
- Seacocks on all seawater supply lines
- 2-25KW Northern Lights Generators
- PJR drinking water pump
- Water heater, 30 gal stainless steel
- Proprietary fiberglass insulation blanket
- FRP fuel tanks with sight gauges
- Engine room lead/foam sound insulation
- Engine room blowers 220V high volume
- Salt water pump
- S/S water tanks w/sight gauges
- Racor fuel water separators, dual with gauge
- FRP holding tank plumbed
- Engine room vent blowers 2x12V, 24V

- Dockside or overboard discharge
- Engine isolation switches
- Common drainage system for sink, deck, shower and bilge
- Sea Recovery Aqua Whisper water maker
- Fresh water outlet with hose for engines & generator
- Engine-Generator-Gears oil change system
- 304 Stainless domestic water tanks
- Heavy duty manual bilge pump
- Under water exhaust system
- High water bilge alarm in engine room
- 24V overhead lights, waterproof
- Dripless engine shaft seal logs
- FRP gray and black water tanks
- Heavy duty vacuum pumps for gray and black water
- Smooth finish gelcoated bilges
- HD watertight engine room door with inspection port
- Heavy Duty exhaust hose clamps
- High Temperature silicone exhaust hoses
- Common drainage system for all discharges
- Proprietary Air inlet system, baffled
- Polished stainless engine beds, risers and fuel manifolds
- 24 volt bilge blowers
- Engine lube oil tank
- FRP fuel tanks
- Color coded copper piping for fuel, water and hydraulic system
- DC outlet
- AC outlet
- Four 3700 GPH bilge pumps with auto & manual switch
- Varnished teak bilge grating
- 240V fluorescent lighting
- NAIAD Stabilizers

## Cockpit

---

The cockpit has uninterrupted teak decks and a built in seating area with table. This yacht has an extended boat deck that provides full overhead protection from rain and sun in the cockpit. The salon door is very large and when it is open the cockpit and salon become one entertaining area. Transom doors lead to the oversize swim platform. The swim platform leads to a transom door accessing the engine room and crew quarters. There is a docking station in the cockpit that has engine controls, thruster controls, VHF radio, Simrad Jog lever steering (for rudder control), and an IS 15 multifunction display for wind speed, direction, and water depth.

- Custom hawse pipes in the corner of the transom with rollers and rope storage lockers.
- Built in seating with storage under
- Molded FRP stairway to flybridge and boat deck.
- Twin transom doors with steps to the integrated swim platform.
- Aft deck speakers integrated to the flybridge speakers
- Crew access cabinet

---

## Crew Quarters

---

The full beam crew quarters are aft of the engine room and feature twin bunks, night stand, hanging lockers and refrigerator. The crew has their own head with shower. This area is accessed from a separate entrance in the cockpit so the crew does not need to enter the salon to access their quarters. There is also a full height transom door that provides access while not at sea. This door takes you through the storage area and crew quarters to the engine room.

---

## Tender

---

Marlow Sprite

---

## DISCLAIMER

---

The Company offers the details of this vessel in good faith but cannot guarantee or warrant the accuracy of this information nor warrant the condition of the vessel. A buyer should instruct his agents, or his surveyors, to investigate such details as the buyer desires validated. This vessel is offered subject to prior sale, price change, or withdrawal without notice.

---

## Exclusions

---

Owner's personal belongings.

---

## Disclaimer

---


The Company offers the details of this vessel or yacht in good faith but cannot guarantee or warrant the accuracy of this information nor warrant the condition of the vessel. A buyer should instruct his representatives, agents, or his surveyors, to investigate such details as the buyer desires validated. This vessel or yacht is offered subject to prior sale, price change, or withdrawal without notice.

---


# PHOTOS

---


**Salon Looking Aft**



**VIP Stateroom**



**Master Stateroom**



# CONTACTS

---

Andrey Shestakov, leading yacht broker of the sales department of Shestakov Yacht Sales Inc. Shestakov Yacht Sales Inc., the official representative of the Miami/Fort Lauderdale FL headquarters.

## Contact details

---

Email: **andrey@shestakovyachtsales.com**

Web: [shestakovyachtsales.com/en/](https://shestakovyachtsales.com/en/)

## Telephones

---

USA: **+1(954)274-4435**

## Office hours

---

Monday – Saturday: **9:00 - 21:00** EDT

Sunday: **closed**

## Address

---



Harbour Towne Marina, 850 NE 3rd St, STE 213, Dania, FL 33004