

HAPPY HEART — OFFSHORE



Судостроитель: OFFSHORE

Год постройки: 2005

Модель: Моторная яхта

Цена: ЦЕНА ЯХТЫ ПО ЗАПРОСУ

Местонахождение: United States

Длина общая: 66' 6" (20.27m)

Ширина: 19' 3" (5.87m)

Мин. осадка: 5' 5" (1.65m)

Макс. осадка: 5' 9" (1.75m)

Крейс. скорость: 14 Kts. (16 MPH)

Макс. скорость: 17 Kts. (20 MPH)

Купить **HAPPY HEART — OFFSHORE** а также выбрать подходящую вам яхту из нашего **каталога яхт** вам поможет опытный яхтенный брокер Андрей Шестаков. На сегодняшний день компания **Shestakov Yacht Sales Inc.** имеет большое количество яхт в **собственном списке продаж**, а также тесно сотрудничает со всеми крупными **яхтенными производителями** по всему миру.

Для того чтобы купить яхту **HAPPY HEART — OFFSHORE** а также проконсультироваться по любому вопросу связанному с покупкой, продажей, чартером яхт позвоните по телефону **+7(918)465-66-44**.

ОГЛАВЛЕНИЕ

ОГЛАВЛЕНИЕ	2
ХАРАКТЕРИСТИКИ	4
Обзор	4
Основная информация	4
Размеры	4
Скорость, вместимость и масса	5
Размещение	5
Корпус и палуба	5
Информация о двигателе	5
ПОДРОБНОЕ ОПИСАНИЕ	6
Highlights	6
Vessel Walkthrough	6
Hull and Construction	7
Deck Equipment	8
Salon	10
Galley/Laundry	11
Pilothouse	11
Electronics and Navigation Equipment	12
Master Suite	12
VIP Guest Stateroom	13
Guest Stateroom/Office	13
Guest/Day Head	14
Guest/Crew Stateroom	14
Lazarette/Utility Area	14
Engine Room and Mechanical Equipment	14
Electrical Equipment	16
Exclusions	16
Исключения	17

Отказ от ответственности	17
ФОТОГРАФИИ	18
КОНТАКТЫ	27
Контактная информация	27
Телефоны	27
Время работы	27
Адрес	27

ХАРАКТЕРИСТИКИ

Обзор

- Cat C-18's, Services Up to Date
- Hydraulic Bow & Stern Thrusters
- Wesmar Stabilizers
- Extensive Furuno Electronics Package
- Watermaker
- Immaculate Condition

Основная информация

Тип судна: Моторная яхта

Модельный год: 2005

Год постройки: 2005

Страна: United States

Верх: Hardtop

Открытая палуба мостика: Да

Кубрик: Да

Размеры

Длина общая: 66' 6" (20.27m)

Длина по ватерлинии: 58' 4"
(17.78m)

Ширина: 19' 3" (5.87m)

Мин. осадка: 5' 5" (1.65m)

Макс. осадка: 5' 9" (1.75m)

Длина привального бруса: 66' 0"
(20.12m)

Скорость, вместимость и масса

Крейс. скорость: 14 Kts. (16 MPH)

Крейсерская скорость поворота:
1900 Kts.

Макс. скорость: 17 Kts. (20 MPH)

Макс. скорость поворота: 2300 Kts.

Водоизмещение: 120000 Pounds

Вместимость воды: 595 Gallons

Вместимость сточного бака: 240
Gallons

Объем топливного бака: 1800
Gallons

Размещение

Всего кают: 4

Всего коек: 6

Спальные места: 8

Всего ком. состава: 3

Корпус и палуба

Материал корпуса: Fiberglass

Материал палубы: Fiberglass

Комплектация корпуса: Semi-
Displacement

Цвет корпуса: White

Отделка корпуса: Fiberglass

Дизайнер корпуса: William Crealock

Информация о двигателе

Двигатели: 2

Производитель: Caterpillar

Модель: C-18

Тип двигателя: Inboard

Тип топлива: Diesel

ПОДРОБНОЕ ОПИСАНИЕ

Highlights

- Cat C-18's, Services Up to Date
- Hydraulic Bow & Stern Thrusters
- Wesmar Stabilizers
- Extensive Furuno Electronics Package
- Watermaker
- Immaculate Condition

Vessel Walkthrough

HAPPY HEART is a rarely offered and wonderful example of the quality and attention to detail of the Offshore Yachts build process. Her spacious layout results from a wide 19'3" beam giving one the feel of a yacht far in excess of 66'. She's had only two owners since new and has always received the best of care.

Beginning aft, is the unique "Sport Cockpit" with transom door, built-in stainless steel swim ladder, fresh water shower and rod holders. Port and starboard stairs lead up to the fully covered aft or "California" deck with molded aft settee, two granite topped hi-lo tables, wet bar with refrigerator, storage cabinetry and aft docking station with engine and thruster controls. In addition the engine room can be accessed through a hatch forward on the starboard side of the aft deck. Port and starboard plexiglass wing doors for weather protection lead to the foredeck via wide side decks with high bulwarks.

The salon is accessed through a large sliding pneumatic air door with top and bottom glass windows. Upon entry, one is immediately impressed with a feeling of warmth and openness created by satin teak joinery with Carpathian elm trim and crown molding throughout as well as large framed perimeter windows. On the port side is a large U-shaped sofa which surrounds an electric hi-lo table with expandable leaves. The entertainment center is housed in starboard side cabinetry with pop up flat screen TV and stereo components.

Forward to port, on the same level as the salon is the gourmet galley with granite countertops, household appliances and abundant storage. A built-in wine cooler is across from the galley to starboard followed by a stairwell which leads down to the master suite.

Two steps up from the salon and galley is the large pilothouse. A raised L-shaped settee and large teak rectangular table with a swing down leaf is aft to port. There are two Pomanette Platinum series helm chairs on stainless steel pedestals which can double as

additional seats for dining. Port and starboard watertight doors access the side decks. The center line helm console with teak destroyer wheel offers excellent visibility and access to all navigation electronics. A chart locker and drawer is forward to port. A built-in refrigerator is forward to starboard facing aft.

The master suite is segregated from the guest staterooms and is accessed from a private stairway forward in the salon. At the foot of the stairway are lift up teak tambour doors on either side of a vestibule which reveal the washer and dryer. The master stateroom has a king size centerline berth with built-in night stands. There are two generous cedar lined closets, a vanity with stool, built in dresser drawers and abundant cabinetry. The en suite bath is to starboard with granite topped vanity and oversized stall shower with a glass door.

The guest accommodations are accessed from a stairwell which leads down from the pilothouse. All the way forward is the VIP guest stateroom with centerline queen sized island berth and two large storage drawers beneath. There are two cedar lined hanging lockers, a built in vanity with mirror, two overhead hatches, port and starboard port lights. Through a companionway, aft to port is the versatile guest stateroom/office. An athwartships Pullman berth with two storage drawers beneath offers comfortable guest accommodations in the up position. There is a double cedar lined hanging locker and storage cabinetry. A built in desk with Carpathian elm top is forward with bookshelves and flat screen TV overhead.

The flybridge and boat deck is accessed by an easy stairway in the pilothouse or by a ladder on the aft deck. There is a fiberglass hardtop extending aft to the radar arch. A Lexan venturi windshield with forward and side EZ2CY enclosure also extends aft to the arch. Two Pompanette cushioned helm chairs on stainless steel pedestals face the centerline flybridge helm station. A large molded L-shaped cushioned settee with two granite hi-lo tables are aft to port. To starboard is molded fiberglass cabinetry with refrigerator, sink and storage. A cushioned lounge with lift up back tops the cabinet. An ice maker is built-in to port on the aft side of the settee. An electric refrigerator/freezer box is to starboard. Aft of the flybridge area is the large boat deck with davit and tender to port. Stainless steel railing runs the entire perimeter of the boat deck. A Lexan hatch with stainless handrail to starboard opens to access the aft deck.

The engine room, utility area, and a fourth stateroom with upper and lower berths and an ensuite head with stall shower are all accessed via a watertight swing out door centerline on the transom. The stateroom is well suited for guests or crew. The engine room is air conditioned and very well designed offering easy access to all mechanical equipment and systems.

Hull and Construction

Offshore hulls feature a generous beam and finely-veed, deep forefoot tapering to a 12-degree deadrise at the transom. This design produces a hull that is quick to get on plane and knifes cleanly through waves and chop throughout the speed range. A long shallow keel, low center of gravity, and substantial displacement result in a gentle easy motion with excellent directional stability and boat handling characteristics in virtually any sea condition.

All Offshores are hand laminated to ABS specifications. Below the waterline Offshore's solid hand laminate achieves maximum strength and maximum osmosis protection while providing the best compression strength for the installation of running gear, "V" struts, stabilizers and all through the hull bottom fittings. Above the waterline vacuum bagging assures the best saturation and adhesion of Core Cell sandwich material and eliminates excessive resin. Core Cell is a closed cell polymer based foam. Core Cell will not absorb water and combines stiffness and impact strength with excellent resistance to heat distortion.

The hull is one integral laminated component. The main deck and cabin is one laminated component which is laminated to the hull. The boat deck, fly bridge and pilothouse roof is one fiberglass component which is laminated to the cabin structure. When these three individual modules are laminated together an extremely strong, rigid and water tight uni-structure is formed that meets or exceeds ABS requirements. Four massive full length stringers and multiple thwartship frames are laminated and bonded in the hull to minimize panel size and achieve incredible hull strength. Heavy laminates at the bow form a watertight compartmentalization of the bow area creating a "crash bulkhead". The bilge areas are divided into four sections to further increase water tight integrity. Each section has it's own automatic bilge pump and all can be made common by gate valves in each section.

Incorporated in the hulls construction are two heavily laminated rub rails that are structural components of the hull. The substantial rub rails, capped with solid stainless steel, increase the strength of the hull sides and protect the hull when coming alongside a piling or dock versus bolt on rub rails, typically used in the industry which are not as substantial and do not offer the same hull protection.

The joint between cabin sides and overhead is bonded with FRP and finished in gel coat, not caulking. Window openings are laminated into the cabin sides permanently eliminating the common problem of leaking windows.

Deck Equipment

- Maxwell 24V, 3,500 lb. anchor windlass with 3-station control, separate chain, and rope lockers

- Simpson Lawrence 110 lb. anchor with 300', 7/16" HT chain and chain stopper
- Port and starboard storage lockers at bow
- Rope locker for 2nd anchor rode
- Provision for 2nd anchor with dual 316 stainless channels and rollers
- Fresh and salt water wash downs at bow
- Foredeck sun pad w/cover
- (3) Buell low profile trumpet air horns with 120V compressor
- Exalto stainless articulating windshield wipers with washer system
- Port and starboard dockside water pressure connections
- Central drain system minimizing thru-hull fittings
- Deck discharge for holding tank
- Walk-around decks with high bulwarks midships
- 2-Tone non-skid on all decks, pilothouse roof white non-skid
- Molded in facet and plank lines for appearance and strength
- Exterior stainless 316 grade (including screws, bolts, and nuts), welds ground and polished
- 1¼" Stainless steel hand rails and bow rails
- Port & starboard bulwark boarding doors
- New Wave Fabrication 6-step tide rider boarding stairs
- Manship overhead hatches with Ocean Air sliding screens/shades
- (10) Manship stainless steel port lights powder coated to match gel coat
- 316 Stainless steel hawse holes with cleats, 316 Stainless steel bow chocks, 316 stainless steel deck cleats
- International navigation lights
- ACR RCL-100 remote search light
- Cantalupi waterproof deck lights and LED safety lights
- Aluminum reinforced exterior doors, exterior covered with FRP and gel coated, interiors covered with matching interior wood, stainless steel door frames
- Bow and stern staffs, stainless steel sockets

Aft Deck/Sport Cockpit

- Aft deck engine and thruster controls, rudder indicator and engine start-stop switches
- Port aft deck storage cabinet with covered sink, Isotherm refrigerator and teak ventilation grates
- Starboard aft deck storage cabinet with hatch & ladder to lazarette, crew and engine room
- Varnished teak cap rail w/covers
- Molded FRP Sunbrella cushioned settee w/cover
- (2) granite hi-lo tables w/covers
- (2) folding teak deck chairs
- Stainless steel ladder w/FRP treads to boat deck
- (2) Aft deck flood lights

- Hand-held shower at sport cockpit
- Fresh water wash down at sport cockpit
- (2) Boston Acoustics water proof speakers in aft deck overhead with volume control
- (5) stainless steel removable rails at transom
- (6) rod storage rack
- (2) clamp-on stainless steel rod holders
- Camera at aft deck
- Stainless steel pop-up cleats at sport cockpit
- Stainless steel swim ladder at sport deck folding into storage locker

Flybridge and Boat Deck

- Steelhead Marine ST1800 hydraulic davit w/telescoping boom
- 2006, Novurania 430DL, 14' RIB tender w/60hp Yamaha 4 stroke outboard
- 1¼" stainless steel rails w/welded stainless steel lifelines
- Stainless steel flag socket w/teak flag staff
- Manship hatch to aft deck w/stainless steel safety rail
- Fresh water wash down outlet
- Raritan ice maker w/stainless steel face
- Frigibar freezer/refrigerator box w/cover
- L shaped molded FRP settee w/Sunbrella cushions & cover, storage beneath
- (2) granite rectangular hi-lo tables w/covers
- (2) Pompanette cushioned heil chairs on stainless steel pedestals
- Centerline helm station w/stainless steel destroyer wheel, complete instrumentation
- Lexan Venturi windshield w/stainless steel frame
- (3) side EZ2CY enclosure
- Molded FRP starboard cabinet w/sink, built-in Isotherm refrigerator w/stainless steel face & storage
- Teak ventilation slats inside all storage cabinetry & under settee seating
- FRP radar arch
- FRP hardtop w/recessed lighting

Salon

- Electric/air opener at sliding aft door with fixed glass windows top & bottom
- Large windows for visibility while seated
- Roman shades
- L-shaped settee w/storage beneath
- Electric teak hi-lo table w/expandable leaves
- Pop-up 37" plasma TV and Polk Audio surround speaker system
- Satin finished teak woodwork , recessed panel cabinet doors

- Solid wood crown molding throughout salon
- (14) LED recessed ceiling lights with dimmer controls & (4) 120V wall sconces
- Padded soft vinyl removable headliner
- High quality carpet with sound pad
- Aft stairway to owner's suite

- U Line (15) bottle wine cooler

Galley/Laundry

- Granite countertops
- LED overhead recessed lighting w/ dimmer control, under cabinet lighting
- Fold-out soap tray at galley sink
- Drawers and cabinets fitted w/ push/pull latches & lined with Formica
- (3) under counter cabinets, (4) overhead cabinets
- Kohler undermounted stainless steel sink with Grohe faucet
- Grohe soap dispenser
- Insinkerator 1hp garbage disposal
- Broan trash compactor
- GE 18" dishwasher
- Miele (4) burner 220v cooktop w/ pot holders
- GE oven below cooktop
- GE Profile microwave oven w/vent fan
- GE Profile Arctica side by side refrigerator & freezer w/teak doors, ice & water dispenser
- Louvered doors w/recessed panel trim
- Crown Molding
- Asko full size front loading washer & dryer

Pilothouse

- Helm station with complete engine instrumentation, function alarms, and rudder indicator
- Headhunter Tank Sentry tank monitoring system for fuel, water & holding tanks
- Back lit AC & DC distribution / breaker panels
- Chart locker & drawer
- LED recessed lighting with dimmer controls
- (3) Exalto stainless steel articulating windshield wipers with washer system
- Port & starboard sliding track doors with stainless steel frames
- (2) Ventilation overhead hatches with Ocean Air sliding screens/shades
- (2) Pompanette Platinum series helm chairs w/stainless steel pedestals & footrests
- Raised L shaped settee & teak table w/fold out leaf

- Teak & holly sole
- Padded soft vinyl removable headliner
- Sub-Zero under counter refrigerator

Electronics and Navigation Equipment

Pilothouse

- (2) Furuno 15" MU150HD LCD monitors
- (2) Furuno NavNet chart plotter, radar, sonar (black box)
- Furuno FA150 AIS class A transponder
- Simrad AP25 autopilot
- Furuno RD30 depth & navigational data display
- Icom IC-M602 VHF transceiver
- Icom IC-M802 Single Side Band radio
- Simrad IS15 apparent & true wind angle/speed indicator
- KVH M7 satellite television system controller
- KVH TracPhone F55 satellite phone system
- KVH TracPhone FB250 compact broadband internet system
- ACR remote search light control pad
- Village Marine Tec watermaker control panel
- Xantrex inverter control panel
- Exalto windshield wiper/washer controls
- (2) Caterpillar Marine Power Displays

Flybridge

- Furuno 15" MU150HD LCD monitor
- (2) Furuno NavNet chart plotter, radar, sonar (black box)
- Interphase forward looking sonar
- Raymarine ST60+ depth & navigational data instrument
- Raymarine ST70 autopilot
- Simrad AP26 autopilot control head
- Furuno FA150 AIS class A transponder
- Furuno RD30 depth & navigational data display
- Icom IC-M502 VHF transceiver
- ACR remote search light control pad
- (2) Caterpillar Marine Power Displays

Master Suite

- King size island berth w/drawer & cabinet storage beneath, upholstered headboard

- (2) Built-in nightstands w/drawers & storage cabinets
- Port & starboard mirrored lockers
- Bureau w/(3) storage lockers & mirror
- Built-in vanity w/granite top & storage drawer
- (2) Portlights w/Roman shades
- Overhead recessed LED lighting
- Safety escape hatch overhead
- (4) built-in dresser drawers
- (2) cedar lined hanging lockers

Master Head

- Tecma Silent Flush toilet
- Teak granite topped vanity w/undermounted ceramic sink, storage locker beneath
- Teak framed mirrored medicine cabinet
- Stall shower w/frameless glass door, teak grate & granite seat
- Ventilation system
- Teak sole
- "Newport Brass" fixtures & accessories
- Teak magazine rack

VIP Guest Stateroom

- Queen size island berth w/storage beneath
- (2) brass reading lights
- Built-in nightstand shelves port & starboard
- (2) cedar lined hanging lockers
- Sharp 22" LCD TV
- Recessed LED overhead lighting on dimmer switch
- (2) stainless steel portlights w/Roman shades
- Overhead hatch w/Ocean Air shade/screen
- Built-in vanity w/teak framed mirror, storage drawer, (2) sconce lights, stool

Guest Stateroom/Office

- Convertible settee/upper & lower single berths
- Double door cedar lined hanging locker
- Built-in desk w/(3) storage drawers & cabinet below, desk chair
- Overhead book shelf
- Sharp 15" LCD TV
- Stainless steel portlight w/Roman shade
- Carpeted sole

Guest/Day Head

- Tecma Silent Flush toilet
- Teak granite topped vanity w/undermounted ceramic sink, storage locker beneath
- Teak framed mirrored medicine cabinet
- Stall shower/mini tub w/frameless glass door, teak grate
- Ventilation fan
- Teak sole
- "Newport Brass" fixtures & accessories
- Overhead hatch w/Ocean Air shade/screen
- Stainless steel portlight w/Roman Shade
- Teak sole

Guest/Crew Stateroom

- Upper & lower single berths
- Hanging locker
- Storage cabinet & drawers
- (2) reading lights
- 15" LCD TV
- Overhead recessed LED lights
- Port light w/Roman shade
- Teak vanity w/solid surface top, storage cabinets beneath, teak framed mirrored medicine cabinet
- Pocket door to head w/Tecma toilet & stall shower
- Ventilation fan
- Teak sole

Lazarette/Utility Area

- Built-in work station w/stainless steel top & storage lockers beneath
- Built-in Craftsman tool chest
- Utility galley counter w/solid surface top, undermounted Franke stainless steel sink, storage drawers & cabinets
- GE Spacemaker II microwave oven w/stainless steel face
- Isotherm refrigerator w/stainless steel face
- Pirelli rubber tile sole

Engine Room and Mechanical Equipment

- Twin 1000 hp Caterpillar C-18 diesel engines w/vibration dampening mounts

- ZF 550A reduction gears w/2.517:1 ratios
- 3" Aquamet 22 stainless steel shafts
- Polished stainless steel engine beds
- Groco sea strainers at all raw water intakes
- Groco safety seacocks for main engine raw water intakes
- Main seawater intakes plumbed for emergency bilge pump use
- Tides dripless shaft seals w/dual cooling lines
- (2) 4 blade nibral propellers 42"x31"
- (2) stainless steel hydrodynamic rudders
- Dual Racor 1000 series fuel filters w/vacuum gauges to each engine
- Racor 500 series fuel filter to each generator
- (3) aluminum fuel tanks w/sight gauges: 660 gallons port, 660 gallons starboard, 480 gallons centerline forward
- Engine room start/stop panels w/manual gauges
- Fuel manifold system for supply & return management
- Reverso 24V fuel transfer pump
- Reverso fuel polishing system
- 316 stainless steel exhaust risers connecting to FRP underwater exhaust system
- Wesmar Roll Fin hydraulic stabilizers w/9 sq.foot fins
- Wesmar 25 hp hydraulic bow & stern thrusters
- PTO off each engine transmission for thrusters, stabilizers
- Delta T engine air intake system
- (4) Delta T 11" 120V engine room blowers
- Twin Disc electronic engine controls
- Twin Disc remote control w/50' cord
- Marine Air 90,000 BTU direct expansion air conditioning system, (8) compressors (24,000 BTU engine room air handler)
- Port & starboard air conditioning raw water pumps
- Reverso 24V AC oil change system
- (2) 35 gallon aluminum lube oil tanks (used aft, clean forward)
- Hynautic power steering system
- Bennett 54" trim tabs with controls at pilothouse & flybridge
- (3) Tecma silent flush heads
- Headhunter 120V holding tank discharge pump
- Sealand 24V stand-by macerator pump
- (6) 24V, 3700 GPH bilge pumps with Ultra automatic switches
- Whale 40 emergency manual bilge pump
- Ultra system high water bilge alarm with warning lights at pilothouse
- Gate valve at each watertight structural bulkhead
- Village Marine Tec 1200 gpd watermaker
- Sea X Change watermaker/fresh water polishing system
- (2) Headhunter Mach 5 120V fresh water pressure pump with filter and accumulator tank
- Flojet 24V stand-by water pressure pump

- Allcraft 35-gallon 220V stainless steel hot water heater
- (3) Shower sump tanks w/24V sump tank pumps
- Sea water wash down pump
- Fresh water wash down faucet in engine room
- Fireboy 60.8 lb. FE241 fire suppression cylinder w/engine shut down system
- Port & starboard engine room storage cabinets
- White aluminum perforated covering on all engine room bulkheads & ceiling
- (4) 24V engine room lights, (4) 120V AC fluorescent engine room lights
- (2) engine room cameras
- Emergency steering tiller

Electrical Equipment

- Northern Lights 25 kW generator w/5377 hours (port)
- Northern Lights 20 kW generator w/5483 hours (starboard)
- (4) 8D AGM batteries for main engines
- (2) 4D AGM batteries for generators
- (8) 8D AGM batteries to ships service inverter
- Xantrex SW4024, 4kW inverter w/120 amp battery charger for ships service
- Newmar PT-24-40CE, 24V ships service back up battery charger
- Newmar PT-24-20CE, 24V battery charger
- Charles C-Charger 24V battery charger
- (4) Mastervolt 20 amp converters, 24V to 12V
- (2) battery cut-off switches
- (2) battery parallel switches
- Additional 60 amp 24V alternator on each engine for ships service systems
- 24V & 12V distribution/circuit breaker panels w/amp & voltage meters
- 120V & 240V distribution/circuit breaker panels w/amp & volt meters
- (2) Glendinning CM-7 CABLEMASTERS w/75' 50 amp 3 conductor shore power cables each
- Marinco 50 amp, 125V/250V shore power cable
- (2) ACME shore power isolation transformers
- (2) galvanic isolators
- LED overhead lighting
- GFI breaker protection at deck, galley, heads, engine room, lazarette
- Central bonding system w/(2) 6"x12" zinc plates & shaft scratchers

Exclusions

Tools and Owner's personal belongings.

While every effort has been made to list all pertinent equipment aboard HAPPY HEART,

there are some personal belongings aboard. Prospective purchasers should assume any item not specifically mentioned herein will not convey at closing.




Исключения




При продаже яхты исключаются личные вещи владельца.

Отказ от ответственности

Компания предоставляет описание судна или яхты добросовестно, но не может гарантировать точность этой информации, а также не ручается за техническое состояние. Покупатель должен проинструктировать своих агентов или оценщиков исследовать представленную информацию более подробно, по собственному желанию. Продажа судна или яхты, изменение цены или снятие с продажи будет происходить без предварительного уведомления.

ФОТОГРАФИИ























КОНТАКТЫ

Андрей Шестаков (Andrey Shestakov) – ведущий яхтенный брокер отдела продаж яхт и судов компании Shestakov Yacht Sales Inc. Официальный представитель Shestakov Yacht Sales Inc. для русскоговорящих клиентов в центральном офисе компании в Майами/Форт Лодердейл/Флорида/США.

Контактная информация

Email: **andrey@shestakovyachtsales.com**

Web: **shestakovyachtsales.com**

Телефоны

Краснодарский край: **+7(918)465-66-44**

США, Майами, Флорида: **+1(954)274-4435**

Время работы

Понедельник – Суббота: **9:00 - 21:00** EDT

Воскресенье: **Закрето**

Адрес



Harbour Towne Marina, 850 NE 3rd St, STE 213, Dania, FL 33004