


FIRST LIGHT — PACIFIC MARINER



Builder: PACIFIC MARINER

Year Built: 2007

Model: Motor Yacht

Price: PRICE ON APPLICATION

Location: United States

LOA: 85' 0" (25.91m)

Beam: 21' 3" (6.48m)

Max Draft: 5' 2" (1.57m)

Cruise Speed: 20 Kts. (23 MPH)

Max Speed: 25 Kts. (29 MPH)

Our experienced yacht broker, Andrey Shestakov, will help you choose and buy a yacht that best suits your needs **FIRST LIGHT — PACIFIC MARINER** from **our catalogue**. Presently, at **Shestakov Yacht Sales Inc.**, we have a wide variety of yachts available on **our sale's list**. We also work in close contact with all the big **yacht manufacturers** from all over the world.

If you would like to buy a yacht **FIRST LIGHT — PACIFIC MARINER** or would like help answering any questions concerning purchasing, selling or chartering a yacht, please call **+1(954)274-4435**

TABLE OF CONTENTS

TABLE OF CONTENTS	2
SPECIFICATIONS	6
Overview	6
Basic Information	6
Dimensions	6
Speed, Capacities and Weight	6
Accommodations	6
Hull and Deck Information	7
Engine Information	7
DETAILED INFORMATION	8
Key Features	8
Accommodations	8
Aft Deck	8
Salon	8
Dining	9
Galley	9
Day Head	10
Pilothouse & Dinette	10
Master Stateroom	11
Master Head	11
VIP Stateroom / Forward	12
VIP Head / Forward	12
VIP Stateroom / Midship	12
VIP Head / Midship	13
Guest Stateroom / Twin	13
Guest Head	13
Captain's Stateroom	13
Crew Quarters / Lounge	13

Electronics	14
Main Deck	14
Swim Platform	14
Flybridge	15
Electrical Equipment	15
Engine Room & Mechanical Equipment	16
Remarks	16
Exclusions	16
Exclusions	17
Disclaimer	17
PHOTOS	18
Aft Deck	18
Aft Deck	18
Salon	18
Salon	18
Salon	18
Salon	18
Salon Bar	18
Salon Bar	18
Dining	19
Dining	19
Dining	19
Day Head	19
Galley	19
Galley	19
Pilothouse	19
Pilothouse	19
Helm	20
Pilothouse Seating	20

Master Stateroom	20
Master Stateroom	20
Master Stateroom - Dresser	20
Master Head	20
Master Head	20
Master Head - Hot Tub	20
VIP Stateroom - Forward	21
VIP Head - Forward	21
Guest Stateroom - Port	21
Guest Head - Port	21
Guest Stateroom - Starboard	21
Guest Head - Starboard	21
Crew Quarters	21
Crew Quarters	21
Crew Quarters	22
Crew Quarters	22
Bow	22
Bow	22
Flybridge Helm	22
Flybridge	22
Flybridge - Hot Tub	22
Flybridge - Bar	22
Walk-Around Deck	23
Engine Room	23
Engine Room	23
Engine Room	23
Engine Room	23
CONTACTS	24
Contact details	24

Telephones	24
Office hours	24
Address	24

SPECIFICATIONS

Overview

"First Light" is the 12th 85' Pacific Mariner launched in 2008 with a Hull design by the world-renowned Bill Garden. This is the same Hull design Westport uses in the construction of the 130 and 40 Meter Series. Garden's design delivers great performance, excellent fuel efficiency and perfect Bahamas-friendly shallow draft. Easy to maintain with a light crew, this American built "pocket yacht" lives like a 100' plus platform and is unequalled in her class.

Basic Information

Category: Motor Yacht

Model Year: 2008

Year Built: 2007

Country: United States

Vessel Top: Hardtop

Fly Bridge: Yes

Dimensions

LOA: 85' 0" (25.91m)

Beam: 21' 3" (6.48m)

Max Draft: 5' 2" (1.57m)

Speed, Capacities and Weight

Cruise Speed: 20 Kts. (23 MPH)

Max Speed: 25 Kts. (29 MPH)

Displacement: 160000 Pounds

Water Capacity: 395 Gallons

Holding Tank: 200 Gallons

Fuel Capacity: 2315 Gallons

Accommodations

Total Cabins: 4

Sleeps: 8

Total Heads: 6

Crew Sleeps: 3

Hull and Deck Information

Hull Material: Fiberglass

Deck Material: Composite

Hull Configuration: Modified V-Hull

Exterior Designer: William Garden

Interior Designer: Pacific Mariner

Engine Information

Engines: 2

Manufacturer: MTU

Model: 10V2000

Engine Type: Inboard

Fuel Type: Diesel

DETAILED INFORMATION

Key Features

- Four staterooms plus crew aft configuration
- Shallow 5' draft for easy Bahamas cruising
- Mahogany interior with Satin finish
- Large Flybridge with bar, seating and Jacuzzi tub

Accommodations

"First Light" is without a doubt the cleanest 85 Pacific Mariner of her vintage and the first one built with the MTU 10V2000 1500hp Series. She offers spacious accommodations for eight owners and guests in four staterooms. The separate crew quarters and lounge are located aft, and offer sleeping arrangements for a crew of up to three, a large head with separate shower and small crew galley.

Aft Deck

The Aft Deck can comfortably seat up to eight owners and guests for dining with a large rectangular satin finish tabletop. There are safety gates port and starboard to access the Swim Platform via molded steps. A set of engine, bow thruster controls are located on the portside and access to the forward deck is made easy with the full walk around decks. The Aft Deck area is completely shaded with the aft Flybridge overhead.

- Stainless steel framed sliding glass door with tinted safety glass
- Retractable bug screen on door
- Custom table with Teak chairs & covers
- Secondary access to Crew Quarters (under lounge)
- Staircase to Flybridge
- Shore power cords port and starboard
- CATV and phone inlet with cord Fresh water wash-down
- Teak decks on Aft Deck Docking windlasses port and starboard

Salon

Entrance to the Main Salon from the large Aft Deck area through the stainless steel sliding glass door. There is an oversized "L-shaped" sofa to port with two barrel & swivel chairs, and a coffee table that converts to dining. Across to starboard are storage cabinets, entertainment system with a 50" flat screen television on a lift system and a walk-behind wet bar forward.

The Main Salon/Dining areas have great visibility due to the extra-large windows port & starboard and the entire aft bulkhead being glass from floor to ceiling.

- Custom cabinetry with satin Mahogany finish
- Custom sofa with designer covering
- Large drawers under sofa
- (2) Occasional chairs
- Home Theater System with 50" TV on electric lift, KVH Tracvision satellite TV antenna, audio video control receiver, DSS receiver, DVD player and surround speaker system with Sub-Woofer
- Wet bar with granite countertop, refrigerator, icemaker & stainless steel sink
- Stainless steel framed sliding door to Aft Deck with retractable screen
- Window, tinted, tempered safety glass
- Halogen lighting
- End table with lamp
- Digital room temperature control
- Accent indirect lighting in Soffit port & starboard

Dining

Located forward of the Main Salon and across from the wet bar is the formal Dining with seating up to eight. The forward bulkhead features a built-in Mahogany wood buffet with multiple drawers & cabinets.

- Custom dining table with eight chairs
- Buffet for china & crystal storage
- Halogen lighting & accent lighting

Galley

Up three steps to port is the Galley open to the Pilothouse forward. All the appliances are full-size and stainless steel. There is a generous amount of storage cabinets and drawers. There is a small flat screen television to port and this area is spacious and open with the settee/dinette. With the Pilothouse forward, there are large windows for great visibility underway or dockside.

- Fully-equipped Galley with stainless steel full-size range with convection oven
- Side-by-side refrigerator with ice and water dispenser
- Dishwasher
- Microwave oven
- Trash compactor
- Double sink with single lever faucet, On-Demand hot water

- Disposal
- Granite countertops
- Flat screen TV
- Digital room temperature control
- Accent lighting
- Satin finish Mahogany cabinets

Day Head

- Located across from Galley to starboard side
- Designer wall coverings
- Marble tile flooring
- Vanity with sink & marble countertop
- Jet type marine toilet
- Mirror
- Air conditioning outlet
- Powered ventilation
- Premium towel set

Pilothouse & Dinette

Located forward and open to the Galley the "L-shaped" raised settee has a wood tabletop. Two Stidd leather chairs with matching leather finish settee. The large console houses all the necessary Hi-Resolution flat screens for navigation systems, monitoring, security, communication and back-up systems. The great exterior visibility of this area combined with immediate port & starboard deck access makes the Pilothouse very useful for owners and their guests while underway.

- MTU Electronic Engine instruments
- MTU controls
- AC Distribution Panel
- ACR Spotlight
- Satellite phone
- Panasonic phone system with cell, satellite and land modem
- Stidd helm and companion chair
- Sliding Pantograph doors port & starboard
- Retractable screens on doors
- (2) Chart drawers
- Stairway to lower level accommodations
- Stairs to Flybridge
- Raised settee with leather upholstery and built-in drawer storage
- Custom table

- Stereo speakers connected to main system with volume control
- Weather Channel
- Satellite Service
- Heavy-duty windshield wipers/washers with intermittent operation
- Windshield Defog System

Master Stateroom

The Master Suite is of the size found on a much larger yacht. Located amidship, this full-beam Master Suite is spacious with his and hers closets and ample drawer, storage and bookshelf space. The suite also includes a lighted "make-up" vanity port side. The four large stainless steel framed portholes provide the room with abundant natural light. Other features of the suite include indirect rope lighting, plush carpeting and a large flat screen TV. A unique feature on the 85' Pacific Mariner is the separate stairwell to the segregated Master Suite. A full-size washer/dryer is located at the staircase landing, just forward of the entrance to the Master Stateroom.

- Large full-beam suite with separate private stairwell
- King size berth
- Nightstands with drawer storage
- Designer spread & throw pillows
- 30" Flat screen TV with DVD & DSS receiver
- Stereo system
- Built-in dresser & makeup vanity
- Built-in dresser starboard
- Custom bookshelves
- Custom desk with bookshelves, storage and chair
- (2) Cedar-lined hanging lockers
- Stacked washer/dryer just forward of Master Suite entrance foyer

Master Head

The en-suite head is forward to port and features an oval-shaped tub and an over-sized frameless shower. The Mahogany wood vanity has two sinks, granite countertop and mirrored medicine cabinets above. A large porthole allows for plenty of light and the floor is marble with inlay.

- Marble countertop with two sinks
- Marble tile flooring and shower
- Towel storage cabinet
- 5' Therapeutic Bubbler top Pressure balanced shower valve
- Tempered glass shower door
- Mirrored vanity with storage

- Opening port light with screen

VIP Stateroom / Forward

Located all the way forward and accessed via the Pilothouse stairway, this guest suite consists of a centerline queen berth. Like all staterooms, there is a large cedar-lined hanging locker, with abundant drawers as well as a private ensuite head. This forward suite has an exceptional amount of light with two large portholes and the overhead escape hatch. As in every stateroom, there is a flat screen TV, stereo and DVD player.

- Queen size berth
- Designer spread & throw pillows
- Built-in drawers under berth
- 20" Flat screen TV/DVD
- Stereo with remote control
- (2) Swing arm reading lights
- Telephone
- Ventilation hatch above berth with screen and privacy cover

VIP Head / Forward

- Marble countertop
- Mirrored vanity with storage
- Powered ventilation
- Marble tile flooring

VIP Stateroom / Midship

This second stateroom is located towards midship and features a queen berth athwartship to starboard, a private head with marble flooring. Entertainment is provided with stereo and flat screen TV. There is a large cedar-lined hanging locker, plush carpeting, indirect lights and over a dozen drawers. This suite is also accessed via the Pilothouse stairway forward.

- Queen size berth
- Designer spread & throw pillows
- Built-in drawers under berth
- 13" Flat Screen TV/DVD
- Stereo with CD player with remote control
- (2) Swing arm reading lights
- Cedar-lined, lighted hanging locker

VIP Head / Midship

- Marble countertop with Kohler sinks
- Mirrored vanity with storage
- Powered ventilation
- Marble tile flooring

Guest Stateroom / Twin

Being accessed via the Pilothouse, this port side midship stateroom offers twin berths and a complete en-suite head with separate shower. A large hanging locker, ample storage drawers and flat screen TV.

- Twin size berths
- Custom designer spread & throw pillows
- 15" Flat Screen TV
- Stereo with CD player & remote control
- Cedar-lined lighted hanging locker
- Built-in drawers under berths
- Reading lights

Guest Head

- Marble countertop with Kohler sink
- Mirrored vanity with storage
- Marble tile flooring

Captain's Stateroom

Located all the way aft (under the Aft Deck area) the Captain's stateroom is accessed from the transom door and to starboard of the Crew's Lounge. This cabin features a double berth, hanging locker, a large porthole, drawers and a private access to the head compartment forward.

- Queen size berth
- Cedar-lined lighted hanging locker
- Built-in drawers under berth

Crew Quarters / Lounge

Accessed from the Swim Platform via the transom door, to port and features a crew

galley with sink, microwave oven, small refrigerator and full-size refrigerator/freezer, flat screen TV and stereo. There is a large settee all the way port side that can be used as an additional berth. An additional set of full-size stacked washer/dryer is also in the Crew's Lounge.

- Parts storage cabinet
- Access to Engine Room
- Flat screen TV/DVD & DSS receiver
- Systems monitor
- Simrad digital repeater
- Refrigerator & freezer
- Settee converts to Pullman berth
- Stereo system
- Washer/Dryer

Electronics

- Glass Bridge with (3) flat screen monitors
- Furuno Navnet Black Box radar with repeater on Flybridge
- Furuno Navnet Black Box color depth sounder
- CPU with Nobeltec Visual Navigation Suite
- Touch Screen Systems monitor
- ICOM M602 VHF radio
- SAT Phone
- Simrad digital depth, speed and wind gauges
- Naiad Multi Sea II Stabilizer controls
- (7) DSS Receivers
- NAIAD Bow thruster control
- Simrad autopilot

Main Deck

- 2400Lb. windlass with warping capstans
- (2) 110Lb. stainless steel anchors 300' high test chain each
- Stainless steel anchor mount
- Kahlenberg horn
- Windshield system tempered safety glass frameless flush design
- Stainless steel bow, spring and stern cleats
- Walk-around side decks

Swim Platform

- Boarding platform
- Stainless steel swim ladder
- Popup stainless steel cleats on Swim Platform
- Stainless steel staple rails
- Hot & cold shower
- Stairways to Aft Deck
- Transom door to Crew Quarters/Lazarette area
- Storage locker
- Underwater lights in Swim Platform

Flybridge

- Factory hardtop
- (3) Sets of MTU engine control stations
- Premium electronics package with Furuno Navnet repeaters, Autopilot remote, ICOM M602 VHF radio, bow thruster controls, Simrad digital depth and speed gauges
- Electric BBQ grill
- Refrigerator with icemaker
- Stidd chairs
- Stainless steel steering wheel
- 1700Lb. Nautical Structures hydraulic davit with power booming and rotation
- Upholstered lounges p&s
- Stairs to Aft Deck
- Life raft

Electrical Equipment

- Northern Lights 33kW generator with PTO for bow thruster
- Northern Lights 25kW generator
- 4800Watt inverter with built-in charger
- (2) Shore power inlets, 100AMPS each
- (2) Glendenning Cablemaster
- Shore power cords
- 24 VDC System with digital amp and voltmeters
- 12 VDC System with DCDC converter, 12 VDC distribution panel, back-lit labels, digital amp and voltmeters
- Battery chargers, 12 and 24 VDC
- Bonding system
- 24 VDC Engine Room ventilation
- 24 VDC bilge pumps with float switches
- 120/240 VAC distribution panel in Crew Quarters

- Systems monitor
- 8D Gel cell batteries

Engine Room & Mechanical Equipment

- Twin MTU 10V2000 1500HP Diesel engines
- Stainless steel exhaust elbows
- Dual Racor fuel filters for engines
- Naiad stabilizers Multisea II
- Naiad 38HP hydraulic bow thruster
- Propellers 5-blade Nibral NC machined
- Dripless shaft seals with crossover plumbing
- Struts, heavy duty bronze with rubber cutlass bearings
- Cast bronze rudders with stainless steel posts
- Dripless seals for rudders
- Generator and main engine sea strainers
- Oil change system for engines and generator
- Delta-T Engine Room demister with 24V fans
- Dockside water connection with pressure reducing valve
- Fresh water outlet in Engine Room (hot & cold)
- Fresh water wash-down on Foredeck, Flybridge and stern Deck
- Sea Recovery Watermaker 1400 GPD with UV filter, commercial filters, and auto flush
- Headhunter Waste Treatment System
- Fuel tanks aluminum coated with Imron

Remarks

"First Light" is the 12th 85' Pacific Mariner launched in 2008 with a Hull design by the world-renowned Bill Garden. This is the same Hull design Westport uses in the construction of the 130 and 40 Meter Series. Garden's design delivers great performance, excellent fuel efficiency and perfect Bahamas-friendly shallow draft. Easy to maintain with a light crew, this American built "pocket yacht" lives like a 100' plus platform and is unequaled in her class.

Exclusions

"First Light" is a registered name and does not convey. Exclusions are to include but are not limited to, all owner's personal items. A detailed list of exclusions will be provided at the time of sale, upon written request.

Exclusions

Owner's personal belongings.

Disclaimer


The Company offers the details of this vessel or yacht in good faith but cannot guarantee or warrant the accuracy of this information nor warrant the condition of the vessel. A buyer should instruct his representatives, agents, or his surveyors, to investigate such details as the buyer desires validated. This vessel or yacht is offered subject to prior sale, price change, or withdrawal without notice.

PHOTOS


Aft Deck



Aft Deck




Salon



Salon




Salon



Salon



Salon Bar



Salon Bar



Dining



Dining



Dining



Day Head




Galley




Galley



Pilothouse



Pilothouse



Helm




Pilothouse Seating



Master Stateroom




Master Stateroom



Master Stateroom - Dresser




Master Head




Master Head



Master Head - Hot Tub




VIP Stateroom - Forward



VIP Head - Forward




Guest Stateroom - Port



Guest Head - Port




Guest Stateroom - Starboard



Guest Head - Starboard



Crew Quarters



Crew Quarters




Crew Quarters



Crew Quarters




Bow



Bow




Flybridge Helm



Flybridge



Flybridge - Hot Tub



Flybridge - Bar



Walk-Around Deck



Engine Room




Engine Room



Engine Room



Engine Room



CONTACTS

Andrey Shestakov, leading yacht broker of the sales department of Shestakov Yacht Sales Inc. Shestakov Yacht Sales Inc., the official representative of the Miami/Fort Lauderdale FL headquarters.

Contact details

Email: **andrey@shestakovyachtsales.com**

Web: shestakovyachtsales.com/en/

Telephones

USA: **+1(954)274-4435**

Office hours

Monday – Saturday: **9:00 - 21:00** EDT

Sunday: **closed**

Address



Harbour Towne Marina, 850 NE 3rd St, STE 213, Dania, FL 33004