

## LIL' BLUE — RIVA



**Builder:** RIVA

**Year Built:** 2018

**Model:** Cruiser

**Price:** PRICE ON APPLICATION

**Location:** United States

**LOA:** 38' 11" (11.86m)

**Beam:** 11' 5" (3.48m)

**Max Draft:** 3' 9" (1.14m)

**Cruise Speed:** 31 Kts. (36 MPH)

**Max Speed:** 40 Kts. (46 MPH)

Our experienced yacht broker, Andrey Shestakov, will help you choose and buy a yacht that best suits your needs **LIL' BLUE — RIVA** from **our catalogue**. Presently, at **Shestakov Yacht Sales Inc.**, we have a wide variety of yachts available on **our sale's list**. We also work in close contact with all the big **yacht manufacturers** from all over the world.

If you would like to buy a yacht **LIL' BLUE — RIVA** or would like help answering any questions concerning purchasing, selling or chartering a yacht, please call **+1(954)274-4435**

# TABLE OF CONTENTS

---

TABLE OF CONTENTS	2
SPECIFICATIONS	4
Overview	4
Basic Information	4
Dimensions	4
Speed, Capacities and Weight	4
Accommodations	5
Hull and Deck Information	5
Engine Information	5
DETAILED INFORMATION	6
Overview	6
Factory Options	6
Hull and Deck Equipment	6
Hatches and Windows	7
Cockpit	7
Helm Station	7
Galley	8
Dinette	8
Day Head	8
Engine Room	9
Systems	9
Electrical Equipment	9
Safety Equipment	9
Exclusions	9
Disclaimer	9
PHOTOS	11
CONTACTS	15
Contact details	15

---

Telephones	15
Office hours	15
Address	15

---

# SPECIFICATIONS

---

## Overview

---

The magnificent Rivamare 38 combines style and charm with the most cutting-edge technologies. The attention to every detail together with a level of comfort and space is rarely seen in boats this size. Her sophistication and sleek lines are responsible for her seductive and sporty look. The boat's profile has a distinctive double-curved laminated crystal window at the level of the cabin. The most eye-catching feature on the deck is the windscreen, consisting of 5 double-curved, laminated crystal glass sections set in a stainless-steel frame. LIL' BLUE is in pristine condition and ready for her next owner!

## Basic Information

---

**Category:** Cruiser

**Sub Category:** Cabin Cruiser

**Model Year:** 2018

**Year Built:** 2018

**Country:** United States

**Vessel Top:** Open

**Cockpit:** Yes

## Dimensions

---

**LOA:** 38' 11" (11.86m)

**LWL:** 33' 1" (10.08m)

**Beam:** 11' 5" (3.48m)

**Max Draft:** 3' 9" (1.14m)

## Speed, Capacities and Weight

---

**Cruise Speed:** 31 Kts. (36 MPH)

**Cruise Speed Range:** 280

**Max Speed:** 40 Kts. (46 MPH)

**Displacement:** 25353 Pounds

**Water Capacity:** 87 Gallons

**Fuel Capacity:** 264 Gallons

---

## Accommodations

---

**Total Cabins:** 1

**Sleeps:** 2

---

## Hull and Deck Information

---

**Hull Material:** Composite

**Hull Configuration:** Deep Vee

**Hull Color:** Shark Grey

---

## Engine Information

---

**Engines:** 2

**Manufacturer:** Volvo Penta

**Model:** D6

**Engine Type:** Inboard

**Fuel Type:** Diesel

---

# DETAILED INFORMATION

---

## Overview

---

Sleek, stylish, sophisticated Riva. LIL' BLUE, the beautiful 2018 38 Rivamare is ready for a new owner and is in pristine condition, priced to sell. Her windscreen, by far the most eye-catching feature, consists of 5 double-curved, laminated crystal glass sections set in a stainless-steel frame. With her gyro stabilizers, low hours, and near-new condition; she makes an excellent choice for an owner who appreciates the style, quality, and craftsmanship of Riva. Built for the American market - US spec. Bring all offers!

## Factory Options

---

Metallic version – Shark Grey hull color Electric blinds for lower deck dinette (side Venetian blinds and roof light blind) Up-down table for lower deck dinette with cushions to complete dinette Version in gloss varnish mahogany Exterior upholstery ice white stbd Maple-seamed mahogany in cockpit and central walkway towards the stern with anti-slip/ gloss varnish Transport hood 4 x HP electric bow thruster Side underwater lights (2 per side) - white Underwater lights on transom (pair of lights) with indirect LED lighting in rub rail zone Installation of fiberglass sea bob/storage compartment (starboard) Seakeeper NG5 gyroscopic stabilizer Automatic Trim System Autopilot integrated in navigation system with driving mode joystick system upgrade (from standard docking mode joystick system) Wired remote control with bow digital chain counter Pilot station monitor: 16" upgrade (from Std 7") Premium Sound Pack: upgrade of 2 x cockpit speakers (4 x total) and upgrade to HQ TV in lower deck dinette, 32", with terrestrial aerial, DVD/Blu-ray player and Apple TV Pilot seat feet rest bar Lower deck air conditioning Onan 6kW generator Shore power socket 50A - 120/240V Galvanic isolator 50A Microwave oven 60Hz Ice maker 60Hz VHF Garmin in main helm

## Hull and Deck Equipment

---

Access to the swimming platform with fiberglass steps covered in anti-slip painted mahogany and stainless-steel edge Adjustable searchlight in chromed brass on windshield Aft sundeck handrail in solid glossy painted mahogany, with 2 x polished stainless-steel ends Bow watertight bulkhead Central and lateral fiberglass hatches upholstered for sunshade storage Concealed stainless-steel manual swimming ladder on stern hatch Details in glossy painted mahogany Drainage scuppers Electric anchor winch 1000 W 12V with control from the helm station and bow control Electro-hydraulic stern fiberglass hatch laid in mahogany inside, to create a beach area 2 x Fiberglass hatch for aft storage area Fiberglass deck with Ice White gloss gelcoat and mahogany Fiberglass forepeak inspection hatches Fiberglass hull with Ice White gloss gelcoat Fiberglass stern platform covered in anti-slip painted mahogany Flagpole Fresh-

water chrome inlet Fuel chrome inlet Horizontal stainless-steel handrail on the stern hatch stair Horn covered with a vintage-style chrome-plated aluminum cover and mahogany flag pole at bow Hull antifouling coating 3 x Led lights on stern hatch steps and 3 x deck steps Painted boot stripe 2 x Polished stainless-steel air inlet covers Polished stainless-steel bow defense with integrated hawse 2 x Removable and foldable cushion to be used to open stern hatch 6 x Removable fender hooks Side rub rail in solid mahogany Stainless-steel anchor 15 Kg with 50 m ø 8 mm galvanized steel chain Stainless-steel bow fairlead 8 x Stainless-steel buckle for fender holder pins Stainless-steel cleats: 2 x bow, 2 x midship and 2 x stern Stainless-steel deck accessories Stainless-steel rub rail Stern compartment with hatch housing shore electric supply (port side) Stern compartment with shower unit and mixer tap (stbd side) Stern sun pad with upholstered cushions with plexiglass glass holders VHF antenna

## Hatches and Windows

Access hatch in the cockpit for technical and systems area Curved laminated glasses with stainless-steel frame on the bow deck Fiberglass sliding access door to lower deck with lock Lateral laminated glass windows Stainless-steel and laminated curved glass windshield

## Cockpit

Concealed electro-hydraulic fabric sunshade with stainless-steel bows; applicable transparent canvases, 1 x front, 2 x lateral Cover for copilot seat furniture Cover for pilot seat furniture Cover for table Cover from windscreen to stern with possibility to access cockpit Fiberglass copilot seat furniture with integrated ice basin and rubbish recycling drawer Fiberglass pilot seat furniture with integrated washbasin, cold water tap, Corian plate, drawer fridge 35-liter and bar drawer Fiberglass flooring with non-slip surface Fire extinguisher 2 x Hatches with electric pistons for engine inspection under sun pad 5 x Led spotlights Living area with sofa with upholstered cushions, underneath storage for life raft and shoe storage drawer Self-draining cockpit 2 x Stainless-steel handrail wheelhouse area with mahogany insert Stainless-steel table with glossy coated mahogany folding top with plexiglass glass holders 2 x Watertight loudspeakers connected to the Hi-Fi system

## Helm Station

Dashboard cover Emergency activation/shutoff panel in "shutdown" unit (engines, generator and extractors shut down in the engine room) with cylinder status gauge Engine and trim electronic controls Engine oil pressure gauge Engine rev counter Engine room high-temperature acoustic alarm Engine water temperature gauge Fiberglass flooring with non-slip surface Glass Cockpit with function: GPS antenna,

chart plotter, depth sounder, engine monitoring, fuel consumption, trim & interceptors, helm, level water tank and fuel tank and control audio system Object holder with mahogany bottom on the right Removable navigation light mast and anchor light 3 x Upholstered seat with manually folding seat, padded headrest USB socket 12V Varnished fiberglass helm station with carbon panels and upholstered areas with covered steering wheel, magnetic compass, various controls and alarm lights VHF radiotelephone with DSC

---

## Galley

---

Bulkheads in wood Carpet flooring Corian worktop concealed in the unit with incorporated wash basin and foldable mixer tap Electric outlet 230 V Fridge 65 liter Furniture in wood with on the top, shelves equipped for dishes, glasses and coffee machine, on the bottom, the electrical panel Glass ceramic cooking top concealed Lacquered ceiling Led spotlights Microwave oven Plexiglass hatch on ceiling Stainless-steel handrail and wood stairs with stainless-steel edge, lacquered steps with indirect strips led to access the below deck Wood furniture with indirect led light and wall units in wood

---

## Dinette

---

Bow bulkhead in mirror Bulkheads and furniture in wood or lacquering Carpeted flooring 2 x Curtain manual ceiling with shielded / blackout function to the glass on the deck and led panel in the middle 3 x Cushions 40 x 40 cm Drawer under the sofa Electric outlet 230 V Fire extinguisher Hi-Fi system connected to loudspeakers in cockpit Lacquered and upholstered ceiling Lacquered locker Lateral glass housing with Venetian blinds and indirect strips led Leather upholstered V-sofa 2 x Loudspeaker connected to the Hi-Fi system Stainless-steel handrail with mahogany insert Storage area under the sofa and under the floor

---

## Day Head

---

Bathroom accessories (towel rail, soap dispenser, bathrobe hangers, toilet paper holder, toilet brush holder and glass for toothbrushes) Black water tank level indicator integrated into the toilet control panel Bulkheads and furniture in wood or lacquering Corian sink with mixer tap Electric ceramic toilet/bidet Electric extractor Electric outlet 230 V Lacquered ceiling Lacquered locker with mirror Lateral glass housing with Venetian blind Led spotlights Mirror Plexiglass hatch on ceiling 2 x Set of towels Shower cubicle separated by glass door with polished stainless-steel frame and Corian shower floor Washbasin top in Corian Wooden floor Wooden cabinet under washbasin



---

## Engine Room

---

2 x Air inlets Electric outlet 230v Engine room and technical area temperature alarm sensor Fuel tank 1000 liter with visual level Fuel-water separator filters with alarm Light alloy antiskid flooring Lighting 12v Water-on-board alarm sensor

---

## Systems

---

Air extraction system in the engine room with 2 x electric fans 2 x Automatic extinguisher FM200 in engine room and in systems room with external control Bilge discharge system with 3 x manually and automatically controlled immersed electro-pumps and one manual pump for emergency operation Blackwater discharge system with a 38-liter holding tank and pump Chain freshwater washing system Device for remote closure of the engine and generator fuel supply valves controlled by the firefighting system Engine cooling with seawater Freshwater system autoclave with electronic control 12 V Freshwater PE tank 330 liter Freshwater system Grey water discharge system with a 42lt holding tank and pump Hot water system with 30-liter boiler Trim tabs system (intruders) Valves and electro-valves fuel interception for engines and generator WC system with fresh water flush

---

## Electrical Equipment

---

230 v outlets in various areas Automatic battery charger Auxiliary service battery set Battery switches, services and engines Bonding system with porous copper plate Cathodic protection with zinc anodes Engine battery set Generator 4,0 kW 230 V 50Hz with soundproof box, exhaust gas and cooling water separator Lighting 12 V Manual battery switch for generator Panel switches Parallel battery for engine start-up Parallel battery for service/auxiliary service Service battery set Shore power connection 32 A 230 V 50Hz with cable Tanks level monitoring (fuel and fresh water) USB socket 12V in wheelhouse and lower deck area

---

## Safety Equipment

---

Illuminated buoy 8 x Inflatable life jacket 2 x Life raft 4-people Life ring with rope

---

## Exclusions

---

Owner's personal belongings.

---

## Disclaimer


---

The Company offers the details of this vessel or yacht in good faith but cannot guarantee or warrant the accuracy of this information nor warrant the condition of the vessel. A buyer should instruct his representatives, agents, or his surveyors, to investigate such details as the buyer desires validated. This vessel or yacht is offered subject to prior sale, price change, or withdrawal without notice.







---


# PHOTOS

---









# CONTACTS

---

Andrey Shestakov, leading yacht broker of the sales department of Shestakov Yacht Sales Inc. Shestakov Yacht Sales Inc., the official representative of the Miami/Fort Lauderdale FL headquarters.

## Contact details

---

Email: **andrey@shestakovyachtsales.com**

Web: [shestakovyachtsales.com/en/](https://shestakovyachtsales.com/en/)

## Telephones

---

USA: **+1(954)274-4435**

## Office hours

---

Monday – Saturday: **9:00 - 21:00** EDT

Sunday: **closed**

## Address

---



Harbour Towne Marina, 850 NE 3rd St, STE 213, Dania, FL 33004