

## LA BELLE SHESH — FAIRLINE



**Судостроитель:** FAIRLINE

**Год постройки:** 2008

**Модель:** Моторная яхта

**Цена:** ЦЕНА ЯХТЫ ПО ЗАПРОСУ

**Местонахождение:** United States

**Длина общая:** 78' 0" (23.77m)

**Ширина:** 18' 8" (5.69m)

**Мин. осадка:** 5' 3" (1.60m)

**Макс. осадка:** 5' 5" (1.65m)

**Крейс. скорость:** 25 Kts. (29 MPH)

**Макс. скорость:** 30 Kts. (35 MPH)

Купить **La Belle Shesh — FAIRLINE** а также выбрать подходящую вам яхту из нашего **каталога яхт** вам поможет опытный яхтенный брокер Андрей Шестаков. На сегодняшний день компания **Shestakov Yacht Sales Inc.** имеет большое количество яхт в **собственном списке продаж**, а также тесно сотрудничает со всеми крупными **яхтенными производителями** по всему миру.

Для того чтобы купить яхту **La Belle Shesh — FAIRLINE** а также проконсультироваться по любому вопросу связанному с покупкой, продажей, чартером яхт позвоните по телефону **+7(918)465-66-44**.

# ОГЛАВЛЕНИЕ

---

ОГЛАВЛЕНИЕ	2
ХАРАКТЕРИСТИКИ	4
Обзор	4
Основная информация	4
Размеры	4
Скорость, вместимость и масса	5
Размещение	5
Корпус и палуба	5
Информация о двигателе	5
ПОДРОБНОЕ ОПИСАНИЕ	6
Overview	6
Aft Deck	6
Salon	6
Dining	7
Galley	7
Breakfast Bar Area	7
Lower Helm	7
Centerline Companionway	8
VIP Stateroom	8
VIP Head	8
Master Stateroom	9
Master Head	9
Port Guest Stateroom	10
Starboard Guest Stateroom	10
Guest Head	10
Foredeck	11
Flybridge Helm	11
Flybridge Deck Equipment	11

---

Boat Deck Equipment	11
Crew Cabin	12
Crew Head	12
Lazarette	12
Engine Room	12
Electrical System	13
Construction	13
Tender	13
Remarks	13
Исключения	14
Отказ от ответственности	14
ФОТОГРАФИИ	15
КОНТАКТЫ	21
Контактная информация	21
Телефоны	21
Время работы	21
Адрес	21

---

# ХАРАКТЕРИСТИКИ

## Обзор

"La Belle Shesh" is equipped for relaxing and entertaining on a grand scale. Her huge and commanding flybridge gives the first clue to this remarkable yacht's sociable intentions.

Large, spacious entertaining areas are in evidence throughout the extensive salon and upper deck areas, through to the private staterooms, where light and space are combined to stunning effect. All are created using only the very finest materials, including exotic woods, hand-selected granite work surfaces and state-of-the-art design features.

Four grand private staterooms combine light and space to stunning effect and as you move through the large, spacious entertaining areas you start to appreciate the wealth of well-considered features.

## Основная информация

<b>Тип судна:</b> Моторная яхта	<b>Подкатегория:</b> Flybridge
<b>Модельный год:</b> 2010	<b>Год постройки:</b> 2008
<b>Страна:</b> United States	<b>Верх:</b> Open W/Bimini Top
<b>Открытая палуба мостика:</b> Да	

## Размеры

<b>Длина общая:</b> 78' 0" (23.77m)	<b>Длина по ватерлинии:</b> 69' 5" (21.16m)
<b>Длина палубы:</b> 78' 0" (23.77m)	<b>Ширина:</b> 18' 8" (5.69m)
<b>Мин. осадка:</b> 5' 3" (1.60m)	<b>Макс. осадка:</b> 5' 5" (1.65m)
<b>Трапы:</b> 21' 6" (6.55m)	

## Скорость, вместимость и масса

---

<b>Крейс. скорость:</b> 25 Kts. (29 MPH)	<b>Макс. скорость:</b> 30 Kts. (35 MPH)
<b>Чистый вес:</b> 51 Pounds	<b>Вместимость воды:</b> 333 Gallons
<b>Вместимость сточного бака:</b> 100 Gallons	<b>Объем топливного бака:</b> 1557 Gallons

## Размещение

---

<b>Всего кают:</b> 4	<b>Спальные места:</b> 9
<b>Всего ком. состава:</b> 3	<b>Каюта капитана:</b> Да
<b>Каюты экипажа:</b> 1	<b>Койки экипажа:</b> 2
<b>Спальных мест экипажа:</b> 2	

## Корпус и палуба

---

<b>Материал корпуса:</b> Fiberglass	<b>Материал палубы:</b> Teak
<b>Комплектация корпуса:</b> Deep Vee	<b>Дизайнер корпуса:</b> B. Olesinski
<b>Дизайнер экстерьера:</b> Fairline	<b>Дизайнер интерьера:</b> Fairline

## Информация о двигателе

---

<b>Двигатели:</b> 2	<b>Производитель:</b> CAT
<b>Модель:</b> C32	<b>Тип двигателя:</b> Inboard
<b>Тип топлива:</b> Diesel	

# ПОДРОБНОЕ ОПИСАНИЕ

---

## Overview

---

"La Belle Shesh" is equipped for relaxing and entertaining on a grand scale. Her huge and commanding flybridge gives the first clue to this remarkable yacht's sociable intentions.

Large, spacious entertaining areas are in evidence throughout the extensive salon and upper deck areas, through to the private staterooms, where light and space are combined to stunning effect. All are created using only the very finest materials, including exotic woods, hand-selected granite work surfaces and state-of-the-art design features.

Four grand private staterooms combine light and space to stunning effect and as you move through the large, spacious entertaining areas you start to appreciate the wealth of well-considered features.

## Aft Deck

---

Large expandable teak table Five (5) aluminium folding chairs with cushions Teak cap rail on stainless steel stanchions Recessed storage cabinets Lewmar warping windlasses, port and starboard Blue LED courtesy lights port and starboard Fairleads and stern cleats port and starboard Rope lockers port and starboard Port side wash down fitting Port side dock side water connection Seven (7) teak steps to Flybridge with stainless steel hand rail Teak and stainless steel cabinet with ice maker inside beneath flybridge stairs. Double sliding salon entry doors Plugin controls for hydraulic swim platform Cablemaster controls Light switches for overhead, courtesy and underwater lights Transom door to starboard, power operated Besenzoni passarelle Cabinet with fuel shutoffs, engine and generators, Sea Fire controls for Engine Room, Whale hand bilge pump, battery isolator switches Two (2) BOSE overhead speakers Ten (10) overhead recessed lights Teak over fiberglass integral swim platform Teak over fiberglass TNT hydraulic swim platform Stainless steel grab rails, port and starboard at transom Two (2) large stern cleats Swim Platform hot and cold shower Transom door to Crew/Engine Room area Garage door to storage area (was for tender) Keypad w/ security code for transom door and garage Two (2) teak steps to swim platform Stainless steel hoop rails on transom Fixed chocks on Hydraulic platform for RIB tender Overhead teak hand rail Two (2) step boarding ladder fits port and starboard Wireless remote control for throttles and clutches Teak over fiberglass decking

## Salon

---

The salon is entered via twin stainless steel sliding doors on centerline with twin fixed sidelights making the entire aft bulkhead glass. Full drapes cover them as needed. Immediately to port is a two person loveseat upholstered in sandstone leather. A built in high gloss teak end table with a small table lamp is in the aft corner. Next forward, facing the centerline is a matching L shaped leather sofa. The coffee table is african cherry wood with huge storage. To starboard starting aft are two access panels for TV equipment. Next forward is a satin maple cabinet for bar ware. Further forward is a 50" Samsung TV that can be viewed in the down position, or at the touch of a button, it raises above the counter top. Next forward is a matching satin maple glass ware cabinet. Further forward is a glass front bar cabinet for liquor storage. Above the salon are 14 halogen mini spots. The sole is carpet Both side windows are covered with wooden mini blinds.

---

## Dining

---

Up one step to starboard is a high gloss African cherry wood expandable table with a sandstone leather sofa. Outboard is a large side window covered with wooden mini blinds. The main electric panel is also in this area. Above are 6 DC mini spots. A wood plank sole. The open Galley is to port.

---

## Galley

---

A center island separates the galley from the centerline companionway. The galley is "U" shaped and includes the following equipment: Wood plank sole Island with slide-out cabinets for dish storage Three (3) dedicated lights over island Whirlpool stainless steel dual microwave and oven Miele dishwasher Trash compactor Three (3) subzero refrigerator drawers One (1) subzero freezer drawer Undermount stainless steel sink with prep area Pull out trash bin Pull out storage shelves behind high gloss teak doors Black granite counter top Whirlpool 4-burner ceran-top cook top Whirlpool galley vent with work light Side window with blind

---

## Breakfast Bar Area

---

One step up forward of the galley is a wood sole with an entry door to the port side deck area. A wrap around granite counter top with two (2) freezer doors underneath Two (2) stools with an excellent forward through the windshield. There are three (3) DC overhead lights above. The lower helm is to starboard.

---

## Lower Helm

---

Wood and leather tilt steering wheel Garmin GPS Map 7612 Garmin GPS Map 7608 XSV

VHF radio with Garmin remote speaker Garmin speed depth log ACR Spotlight Master volt battery monitor Two (2) master Seakeeper controls Sea Fire engine override system 12 volt accessory outlet Side power integrated bow/stern thruster Key start/stop switches Lewmar chain counter ZF electronic engine controls Windlass switches Master volt inverter control Wiper controls Battery parallel switch Five (5) lighted bilge pump switches Small LCD engine displays Analog VDO engine gauges at flip up (electric) panel Two (2) VDO fuel gauges VDO water tank gauge Two (2) water maker remote panels Small glove box Key switches for two (2) black water discharge pumps Two (2) chocolate leather Recaro helm seats on teak pedestals Three (3) overhead DC lights 5" Danforth magnetic compass Four (4) AC vents Side deck panograph door

---

## Centerline Companionway

---

The centerline companionway leads to all four staterooms. Five carpeted steps with a handrail lead to below. The windshield above allows lots of natural light into the area. At the bottom of the steps, one can go forward into the VIP stateroom, port into the port twin guest stateroom, starboard into the starboard twin guest stateroom, or aft and down three steps to the master suite. A hidden curved door into the port side head allows it to serve as a day head as well as the head for both twin staterooms.

---

## VIP Stateroom

---

All the way forward is the spacious VIP stateroom. Centerline is a queen size berth with an upholstered headboard and two reading lights affixed to the forward teak high gloss bulkhead. Port and starboard built in shelves serve as night stands. Carpeted steps make access to the berth easy. There are four drawers facing aft at the foot of the berth. To both port and starboard above the shelves are two opening stainless steel Trend portholes behind wooden mini blinds. Under the shelves are four (4) opening lockers, BOSE stereo Flat screen TV Aft to port and starboard is a full size, auto lit hanging locker. The sole has a hatch to the bow thruster. Above are twin deck hatches with sliding screens, a digital AC control, and seven (7) halogen mini spots. One step aft and down is the private entrance to the VIP head.

---

## VIP Head

---

The ensuite VIP head is surprisingly large. The sole is a wood laminate. The vanity has two satin maple doors below a Corian like counter above. The sink is a white china vessel type above counter top sink with a bulkhead faucet. Above is a mirror and a medicine cabinet. The stall shower has a curved clear tempered glass door, a teak grate sole, a teak bench, a rain type overhead shower fixture as well as a hand held fixture. The toilet is a vaccu-flush model. Also in the head is a storage cabinet, an extractor



fan, a Trend opening porthole with wooden mini blinds, and five (5) overhead mini spots.

---

## Master Stateroom

---

The Master Stateroom is in the center of the boat, which is the widest and quietest area of the boat. Upon entering, there is a custom king size berth on centerline facing forward. The curved aft bulkhead has a padded head board, twin reading lights, and two (2) small triangular night stands with shelves below. There are two (2) storage drawers port and two (2) starboard under the berth. Above the berth is a decorative oval mirror with the cabin's remaining headliner designed in curved patterns to add a nice decorative touch. To the port side, starting aft, is a full size door into a walk-in hanging locker with a full size dressing mirror, four (4) teak drawers, two (2) fixed Trend dead lights covered with wooden mini blinds. Next forward is a teak high gloss counter top with three (3) drawers aft, a vanity forward with a large flip-up mirrored section, and four (4) curved storage cabinets. The area can also serve as an office with a dedicated inverter outlet for a computer, a DC outlet and a stool. Above are two (2) Trend dead lights flanking a center opening porthole. All three in matching size and covered with wooden mini blinds. Towards centerline is a Samsung flat screen TV and a Sony Bluray DVD player. Below, behind a teak door, is a small Isotherm drink refrigerator. On the ceiling are two (2) BOSE speakers To starboard is a large settee with a satin maple wood end table and storage drawer. Above is a matching window treatment with three (3) portholes, the center of which opens, all behind wooden mini blinds. Aft is a door matching the walk-in closet, but leading to the master head. Also in the cabin are thirteen (13) halogen mini spots on dimmers, a carpeted sole with hatches to necessary services areas all trimmed in stainless steel and a hidden Bose sub-woofer for surround sound.

---

## Master Head

---

The Master Head extends 70% across the beam of the boat and is accessed from the starboard side. Immediately upon entry is the vanity with two (2) satin maple cabinets below with a Corian like counter top above. Two (2) white china vessel type sinks are above the counter top with bulkhead mounted faucets. Above the sinks, behind the blinds are twin stainless steel trend opening portholes. Twin beveled-edge dressing mirrors are on the aft bulkhead. The sole is wood laminate. The toilet is a vaccu-flush model and has a matching bidet adjacent. There is a large jacuzzi bathtub with shower and has two (2) body sprays as well as a hand held or wall mounted fixture. The door is a clear tempered glass hinged door with a sidelight. Above are two (2) halogen mini spots. Also in the head are five (5) halogen mini spots and an extractor fan.

---

## Port Guest Stateroom

---

The Port Guest Stateroom is entered from the forward end with the twin berths facing forward off the aft bulkhead. The inboard berth has two (2) storage drawers below.

The outboard berth has one (1) drawer. Between is a single drawer nightstand that extends to the overhead with two (2) small cabinet doors and a BOSE stereo. Further above are two open shelves and the cabin's AC vent. Each berth has a directional reading light. Pullman bunk bed Above the outboard berth are six (6) high gloss teak cabinet doors and two (2) opening stainless steel Trend portholes behind wooden blinds. At the foot of the outboard berth is a full size auto lit hanging locker. On the outside of the hanging locker is a flat screen TV. The cabin has dedicated AC controls. Also in the cabin are eight (8) halogen mini spots, two (2) Clarion speakers, and a full size dressing mirror forward. All the way forward us the entrance to the shared guest head.

---

## Starboard Guest Stateroom

---

The Starboard Guest Stateroom has twin berths. The inboard berth has two (2) storage drawers below. The outboard berth has one (1) drawer. Between is a single drawer nightstand that extends to the overhead with two (2) small cabinet doors and a BOSE Stereo. Further above are two open shelves and the cabin's AC vent. Each berth has a directional reading light. Above the outboard berth are six (6) satin maple wood cabinet doors and two (2) opening stainless steel Trend portholes behind wooden mini blinds. At the foot of the outboard berth is a full size auto lit hanging locker. There are removable sections, stored in the closet, that can fill in between the twin berths to make one queen size berth. On the outside of the hanging locker is a flat screen TV.

The cabin has dedicated AC controls. Also in the cabin are eight (8) halogen mini spots and a full size dressing mirror forward. All the way forward us the entrance to the shared guest head.

---

## Guest Head

---

The Guest Head has two (2) access doors allowing it to serve both twin guest cabins as well as the day head. This head is also surprisingly large. The sole is a wood laminate.

The vanity has two satin maple wood doors below a Corian like counter above. The sink is a white china vessel type above counter top sink with a bulkhead faucet. Above is a mirror and medicine cabinet. The stall shower has a curved clear tempered glass door, a teak grate sole, a teak bench, a rain type overhead shower fixture as well as a hand held fixture. The toilet is a vaccu-flush model. Also in the head are two storage cabinets, an extractor fan, a Trend opening porthole with wooden mini blinds, and five (5) overhead mini spots.

## Foredeck

---

Wide walk-around side decks lead to the Foredeck Stainless steel bow rails and stanchions Pennant staff at bow Lewmar all chain windlass Suncor/Delta anchor with 200' stainless steel chain rode Stainless steel anchor davit with bow roller Up and down foot switches for windlass Port and starboard deck access to anchor locker Bow fairleads forward Multiple freeing ports Dual spring line cleats Port and starboard hinged rail breaks Port and starboard hinged top storage lockers, open across entire beam below Sunbrella sun lounge cushions with cover Two (2) deck hatches to forward cabin Two (2) windshield wipers and washers Fresh water wash down at chain locker Built-in dunage boxes Overhead deck lights port and starboard Courtesy blue LED low level deck lights International navigation lights Two (2) waste deck fittings Port side entry door to galley with pantograph door Side deck engine air intakes Teak over fiberglass decks

## Flybridge Helm

---

Teak over fiberglass decks Full bridge and seating cover Plexi wind screen with venturi section Helm cover 4" magnetic compass Garmin GPS Map 7612 Garmin GPS Map 7608 XSV VHF Radio with Garmin remote speaker Garmin speed depth log Master volt battery monitor Two (2) master Seakeeper controls VDO analog engine gauges VDO rudder angle indicator Engine start/stop switches with alarms Stereo Two (2) VDO Analog fuel gauges Trim tab controls Windlass controls Horn button Lewmar chain counter Sea Fire engine shutdown override system Tilt helm wheel ZF Electronic single lever engine controls 12 volt outlet Two (2) cup holders Side power integrated bow/stern thruster controls Twin helm seat and companion seat

## Flybridge Deck Equipment

---

Hydraulic Electric Bimini top Bench seating forward with storage below, port and aft Isotherm refrigerator compressor in port seating Blue LED low level courtesy lights port and starboard "U" shaped seating aft with Sunbrella cushions and storage below to starboard Large teak hi-lo table Companionway to aft deck below with hinged fiberglass cover Wet bar to port with sink, storage locker, and electric grill, Corian counter, Isotherm cold box, Isotherm refrigerator, trash container plus canvas cover Teak over fiberglass decks

## Boat Deck Equipment

---

Stereo speakers, port and starboard PWC cradle Opacmare davit Hinged Mast with: Two (2) satellite Intellian domes Garmin radar XHD2 Four (4) courtesy lights Two (2) vertical grab rails Storage lockers Hailer speaker Nav lights Aft flag staff EV 8-

person life raft in canister Teak over fiberglass decks

---

## Crew Cabin

---

Entrance/egress aft transom with doggable door Three (3) teak trimmed entry steps Shore power and generator control panel with acrylic cover DC distribution panel Hinged Engine Room door Digital AC controls Escape hatch to aft deck with fine (5) step deployable teak and stainless steel ladder Upholstered overhead panels Nine (9) overhead halogen mini spots Two (2) emergency lights Flat screen TV Sharp microwave oven Clothes washer/dryer Two (2) single berths with upholstered keepers Storage cabinets port outboard Access to isolation transformer port Fiberglass water tank below aft berth Polypethylene waste tank below forward berth

---

## Crew Head

---

Fiberglass compartment with mica surfaces Jabsco electric marine toilet Vented blower Three (3) overhead halogen mini spots Teak sole and shower grate Tank Watch 4 waste tank monitor Tank Watch 4 discharge pump control Vanity with storage cabinet, composite top with under mount sink, faucet, and hand held shower fixture Vanity mirror Shower curtain and slide track Access panels to outboard access and Crew Laundry

---

## Lazarette

---

Black water pump and sea cock Rudders steering gear with single hydraulic steering actuator Autopilot feedback sensor Two (2) trim tab pumps Two (2) Seakeeper Gyrostabilizers Air con raw water supply pump High water alarm Side power stern thruster with hydraulic motor Compartment light TNT hydraulic platform lift pump

---

## Engine Room

---

T/CAT C-32 1625 HP diesels 2500 hrs Two (2) Seafari water makers Engine Room vent fans port and starboard Dual Racor 1000 fuel filters for each engine with vacuum gauges Two (2) Racor spin-on fuel filters for generator ZF Cruise Command junction box Hypro Marine hydraulic steering system Fresh water spigot with hose Two (2) fuel tank site gauge Fuel manifold with crossover valves High water alarm system CAT direct reading gauge panels Six (6) overhead fluorescent lights Air con raw water pump and strainer Reverso oil pump Overhead escape hatch, centerline aft Fiberglass exhaust mufflers for main engines Generator mufflers Sea Fire FM 2000 cylinder Tides Marine main engine shaft seals Stainless steel water heater 2 3/4" propeller shafts Besenzoni passarelle manual controls Central hydraulic power pack with manual pressure pump

driven off both transmissions Two (2) HRO watermakers Electric water heater  
Freshwater pump w/stainless steel accumulator tank Gas/water separation for  
generators ZF 2050-A 2.467 to 1 transmission ratio Walker Airsteps on main engines  
Two (2) Marine Air chilled water AC compressors Five (5) auto manual bilge pumps  
Sidepower hydraulic bow thruster Side power hydraulic stern thruster Coolant recovery  
bottles for main engines

## Electrical System

---

12/24 volt DC electrical system 110/220 volt AC 60 Hz electrical system Onan 21.5 KW  
generator with sound shield Onan 21.5 KW generator with sound shield Mastervolt 24  
volt 75 amp charger Mastervolt 24 volt 100 amp charger Mastervolt 12 volt 75 amp  
charger Mastervolt mass sine 24 volt 400 watt inverter Five (5) 12 volt batteries in Crew  
Head Five (5) 12 volt batteries in Forward Crew Cabin Bonding system for underwater  
fittings Isolation transformer Three (3) battery switches Fiberglass vented battery  
boxes Earth bypass switch Two (2) Glendinning 100 amp cablemasters aft Mastervolt  
battery isolators X-Act voltage regulator Main 24 volt panel with 70 DC protected  
breakers Main 12 volt panel with 20 DC protected breakers Main 110 volt panel with 30  
DC protected breakers Main 220 volt panel with 24 DC protected breakers 220 volt  
distribution panel helm with: Two (2) digital volt meters Four (4) digital amp meters  
Generator start/stop panel Key equipment switches 24 volt distribution panel at main  
helm with: Digital volt meter Digital amp meter Digital inverter amp meter Key equipment  
switches 12 volt digital volt amp

## Construction

---

Hand laid construction with unidirectional, bi-axial, and woven rovings. Deep Vee  
forward, 18 degrees deadrise aft. Full length molded spray deflectors on hull. The deck  
incorporates polyurethane foam coring for high strength and excellent thermal  
insulation. Transverse and longitudinal strengthening stringers throughout the hull.

## Tender

---

14' AB rigid bottom inflatable 75 HP Stroke Evinrude O/B with stereo VHF

## Remarks

---

The 78' Fairline Squadron has a graceful profile and a fast, stable ride with 2 Seakeeper  
stabilizers. Bottom paint and prop speed on Sept 2018

---

## Исключения

---

При продаже яхты исключаются личные вещи владельца.


---

## Отказ от ответственности

---





Компания предоставляет описание судна или яхты добросовестно, но не может гарантировать точность этой информации, а также не ручается за техническое состояние. Покупатель должен проинструктировать своих агентов или оценщиков исследовать представленную информацию более подробно, по собственному желанию. Продажа судна или яхты, изменение цены или снятие с продажи будет происходить без предварительного уведомления.

# ФОТОГРАФИИ















# КОНТАКТЫ

---

Андрей Шестаков (Andrey Shestakov) – ведущий яхтенный брокер отдела продаж яхт и судов компании Shestakov Yacht Sales Inc. Официальный представитель Shestakov Yacht Sales Inc. для русскоговорящих клиентов в центральном офисе компании в Майами/Форт Лодердейл/Флорида/США.

## Контактная информация

---

Email: **andrey@shestakovyachtsales.com**

Web: [shestakovyachtsales.com](http://shestakovyachtsales.com)

## Телефоны

---

Краснодарский край: **+7(918)465-66-44**

США, Майами, Флорида: **+1(954)274-4435**

## Время работы

---

Понедельник – Суббота: **9:00 - 21:00** EDT

Воскресенье: **Закрыто**

## Адрес

---



Harbour Towne Marina, 850 NE 3rd St, STE 213, Dania, FL 33004