

KOALA — BURGER



Судостроитель: BURGER

Год постройки: 1966

Модель: Моторная яхта

Цена: ЦЕНА ЯХТЫ ПО ЗАПРОСУ

Местонахождение: United States

Длина общая: 84' 0" (25.60m)

Ширина: 18' 6" (5.64m)

Макс. осадка: 4' 10" (1.47m)

Крейс. скорость: 17 Kts. (20 MPH)

Макс. скорость: 24 Kts. (28 MPH)

Купить **Koala — BURGER** а также выбрать подходящую вам яхту из нашего каталога яхт вам поможет опытный яхтенный брокер Андрей Шестаков. На сегодняшний день компания **Shestakov Yacht Sales Inc.** имеет большое количество яхт в собственном списке продаж, а также тесно сотрудничает со всеми крупными яхтенными производителями по всему миру.

Для того чтобы купить яхту **Koala — BURGER** а также проконсультироваться по любому вопросу связанному с покупкой, продажей, чартером яхт позвоните по телефону **+7(918)465-66-44**.

ОГЛАВЛЕНИЕ

ОГЛАВЛЕНИЕ	2
ХАРАКТЕРИСТИКИ	4
Обзор	4
Основная информация	4
Размеры	4
Скорость, вместимость и масса	4
Размещение	5
Корпус и палуба	5
Информация о двигателе	5
ПОДРОБНОЕ ОПИСАНИЕ	6
Accommodations and Walkthrough	6
Salon	6
Galley	7
Dining	7
Wheelhouse	7
Flybridge	8
Electronics	8
Foredeck	9
Aft Deck	9
Deck and Hull	10
Lazarette and Cockpit	10
Crew Quarters	11
Engine Room	11
Mechanical Equipment	11
Electrical Equipment	12
Tankage	12
Upgrades	13
Remarks	14

Исключения	14
Отказ от ответственности	14
ФОТОГРАФИИ	15
КОНТАКТЫ	32
Контактная информация	32
Телефоны	32
Время работы	32
Адрес	32

ХАРАКТЕРИСТИКИ

Обзор

Burger has always been known as an American iconic brand that sells and resells above the market competitors; **KOALA** is no exception. KOALA was designed and engineered by Jack Hargrave in 1966. Mr. Hargrave and his office produced all the naval architecture in an era when Jack was a top designer in the business. Originally a 72 Burger, her cockpit was extended, transforming her into a more versatile **86 Burger**. KOALA is considered to be ideal for charter purposes with ample room for a professional crew. The systems have been upgraded many times over the years. Her fast 24 kt performance and shallow draft under 5 feet make her great for cruising almost anywhere her Owner desires. KOALA was refitted recently with new exterior paint. She has always been captain maintained; however, her simplicity of systems and servicing are manageable for an Owner/Operator. KOALA is ready to go on her next adventure! TRADES CONSIDERED

Основная информация

Тип судна: Моторная яхта	Модельный год: 1966
Год постройки: 1966	Страна: United States
Открытая палуба мостика: Да	Кубрик: Да

Размеры

Длина общая: 84' 0" (25.60m)	Ширина: 18' 6" (5.64m)
Макс. осадка: 4' 10" (1.47m)	

Скорость, вместимость и масса

Крейс. скорость: 17 Kts. (20 MPH)	Макс. скорость: 24 Kts. (28 MPH)
Вместимость воды: 1640 Gallons	Объем топливного бака: 4200 Gallons

Размещение

Всего кают: 4

Всего ком. состава: 3

Каюта капитана: Да

Корпус и палуба

Материал корпуса: Aluminum

Информация о двигателе

Двигатели: 2

Производитель: Caterpillar

Модель: 3412

Тип двигателя: Inboard

Тип топлива: Diesel

ПОДРОБНОЕ ОПИСАНИЕ

Accommodations and Walkthrough

Sleeps six owners & guests in three staterooms aft, plus three crew in two staterooms forward.

Master and Guest Staterooms: The owners and guest accommodations are reached via a curved stairway at the port aft end of the main salon. All of these staterooms have beautiful white wooden louvered blinds (custom made by St. Augustine Marine) and proper, dogged ports with screens. Walls are painted off-white. Overheads are covered in cream ultra-suede. Carpeting throughout the lower accommodations is fern green. In addition, each stateroom has its own digital AC control, recessed Halogen lighting, large recessed 110v lighting, stereo speakers, and reading lamps over the berths. At the bottom of the stairway from the main salon and immediately aft is the full beam owners' stateroom with a California king centerline berth. On either side of the berth are built in nightstands with matching lamps. Outboard to port and starboard are built-in oak dressers with eight drawers each. Forward of the dressers on either side of the stateroom are double door, full length, cedar lined hanging lockers with louvered doors. On the forward bulkhead on either side of the door from the companionway there are oil paintings in gilded frames of small wild parrots. (Paintings have their own picture lamps). There is also a small occasional chair in the port aft corner. At the forward starboard side of the stateroom there is an en suite head with a very large shower, sink with mirror faced cabinet, and Raritan freshwater flush toilet plus an opening port with screen and wooden louvered blinds. Proceeding forward along the companionway from the master stateroom, there is a double door linen locker to starboard and forward of it, a closet for toiletries and domestic stores. On the opposite side of the companionway is the guest head with shower, sink with mirrored cabinet, and Raritan toilet. A second door leads from this head directly into the port twin berth guest stateroom. Directly opposite on the starboard side of the companionway is the second twin berth guest stateroom, nearly identical to the port stateroom but slightly smaller. Both guest staterooms have: large double door cedar lined closets, dressers with five drawers with well lit mirrors above, twin berths with two drawers under each berth, nightstands between the berths with lamps as well as matching, wall mounted reading lights.

Salon

In addition to the sliding door to the main salon, there is also a screen door which, once again, allows for natural air circulation in pleasant weather. The main salon has its original honey oak paneling, as well as beautifully matched valances and wood blinds (fabricated by St. Augustine Marine) that have been added by the present owners. The salon has been exquisitely decorated with free standing furniture. Forward and to port is an upholstered two seat sofa with a rattan end table with lamp and a black lacquer coffee table. Also here are two Rattan chairs with wooden arms done in a rope motif. Outboard to starboard are two Rattan side chairs and a hand-painted semi-oval chest of drawers. In the aft starboard corner there is a hand painted "secretary" desk. Across the forward bulkhead is a built-in oak bookcase. Under the bookcase is a T.V. in a

cabinet with pocket doors. Adjacent is a cabinet which houses the stereo, DirecTV control, and DVD / VHS player. The carpeting here and in the lower dining salon is of very high quality and is custom made with a pattern of squares running through it. The overhead is cream colored vinyl. There are three table lamps as well as ample D.C. and A.C. recessed lightning overhead, all of which add to the salon's aura of quiet elegance.

Galley

Forward of the dining salon through a swinging door and on the same level is the full width galley. This area was completely refurbished in 2002. The sole here is identical to that of the wheelhouse, varnished Bamboo, and is easy to maintain. To starboard is a built-in dinette with white corian tabletop and two upholstered bench seats. Over the forward bench seat there is a china cabinet with glassware. Opposite the dinette, outboard in the galley, is a large deep corian sink. In addition, the galley has all corian countertops, formica faced cabinets with oak trim, six oak drawers under the aft counter and the following list of appliances:

- GE Advantium Speed cook oven
- GE microwave
- Kenmore Refrigerator
- Black & Decker toaster oven/broiler
- Kenyon touch control ceramic cook top
- Miele dishwasher

As well as having large windows to port and starboard, the galley also has an overhead opening hatch with screen, three recessed 110V lights in the overhead, and four Halogen lights. The overhead is covered in formica. In addition, there are three stereo speakers here.

Dining

The dining salon retains its original honey oak cabinetry and paneling. It has a lovely varnished oak and rectangular dining table with four cushioned Rattan chairs. (Up to 6 can dine here). In the aft port corner of the dining salon is a corner cupboard. On the port side of the forward bulkhead is a recessed cupboard with shelves. In the forward starboard corner there is an "L" shaped sideboard with a display cabinet for china and glassware above. Aft and outboard is yet another recessed cupboard with shelves. Carpeting here is the same as in the main salon. Lighting consists of a fluted dome light over the dining table and six recessed Halogen lights. In addition, there is rope accent lighting behind the oak valences. Window treatments are as in the salon and galley, custom wood louvered blinds.

Wheelhouse

The wheelhouse retains its original Burger configuration but has been completely updated with

all new electronics and a reconfigured console, new flooring, overhead lighting, and soft goods. At the helm are a new Edson teak spoked wheel and an oak, moveable helmsman's step. The console in front of the helm is clean with only a screen for the Garmin CA 50, a Garmin autopilot and Mathers single lever controls mounted here. Forward on the console is a Kelvin-White compass. Mounted overhead are Caterpillar digital monitors for the port and starboard engines, main engine ignitions, start and stop buttons, and main engine alarms. Also overhead is a fold down screen for the Clarion surveillance system. In a locker under the console, to port of the helm are digital monitors for Generators 1 & 2, as well as for the engine room blowers. Immediately adjacent to this is a large locker where the EPIRB, medical kit, and fire extinguishers are stored. Above is a long drawer for ships' papers, dividers, etc. Aft of the console is the original Burger bench seat with four deep drawers underneath. To port of the bench seat is a cabinet with another three deep drawers. Mounted on the aft bulkhead are a Sea Chine Ship's Clock & Barometer, two digital monitors for the Trace Inverters, an Acu-gage Tank System Monitor and an A.C. digital control. The sole of the wheelhouse has been finished in varnished Bamboo flooring. Overheads are covered in cream vinyl. Lighting has been upgraded to include Red D.C. night lights over the console as well as recessed Halogen lighting and 110V lighting. In addition, there are two stereo speakers here. There are sliding doors on both sides of the wheelhouse as well as bi-fold screen doors, which allow for fresh air cruising in good weather. At the starboard aft side of the wheelhouse, there are steps that lead up to the flybridge. From the forward starboard side of the wheelhouse, there are three steps, which lead down to the formal dining salon.

Flybridge

The flybridge is reached via steps that lead from the starboard side of the wheelhouse. A 24v & 12 v electrical panel is housed in a cupboard under the console and is accessible from the stairway. The flybridge helm station (controls, gauges, etc.) is electrically operated and can be raised up when needed or lowered into the console and out of the elements. Port of the helm, there is a flat area on the console for securing and reading charts underway. There is an aluminum wheel here with two Stidd chairs. Outboard to starboard is an integral seat with storage lockers. To port is an "L" shaped seat with more storage. The entire helm area is covered with a beautifully fabricated, aluminum and canvas hardtop (new 2018) with Eisenglass enclosure. Aft of the hardtop is the mast which is hinged and can be lowered for inland waterway cruising. Further aft on the port side of the boat deck is a Steelhead Marine 1500# davit. On the centerline, stowed fore and aft, is the Novurania tender. Outboard to starboard of the helm, there is a liferaft, which is stowed where it can be deployed quickly. In addition, there is a fresh water faucet on the bridge, which allows the crew to wash the tender and engine after bringing them back onboard.

Electronics

- Garmin AP autopilot with remote on flybridge

- Mathers controls in wheelhouse and flybridge
- Caterpillar digital monitor displays, wheelhouse and flybridge
- Clarion surveillance cameras - 3 stations: 2 engine room, 1 cockpit
- ACR Searchlight with dual station controls
- Shipmate dual station
- RS 8300 VHF
- Exalto wiper controls for 3 wheelhouse windows
- KVH C3 TracVision
- Satellite TV
- Direct TV control box
- Technics AV control stereo receiver
- SA-DX940
- Nilies-SPS-6 Speaker Selection System
- Sony AM/FM/DVD/CD/VHS
- New Garmin 5215 chart / plotter installed in April 2009
- New Garmin GDL-30A weather system installed in April 2009
- New Garmin GSD22 depth sounder installed April 2009

Foredeck

The foredeck is painted with white non-skid Awlgrip and has an integral "observation" seat with storage lockers under it. On either side of the seat are bosun's lockers and stainless dorades. Farther forward is a hatch which leads to the captain's cabin below. In front of this is a stainless bell mount with ship's bell and another dorade. In front of the bell is the Maxwell windlass with gypsy and capstan. There is a Bruce anchor on a roller in the bow. In addition, there is a mount for an original anchor davit to port, an anchor davit to starboard, as well as (2) large cleats on both sides of the foredeck (4 total).

Aft Deck

One of the highlights of **KOALA** is her spacious, teak covered aft deck. The entire area is air conditioned but can easily be opened up when the weather is suitable. The side windows are sliding. There are wing doors forward to port and starboard and large Dutch doors that lead from either side of the aft deck to the cockpit with windows that can be opened. Across the back end of the aft deck there is a large built-in settee which is covered in a lovely bold tropical print. In front of the settee is a magnificent custom hi-low mahogany table with four sections that fold out so that 6 to 8 people can dine in comfort. Handcrafted by a cabinetmaker, the table has beautiful sunburst design, and a small koala in the middle of a starburst pattern. Opposite the table, are two Rattan and Cane chairs. Two additional folding tables are stowed in canvas bags in racks along the port and starboard sides of the aft deck. On the forward bulkhead of the aft deck, to port of the sliding door to the main salon, there is a custom built, top loading freezer (with two doors) in a cabinet with a Corian top. To starboard of the door is a matching cabinet with wet bar sink, ice maker and storage cupboard with drawers for glasses and bar accessories. The overhead in

this area is finished in cream colored ultra suede. There is an abundance of recessed D.C. and A.C. lighting in the overhead here, as well as four large stereo speakers.

Deck and Hull

- Maxwell #3500 windlass
- (1) Bruce anchor
- Steelhead Marine 1500# yacht davit
- **Novurania 15' Suzuki tender (2000) with 90 hp Honda outboard**
- Triple Kahlenberg horns
- 6 man Avon liferaft in canister with canvas cover
- Fire extinguishers for all cabins; Serviced summer '07
- Co2 Fire extinguishing system; Serviced summer '07 20 lifejackets
- (1) KOALA life ring
- (1) ACR Rapid Fix
- 406 GPS Interface
- EPIRB
- Covers for all aft deck furniture
- Covers for outboard engine and console of Novurania
- Covers for 2 flybridge helm chairs
- Textaline covers for aft windows of aft deck.
- 1 set of dock lines
- 2 ball fenders
- 4 fenders with covers stored 2 to a bag in canvas bags in the cockpit
- WetSpot Softwater Wash down System

Decks: Side decks and foredeck are painted white with non-skid Underwater lights installed under cockpit, April 2009

Lazarette and Cockpit

Integral steps lead from the port and starboard sides of the aft deck to the cockpit. The cockpit extension was designed, fabricated, and installed by St. Augustine Marine in 2002. Heavily constructed of Aluminum plate, it is finished in white Awlgrip with non-skid and has a beautiful, wide, varnished cap rail. At the center of the aft end of the cockpit, there is a Bowmar hatch for access to the aft fuel tank and holding tank. At the starboard aft end of the cockpit, there is a heavy door, which leads to the integral swim platform below. The platform has stainless rails as well as recessed stainless cleats. A large "Aircraft" style door leads from the forward section of the cockpit down into the lazarette. The lazarette houses the rudder posts, steering gear, Trace Inverters, the fuel overflow/ventilation tank, battery banks, selector switches, charger, and Cablemasters, (as described in the electrical section of this listing). In addition, there is a small sink to port of the door.

Crew Quarters

The crew quarters are forward of the galley and are accessible via fold up steps. First along the companionway to port is the crew cabin with criss-cross berths, a full length cedar lined hanging locker, five large drawers, ac controls for the crew and captain's cabins, two wall mounted reading lamps, two opening ports with screens, 3 Halogen lights and two stereo speakers. Opposite the crew cabin and to starboard is the crew head with full shower, Raritan freshwater toilet, cupboard, and sink with mirrored cabinet over it. There is also a large 110v light here as well as an opening port with screen. All the way forward in the bow is the captain's cabin with an ample single berth (port side) with 6 drawers underneath, two cedar lined hanging lockers, a desk with two additional drawers and six cupboards. There is also a reading light over the berth as well as Halogen recessed lighting, two stereo speakers, an opening port with screen and access forward to the chain locker. At the aft end of the crew companionway, down and under the folding steps from the galley, are the laundry room and engine room. The laundry room is well lit and has top of the line Miele equipment and full headroom. Aft of the laundry room is the stand-up engine room.

Engine Room

During the 2002 refit the entire engine room was reworked and new generators, chillers, watermaker, pumps, the exhaust system, plus other equipment were renewed. In addition, much of the old wiring and plumbing were replaced and a new electrical panel, built by Ward Marine, was installed. There is stand-up headroom in most of the areas of the engine room. It is air-conditioned, well ventilated, and well lit.

Mechanical Equipment

- Main engines: Twin Caterpillar 3412's, 1350hp @ 2300 rpm. Hours: Port - 3089; starboard - 3087
- Consumption at 14 - 17 knots cruise - 40 gph
- Rich Beers Air conditioning, (2) 5-ton chillers; (2) in-line heaters
- Filtration Concepts, A1226 watermaker; FCI:1200 per day
- Naiad stabilizers, 9 sq. ft. dual cylinder roll fin stabilizers
- SidePower SP285TC bow thruster, s/n 1298626, 20 hp
- 38" X 38", 4-bladed bronze propellers
- 3" diameter shafts
- Dripless shaft seals
- Racor fuel polishing system (approx. 2.5 gal. per min.)
- Power fuel transfer system (3-4 gal. per min.)
- Fuel counter
- ZF Model BW 190 transmissions, 2:1 ratio
- Wagner hydraulic steering

- 20-gallon Seaward stainless hot water tank
- (2) Accumulator tanks
- (1) New, AC potable water pump
- Centralized emergency bilge pump system for all compartments
- DC bilge pumps in each watertight compartment
- (2) 24v engine room Omni directional blowers
- ACv air compressor
- New Marine Exhaust Systems exhaust (2002)
- Spare filters for mains and gens
- Spare impellers for all engines
- New Racor filters for mains in place of old style fuel filters, April 2009

Electrical Equipment

- 230 / 115V AC system
- 24 / 12V DC system
- Trace 4,000-watt SW4024MC2 inverters / charger system
- (2) Onan 20MDKAE generators, 20 kW each, port hours - 3855, starboard hours - 3854 (8/22/18)
- New 24V + 110V wiring in 2002
- New electrical panel by Ward Marine in 2002
- ISO 100 Boost transformer (located in engine room)
- 120/240 VAC Shore Power Splitter: (1) 100A input to (2) 50A outputs built by Ward Marine

Battery Banks:

- Engine starting batteries: (2) banks (4 each) of 4D Batteries - located in lazarette
- House batteries: (4) banks (16 total) of L16HC 6 volt batteries- located in lazarette
- Generator starting batteries: (1) Gel cell under each generator in engine room.
- Sentry 24v 50amp SM series back-up charger (lazarette)
- Battery voltage meter (lazarette)
- Battery switch for house batteries (lazarette)
- Perko selector switch (lazarette)
- 24vDC / AC sub panel (lazarette)
- (2) Shore power cablemasters with 100' of cord each (in lazarette)
- (2) Shore power inlets: (2) 50 amp, 125/250V (port & starboard-forward in bulwarks)
- (2) 50' shore cords

Tankage

TANKAGE

- (3) Fuel Tanks: Forward - 1125; Amidships - 1080; Aft - 1150

- (2) 320 gallon water tanks (port & starboard amidships)
- (2) Black water - 232 aft and 68.5 forward
- (1) 250 gray water tank in lazarette

Features: 10' cockpit was fabricated and added at St. Augustine Marine in 2002.

Upgrades

Summer 2007:

Pilothouse window frames taken down to bare metal, primed and painted. Old caulking removed and replaced with new Sikaflex. Boat hauled, bottom sanded, new bottom paint applied.

Spring 2009:

- Boat hauled for bottom paint.
- Topsides repainted and areas of superstructure touched up where needed.
- New electronics installed (see list under Electronics).
- Racor filters for mains installed in place of old style filters
- Underwater lights installed under cockpit
- Major service work on both gens
- Routine maintenance done on mains by Ring Power in Jacksonville
- New flybridge cushions
- New flybridge covers
- New destroyer wheel on bridge
- All air conditioners serviced
- Naiad stabilizers completely overhauled and new gyro/digital brains installed
- New KVH M5 satellite TV installed
- All new entertainment system
- Some exterior varnish stripped and refinished
- Galley and pilothouse soles revarnished
- New headliners in aft deck, main salon, and pilothouse
- New upholstery galley settee, main salon sofa, and aft deck settee

Winter 2011 through 2012:

- Exterior paint hull and superstructure
- New headliners throughout
- New wallcoverings
- All new batteries

Remarks

KOALA was "reborn" in 2002 when her new owners had her extensively refitted at St. Augustine Marine Center in St. Augustine, Florida. A 10' cockpit and 30" swim platform was added with every effort made to keep the beauty of the yacht's classic lines! Having been repowered with Cats in 1999 by the former owner, it was now time to refurbish the rest of the engine room. New generators were installed. A new electrical panel was furnished by Ward Marine in Fort Lauderdale. The hull was taken down to bare metal - refared and painted with Awlcraft 2000. The bottom was sandblasted and painted. All interior soft goods were replaced, as well as the carpeting throughout the yacht. Original painted interior surfaces were repainted and all teak surfaces were refinished. Most of the equipment and appliances were renewed. 15,000 man hours later, **KOALA** is a new "classic" Burger with state-of-the-art systems and equipment, more range, more fuel economy, and restored reliability. Having been captain and yard maintained since her refit in 2002, she is in pristine condition and ready for a new owner to take over.

Исключения

При продаже яхты исключаются личные вещи владельца.

Отказ от ответственности

Компания предоставляет описание судна или яхты добросовестно, но не может гарантировать точность этой информации, а также не ручается за техническое состояние. Покупатель должен проинструктировать своих агентов или оценщиков исследовать представленную информацию более подробно, по собственному желанию. Продажа судна или яхты, изменение цены или снятие с продажи будет происходить без предварительного уведомления.

ФОТОГРАФИИ







































КОНТАКТЫ

Андрей Шестаков (Andrey Shestakov) – ведущий яхтенный брокер отдела продаж яхт и судов компании Shestakov Yacht Sales Inc. Официальный представитель Shestakov Yacht Sales Inc. для русскоговорящих клиентов в центральном офисе компании в Майами/Форт Лодердейл/Флорида/США.

Контактная информация

Email: andrey@shestakovyachtsales.com

Web: shestakovyachtsales.com

Телефоны

Краснодарский край: **+7(918)465-66-44**

США, Майами, Флорида: **+1(954)274-4435**

Время работы

Понедельник – Суббота: **9:00 - 21:00**
EDT

Воскресенье: **Закрито**

Адрес



Harbour Towne Marina, 850 NE 3rd St,
STE 213, Dania, FL 33004