

DRUMBEAT — OFFSHORE



Builder: OFFSHORE

Year Built: 2013

Model: Motor Yacht

Price: PRICE ON APPLICATION

Location: Mexico

LOA: 90' 0" (27.43m)

Beam: 21' 6" (6.55m)

Max Draft: 5' 10" (1.78m)

Cruise Speed: 12 Kts. (14 MPH)

Max Speed: 14 Kts. (16 MPH)

Our experienced yacht broker, Andrey Shestakov, will help you choose and buy a yacht that best suits your needs **Drumbeat — OFFSHORE** from **our catalogue**. Presently, at **Shestakov Yacht Sales Inc.**, we have a wide variety of yachts available on **our sale's list**. We also work in close contact with all the big **yacht manufacturers** from all over the world.

If you would like to buy a yacht **Drumbeat — OFFSHORE** or would like help answering any questions concerning purchasing, selling or chartering a yacht, please call **+1(954)274-4435**

TABLE OF CONTENTS

TABLE OF CONTENTS	2
SPECIFICATIONS	3
Overview	3
Basic Information	3
Dimensions	3
Speed, Capacities and Weight	3
Accommodations	3
Hull and Deck Information	4
Engine Information	4
DETAILED INFORMATION	5
GENERAL	5
Exclusions	16
Disclaimer	16
PHOTOS	17
CONTACTS	22
Contact details	22
Telephones	22
Office hours	22
Address	22

SPECIFICATIONS

Overview

This Voyager is a beautiful yacht. She is the flagship of our fleet. Only 90' with a 6' cockpit and double transom doors. She also has the latest flush-in large view windows. The wheelhouse and galley visibility is improved from the previous generation with 3 large windows.

Basic Information

Category: Motor Yacht

Sub Category: Pilothouse

Model Year: 2013

Year Built: 2013

Country: Mexico

Fly Bridge: Yes

Cockpit: Yes

Dimensions

LOA: 90' 0" (27.43m)

Beam: 21' 6" (6.55m)

Max Draft: 5' 10" (1.78m)

Speed, Capacities and Weight

Cruise Speed: 12 Kts. (14 MPH)

Max Speed: 14 Kts. (16 MPH)

Displacement: 198000 Pounds

Water Capacity: 600 Gallons

Holding Tank: 315 Gallons

Fuel Capacity: 3600 Gallons

Accommodations

Total Cabins: 3

Total Heads: 7

Crew Cabin: 1

Crew Berths: 2

Hull and Deck Information

Hull Material: Fiberglass

Engine Information

Engines: 2

Manufacturer: Caterpillar

Model: C-18 ACERT

Fuel Type: Diesel

DETAILED INFORMATION

GENERAL

HULL DESIGN

Offshore hull design incorporates a deep, finely-veed forward section that allows a smooth, knife-like water entry, cutting cleanly through seas, achieving extraordinary directional stability, and virtually eliminating slapping and pounding. Semi-displacement fine bow entry, generous flair at bow sections, double chine, integral swim deck, FRP keel extension with stainless-steel shoe for prop protection.

HULL CONSTRUCTION

- Cored structural bulkheads padded at hull, bonded as per schedule.
- Hand-laminated FRP utilizing only bi- and uni-directional material, vacuum bagged Corecell.
- Solid laminate below the waterline with high quality iso and vinylester resins.
- Full-length hull girders of high-density foam cores with bi- and uni-directional Knytex.
- Molded-in FRP rub rails capped with solid 316 stainless steel.
- Exterior hull finish in high-gloss Cook gel coat and Swancor vinylester resin laminates.
- Double lower boot stripes at waterline and single stripe at Portuguese bridge.
- Cored structural bulkheads padded at hull, bonded as per schedule.
- Putty-coated bilges for smooth finish
- 30mil epoxy barrier coating and bottom paint with limited 3-year osmosis warranty

SUPERSTRUCTURE AND DECK

- Hand-laminated FRP utilizing bi- and uni-directional Knytex with Corecell sandwich, high quality ISO resin, and vacuum bagging.
- Deck mechanically and FRP bonded to hull.
- Suitable high-compression cores as required for hardware mounting
- Exterior finished with high-gloss Cook gel coat on all surfaces.
- Two-tone non-skid finish on decks.
- Main deck soles and engine room bulkheads padded and cored with appropriate sandwich materials
- Four main bulkheads padded and cored with appropriate sandwich materials, sealed bow compartment with watertight hatch

EXTERNAL PARTS

- Hand-laminated FRP construction utilizing Corecell sandwich infusion or vacuum bagging where appropriate of exterior doors, recessed window and door frames

(in the mold), exterior window trim, mast, internal storage bins, and port and starboard bulwark doors

- FRP forward and rear aft fashion plates (third aft fashion plate optional at no charge)
- Tinted and tempered window glass (10mm forward, 8mm side and aft)
- Flush FRP boxes with doors for exterior fittings as necessary

PROPULSION SYSTEM

- Twin C18 ACERT 1,015hp Caterpillar diesel engines with vibration damping mounts. Additional 24v/75amp alternators dedicated to ship's service.
- IRM-350A 2.64:1 gears with Centa dampening and live PTO
- Seatorque enclosed shaft system
- Stainless-steel, #316 (with 316-L rod) exhaust risers with zinc plugs connecting to FRP underwater
- (2) 3/4" Aquamet #22 high-strength propeller shafts
- Bronze V-struts with cutlass bearings
- Bronze intermediate struts with cutlass bearings (Morse or equivalent)
- Expanded-ratio, computer-designed propellers
- Tides dripless shaft glands with dual cooling lines
- Twin Disc electronic engine controls at wheelhouse, aft deck, and remote controls at Portuguese bridge
- Hynautic power steering system with secondary Hynautic back-up power steering system
- Engine room start/stop panels with engine gauges
- Visual and audio alarms for engine systems at wheelhouse

ENGINE ROOMS AND BILGES

- High-polished, welded, stainless-steel engine beds
- Four aluminum (marine grade) fuel tanks and one vinylester FRP fuel tank
- Fuel tanks insulated to minimize condensation and noise transfer
- 24v 25gpm fuel transfer pump with independent 1 1/4" piping
- Fuel manifold system for supply and return management with 1 1/4" crossover for fuel fills
- RCI Fuel Purifier system FP-700
- Sight gauges (marine grade with protective guard) at each fuel tank
- Two 32gal FRP oil tanks with dip sticks for new and used oil
- Reverso 24v oil change system
- Dual Racor #1000 marine filter system with vacuum gauge for main engines with isolation valve
- Dual Racor #500 marine filter system with vacuum gauge for generators with isolation valve
- Integral stainless-steel drip pans for Racor filter system
- Marine grade bronze sea cocks for thru-hull skin fittings

- Groco sea strainers at all raw water intakes
- Groco safety seacocks for main engine raw-water intakes plumbed for emergency bilge pump use
- Full-flow stainless ball valves for all piping systems
- Headhunter tank level indicator system for fuel, water, and waste tanks
- High-output Whale 40 manual bilge pump
- Delta T engine air-intake system minimizing water ingestion with automatic smoke and fire dampers
- Four Delta T 11" 120v/AC engine room blowers
- Tides dripless glands at prop shafts, rudder shafts, with additional seal carrier and seal
- Hydrodynamic stainless-steel rudders
- 24v/DC lights at engine room
- LED lights at engine room, pump room, and cockpit
- Two camera engine room video system
- Stainless-steel safety rails along inboard engine stringers, port and starboard
- Fresh-water washdown faucet in engine room
- Two heavy duty aluminum dogdown doors fore and aft
- Multiple layers of the latest technology sound dampening insulation
- Perforated white-aluminum covering on overhead, side, forward, and aft engine room bulkheads

EQUIPMENT

- Two PTO driven hydraulic pumps at main engines for bow and stern thrusters, anchor windlasses and stabilizers with automatic back up
- ABT 50hp hydraulic bow thruster with proportional control
- ABT 40hp hydraulic stern thruster with proportional control
- ABT 12' roll-fin hydraulic stabilizers
- Two Maxwell 4,000 lb hydraulic bow anchor windlasses, 1/2" 316 stainless-steel chain stoppers, and handheld remote control and controls at wheelhouse
- Two 160 lb polished stainless CQR-type bow anchors with 300-feet of 1/2" HT chains
- Nautical Structures 2,500lb davit with hydraulic rotation, boom, and cable functions
- Marine Air 120,000 BTU chilled-water air conditioning and heating system with surgeless start-up, Copland compressors, digital frequency drive inverters, multiple stage control, sea water pump, circulation pump, pump relay panel, water fill assembly, expansion tank, and temp/pressure gauge panel
- Nutone central vacuum system
- Fire Boy automatic fire-extinguishing system with engine shutdown system
- Fireboy engineered carbon-monoxide detectors with automatic generator shut down
- Dual Buell low-profile air horns with 120v compressor (compressor outlets at

lazarette and engine room)

- Exalto stainless articulating windshield wipers with washer system
- Tecma silent flush heads
- Ultra-quiet ventilation blowers at all heads
- Headhunter holding-tank discharge pump with Headhunter stand-by discharge pump with inline filters
- Deck discharge for holding tank
- Seven 24v bilge pumps with Ultra System bilge switches
- Ultra System high-water bilge alarm with warning lights at pilothouse
- Gate valve at each watertight structural bulkhead
- Headhunter Mach V 120v fresh-water pressure pump with filter and dual accumulator tanks
- Headhunter 24v stand-by water-pressure pump at pump room
- 1,200gpd Sea Recovery reverse-osmosis watermaker with deluxe filtration upgrade, high level input filtration, automatic fresh-water flush, ultraviolet sterilizer, clean and rinse valve panel
- One 40-gallon and one 15-gallon "Torrid" 220v stainless-steel hot water heaters
- Maytag washer/dryer at lazarette
- Four shower sump tanks
- Starboard, forward, and port aft dockside water pressure connections
- Two stainless Seagull anti-microbial water-filtration systems, port, aft, and starboard forward
- Central drain system minimizing thru-hull fittings

ELECTRICAL SYSTEM

- (2) Northern Lights 30kw (335 hours) and 20kw (550 hours) diesel generators, 24v start with whisper sound shield, gas/water exhaust separators, and E.A.R. anti-vibration mounts. Control panels at wheelhouse and engine room
- Four Lifeline 8D glass-mat main engine start batteries (24v)
- Two Lifeline 4D glass-mat generator start batteries (24v)
- Twelve Lifeline 8D glass-mat batteries for ship's 24v system
- Six heavy duty battery on/off switches for engine and generator batteries with battery crossover capability for main engine and generator batteries
- Heavy duty on/off switch for house batteries
- Two Xantrex SW-40/24 4kW inverters, 120amp chargers, interface cable, and high-temp shut down with remote panel at wheelhouse
- Newmar Phase Three PT-24-45U 24v ship-service back-up charger with high-temp shut down
- Newmar Phase Three PT-24-20U smart charge 24v engine battery charger with high-temp shut down
- Digital DC charge rate, DC amp meters, and DC volt meters
- 24v and 12v distribution/circuit breaker panels with amp and volt meters with backing light at wheelhouse

- 120v and 240v distribution/circuit breaker panels with amp and voltmeters with backing light at wheelhouse
- Four Mastervolt 20amp converters, 24v to 12v
- Two Marinco Shorepower 125/250v-50amp, phone and TV cable inlets located port side, aft, starboard side, and forward providing 100amp service
- Two Glendinning CM-7 Cablemasters (fore and aft), 240v 50amp with 75-foot cable
- Two 12KVA Charles Marine Iso-Boost shorepower isolation transformers, one 50amp and one 100amp
- Vimar outlets and switches in accommodations and main living areas
- LED overhead lighting with dimmer controls throughout
- GFI breaker protection as appropriate at deck, galley, heads, engine room, and lazarette
- Breaker protection at each AC source
- Electrolysis bonding and grounding system with two 6" x 12" zinc plates and shaft scratchers
- High-definition shielded media wiring with amplifiers at each cabin
- Tinned high-temperature wiring (UL approved)
- Perko navigation lights -- port and starboard running lights, anchor light, stern light, and bow light
- ACR searchlight with remote control
- Poly Planar waterproof speakers at aft deck and boat deck with volume control
- LED spreader lights with FRP pods at radar arch and aft deck

ELECTRONICS

- (3) Nauticomp Glass Bridge 19" Daylight displays
- Navnet 3D Black Box Processor
- US/Mexico/Central America/Caribbean/Bahamas Charts
- NavNet WAAS/GPS antenna with NMEA0183
- Digital Radar 25kW 96nm with 6' Open Array Antenna
- NavNet 1kw Black Box Fishfinder
- 50/200KHz D/T 1kW Brz TH Transducer
- FA150 Class A AIS
- FI-50 Wind System
- FI-504 Large Digit Data Repeater
- NMEA 2000 depth transducer, 235kHz, bron
- Simrad AP28 Autopilot
- Icom M604A, VHF Radio with Hailer
- KVH TracVision HD7, Tri-Americas, 28" Dome
- KVH TracPhone V3 in Matching Dome Kit, V3 to match HD7
- NETGEAR Wireless-N Access Point
- (2) DirectTV HR24/DVR Sat TV Receiver
- (3) Lumishore SMX50 Underwater Lights

- Sirius Satellite Weather Receiver
- FLIR M-625L Thermal, Low Light, 640x480
- Ship's PC with Nobeltec TimeZero Trident Pack
- Logitech S520 wireless mouse/keyboard
- Nobeltec Furuno Radar Plus Pack
- Nobeltec Furuno Sounder Plus Pack
- Shakespeare 21" SeaWatch TV Antenna
- Safelink EPIRB, Auto Release with GPS
- Offshore Commander 6 person Liferaft in container with cradle and hydrostatic release

MAIN DECK

- Two-tone non-skid at all decks (pilothouse roof white non-skid)
- Exterior stainless 316-grade (including screws and bolts/nuts). Welds ground and polished.
- 1 ¼" 316 stainless handrails at port and starboard sides and bow
- Bow seat with storage under and behind, port and starboard storage lockers
- Port and starboard bulwark doors
- Marquipt boarding stairs with integral storage compartment. White vinyl or teak treads and handrail
- Port side door to large watertight storage closet or optional entry to engine room
- 316 stainless stairway to boat deck from starboard side main deck
- Manship hatches with Oceanair blinds, sliding screens and shades
- Manship 316 stainless-steel port lights
- Eight 316 stainless-steel hawse holes with cleats and six 316 stainless-steel fender hawes holes
- Waterproof LED deck lights and LED safety lights
- Aluminum re-enforced exterior doors. Exterior aluminum covered with FRP and gel coated. Interior aluminum covered with matching interior wood and framed with stainless-steel door frames
- Teak bow staff and stainless-steel mounting socket
- Forward deck storage locker with removable bin
- 316 stainless-steel bell rail at bow (bell optional) and integrated safety lights for windlass operation
- 316 stainless-steel integrated fender holders -- 3 port, 3 starboard

CAL DECK, COCKPIT AND SPORT DECK

- Mahogany caprail at Cal Deck and Cockpit
- Aft deck engine and thruster controls, rudder indicator, and engine start-stop switches
- Custom "IPE" wood decking at Cal Deck
- Port and starboard clear-view wing doors with 316 stainless-steel frame
- Stairway access to lazarette and crew cabin from aft deck

- FRP-molded bench seat
- Two aft-deck tables with stainless-steel hi-lo pedestal bases
- Port aft deck storage cabinet with covered sink, U-line refrigerator, and teak ventilation grates
- Handheld shower with corrosion resistant pull-out faucet
- Fresh and salt-water washdown at stern
- Removable hinged FRP weather doors at swim deck stairs
- Four removable stainless 3" diameter U-handrails at sport deck
- 316 stainless-steel pop-up cleats at sport deck mounted under outboard stainless-steel U rails
- Concealed 316 stainless-steel built-in swim ladder at sport deck, hinged to 25 degrees for easy boarding
- Aft deck video camera system

PORTUGUESE BRIDGE AND BOAT DECK

- Tender - AB OCEANUS 15 VST - Arctic Grey with Yamaha F60LA Electric with Trim and Tilt, Compass, Windshield, SS Rail, Double Wide Seat
- Twin Disc electronic engine controls with handheld remote and thruster functions
- Fiberglass radar mast
- Stainless ladder from boat deck to wheelhouse roof with stainless Manship hatch
- 1 1/4" 316 stainless-steel handrails with 3/4" 316 stainless lifelines at boat deck
- Boat deck storage cabinet with covered sink, and teak ventilation grates
- Two Gaggenau 220v stainless electric grills and heat shields at boat deck
- Boat deck drained to waterline with integral drains and scuppers
- Teak flagstaff with stainless mounting socket
- Fresh-water washdown outlet at starboard cabinet

WHEELHOUSE

- Helm station with complete engine instrumentation, function alarms, and rudder indicator
- Twin Disc engine controls, Hynautic power steering, and ABT bow and stern thruster controls
- Tank monitoring system for fuel and water levels
- Tank level indicators with automatic shut down at holding tanks
- Rocker switches with indicator lights for bilge pumps, lighting, and other functions
- Ship's function panel with indicator lights
- Three stainless Exalto articulating windshield wipers with washer system
- Two overhead ventilation hatches with Oceanaire blinds and sliding screens and shades
- Three STIDD helm chairs. Ultraleather fabric and powdercoated bases.
- Destroyer-type helm wheel (stainless-steel with matching hardwood outer ring)
- Integrated cup holders and solid wood handrail at helm console
- Built-in chart and computer desk with storage drawers and chart light

- Integral brass-plated swing-out seat at chart desk
- Chart and navigation storage drawer
- Raised L-seat with dining table
- Large low windows for sit-down visibility
- "Jatobu" wood valances with wood mini-blinds
- Wheelhouse access from lobby and starboard side main deck stairways
- Port, starboard, and aft FRP watertight cabin doors
- Solid wood beveled plank sole
- Padded vinyl at forward helm console countertop

LOBBY

- FRP hinged cabin doors at port/starboard sides to main deck
- Lambrequins with wood mini-blinds, prewired for motorized shades (motorized shades not standard)
- Passageway to galley
- Stairway to wheelhouse with double handrails
- Stairway to master stateroom
- Wood buffet with dish storage

DAY HEAD

- Solid Rosewood vanity top
- Newport Brass faucets, towel bars, and towel rings
- Lambrequin with wood mini-blind
- Solid wood beveled plank sole

SALON

- Double sliding aft doors with fixed upper and lower glass windows
- Large low windows for sit-down visibility
- Lambrequins with wood mini-blinds, prewired for motorized shades (motorized shades not standard)
- Built-in settee
- Coffee table
- 40" LED TV
- Auton electric TV lift
- Overhead design with choice of wood trim
- Latest technology Soundown foam insulation materials at air intakes
- Solid wood crown molding surrounding salon

GALLEY

- Custom dining table with built-in settee and pedestal base
- Two overhead ventilation hatches with sliding screens
- Stairway to forward staterooms

- Granite countertops with full height backsplash
- Drawers and cabinets lined with Formica
- Custom pot/pan/dish storage drawers
- Sub-Zero 20 cu ft refrigerator
- Sub-Zero 4.6 cu ft undercounter 2 drawer freezer
- Thermador convection oven
- Thermador black ceramic halogen cooktop with granite backsplash
- SS Hood with fan and lighting
- Sharp drawer type Microwave/Convection Oven
- Custom knife storage
- Custom cutting board and baking sheet storage
- Broan trash compactor
- Integrated solid-wood cutting board
- Stainless sink with Grohe faucet
- Insinkerator hot water and soap dispenser
- Insinkerator stainless garbage disposal with countertop air switch
- Lambrequins with wood mini-blinds
- Solid wood crown molding surrounding galley
- "Jatoba" wood beveled plank soles

OWNERS STATEROOM

- King-size walk-around bed with drawers and lockers
- Cedar-lined hanging lockers at port and starboard
- End tables with bookshelves above
- (2) bureaus with drawers
- Bookshelves above bureaus
- Sit-down vanity with vanity stool, beveled mirror, drawers, and two 110v sconces
- 32" LED TV
- Two LED reading lights over berth with dimmer
- Four large Manship opening windows with removable storm covers
- Insulated and cored aft and forward bulkheads
- Escape hatch at overhead into lobby
- Solid wood crown molding surrounding master stateroom
- (2) Sconces

OWNERS HEAD (Dual Port and Starboard)

- Solid wood doors with frosted glass panes
- Solid marble vanity top
- Marble seat in shower
- Newport Brass faucets, towel bars, and towel rings
- FRP shower with frameless glass door and offset hinges, integral towel bar with teak grate
- Opening 316 stainless-steel port lights

- Solid wood beveled plank sole

MID GUEST STATEROOM

- Two oversized twin berths with drawers
- Cedar-lined hanging lockers
- Escape hatch at overhead into dining area
- Two LED reading lights over berth with dimmer
- Opening 316 stainless-steel port lights

MID GUEST HEAD

- Solid granite or marble vanity top
- Granite or marble seat in shower
- Newport Brass faucets, towel bars, and towel rings
- FRP shower with frameless glass door and offset hinges, and integral towel bar with teak grate
- Opening 316 stainless-steel port lights
- Solid wood beveled plank sole

FORWARD GUEST STATEROOM

- Queen-size island bed with drawers and lockers
- Cedar-lined hanging lockers at starboard side
- Escape/ventilation hatch to forward deck with sliding screen
- Two LED reading lights over berth with dimmer
- Opening 316 stainless-steel port lights

FORWARD GUEST HEAD

- Solid marble vanity top
- Marble seat in shower
- Newport Brass faucets, towel bars and towel rings
- Shower with frameless glass door and offset hinges, integral towel bar with teak grate
- Opening 316 stainless-steel port light
- Solid wood beveled plank sole

CREW CABIN

- Upper and lower berths
- Cedar hanging lockers
- 19" LED TV
- Two LED reading lights over berth with dimmer
- Opening 316 stainless-steel port light
- Custom beveled plank soles

CREW HEAD

- Marbleite countertop and sink
- Newport Brass faucets, towel bars, and towel rings
- FRP shower with frameless glass door, integral towel bar, and teak grate
- Solid wood beveled plank sole

CREW GALLEY

- Access from sport deck, aft deck, and engine room
- Formica countertops
- Drawers and cabinets lined with Formica
- Over- and under-counter cabinet storage
- Pantry storage
- Under-cabinet fluorescent lighting
- Sub-Zero undercounter refer/freezer
- Kenyon double-burner stove top
- GE microwave
- Stainless sink with Grohe faucet and soap dispenser
- Opening 316 stainless-steel port light
- Non-skid vinyl sole

LAZARETTE

- Storage cabinets and L-shaped work bench with vice
- Drawers and cabinets lined with Formica
- Watertight door to swimstep
- Opening 316 stainless-steel port lights
- Formica walls and work surfaces
- Non-skid vinyl sole
- Custom tool drawers

ADDITIONAL EQUIPMENT

- Additional fuel tankage (3,600gal) total
- Engine room forward work benches, upper cabinets, and sink
- Two self-contained Marine Air A/C units at crew cabin, head, and lazarette
- 200amp Shorepower service
- 6-foot fishing cockpit with double transom door
- 6-inch magnetic compass at wheelhouse
- 8 - 1-inch braided dock lines
- 6 - Polyform heavy-duty fenders
- 6 - Fireboy clean agent fire extinguishers
- Smoke detectors/alarms (with self-contained batteries)
- 12 - Safeguard life jackets








Exclusions

Owner's personal belongings.

Disclaimer

The Company offers the details of this vessel or yacht in good faith but cannot guarantee or warrant the accuracy of this information nor warrant the condition of the vessel. A buyer should instruct his representatives, agents, or his surveyors, to investigate such details as the buyer desires validated. This vessel or yacht is offered subject to prior sale, price change, or withdrawal without notice.


PHOTOS











CONTACTS

Andrey Shestakov, leading yacht broker of the sales department of Shestakov Yacht Sales Inc. Shestakov Yacht Sales Inc., the official representative of the Miami/Fort Lauderdale FL headquarters.

Contact details

Email: **andrey@shestakovyachtsales.com**

Web: shestakovyachtsales.com/en/

Telephones

USA: **+1(954)274-4435**

Office hours

Monday – Saturday: **9:00 - 21:00** EDT

Sunday: **closed**

Address



Harbour Towne Marina, 850 NE 3rd St, STE 213, Dania, FL 33004