

COMANCHE — FEADSHIP



Судостроитель: FEADSHIP

Год постройки: 1985

Модель: Катер для спортивной
рыбалки

Цена: ЦЕНА ЯХТЫ ПО ЗАПРОСУ

Местонахождение: United States

Длина общая: 87' 4" (26.62m)

Ширина: 21' 2" (6.45m)

Мин. осадка: 5' 10" (1.78m)

Макс. осадка: 6' 0" (1.83m)

Крейс. скорость: 23 Kts. (26 MPH)

Макс. скорость: 25 Kts. (29 MPH)

Купить **COMANCHE — FEADSHIP** а также выбрать подходящую вам яхту из нашего **каталога яхт** вам поможет опытный яхтенный брокер Андрей Шестаков. На сегодняшний день компания **Shestakov Yacht Sales Inc.** имеет большое количество яхт в **собственном списке продаж**, а также тесно сотрудничает со всеми крупными **яхтенными производителями** по всему миру.

Для того чтобы купить яхту **COMANCHE — FEADSHIP** а также проконсультироваться по любому вопросу связанному с покупкой, продажей, чартером яхт позвоните по телефону **+7(918)465-66-44**.

ОГЛАВЛЕНИЕ

ОГЛАВЛЕНИЕ	2
ХАРАКТЕРИСТИКИ	6
Основная информация	6
Размеры	6
Скорость, вместимость и масса	6
Размещение	6
Корпус и палуба	7
Информация о двигателе	7
ПОДРОБНОЕ ОПИСАНИЕ	8
Walkthrough	8
Salon	8
Galley (Portside)	9
Galley (Starboard)	9
Centerline Companionway	10
Portside Guest Cabin	10
Portside Guest Cabin Head	10
Starboard Side Guest Cabin	11
Starboard Side Guest Cabin Head	11
Starboard Side Crew Cabin	12
Starboard Side Crew Cabin Head	12
Master Cabin	12
Master Head	13
Foredeck	13
Tender	13
Cockpit	14
Aft Bridge Observation Deck	14
Wheelhouse	14
Coach Roof Equipment	15

Tower	15
Engine Room	16
Electrical	16
August 30, 2018 Bottom Inspection	17
Notes	17
Remarks	17
Exclusions	18
Disclaimer	18
Исключения	18
Отказ от ответственности	19
ФОТОГРАФИИ	20
Salon Looking Forward	20
Salon Settee to Starboard	20
Salon Settee Looking Aft	20
Salon Seating to Port	20
Salon Seating Looking Forward Portside	20
Salon Seating Looking Aft to Port	20
Galley	21
Galley Looking to Starboard	21
Galley Looking Aft	21
Galley	21
Starboard Side Freezer Area	21
Starboard Side Looking Forward	21
Portside Guest Cabin Looking Forward	21
Starboard Side Looking Aft	21
Portside Guest Cabin Head	22
Starboard Side Guest Cabin	22
Starboard Side Guest Cabin	22
Starboard Side Guest Head	22

Starboard Side Crew Cabin	22
Starboard Side Crew Head	22
Master Looking Forward	22
Master Looking to Port	22
Master Looking to Starboard	23
Master Settee	23
Master Head	23
Large Master Shower	23
Windlass	23
Bow	23
Bow	23
Tender	23
1700 Lb. Tender Crane	24
Cockpit	24
Fighting Chair	24
Observation Deck	24
Aft Control Station	24
Helm Looking to Port	24
Helm Looking to Starboard	24
Helm Detail	24
Seating Forward of Helm	25
Starboard Side Settee	25
Tower	25
Tower Helm	25
Tower Electronics	25
Tower Electronics	25
View Forward from Tower	25
View Aft from Tower	25
Engine Room Looking Forward	26

Starboard Engine	26
Port Engine	26
Port Engine	26
Twin 35 KW Northern Lights Generator	26
Sound Down Muffler	26
Alternate Profile	26
"Own and Icon!"	26
Nameboards	27
Kahlenberg 5 Trumpet Horn	27
"There Are Yachts and There Are Feadships"	27
Mast	27
8/30/18 Bottom Inspection	27
8/30/18 Bottom Inspection	27
8/30/18 Bottom Inspection	27
8/30/18 Bottom Inspection	27
8/30/18 Bottom Inspection	28
8/30/18 Bottom Inspection	28
8/30/18 Bottom Inspection	28
8/30/18 Bottom Inspection	28
Layout	28
КОНТАКТЫ	29
Контактная информация	29
Телефоны	29
Время работы	29
Адрес	29

ХАРАКТЕРИСТИКИ

Основная информация

Тип судна: Катер для спортивной рыбалки

Подкатегория: Convertible

Модельный год: 1985

Год постройки: 1985

Год обновления: 2005

Страна: United States

Верх: Hardtop W/Tower

Открытая палуба мостика: Да

Кубрик: Да

Размеры

Длина общая: 87' 4" (26.62m)

Ширина: 21' 2" (6.45m)

Мин. осадка: 5' 10" (1.78m)

Макс. осадка: 6' 0" (1.83m)

Скорость, вместимость и масса

Крейс. скорость: 23 Kts. (26 MPH)

Макс. скорость: 25 Kts. (29 MPH)

Чистый вес: 103 Pounds

Вместимость воды: 1326 Gallons

Вместимость сточного бака: 485 Gallons

Объем топливного бака: 3210 Gallons

Размещение

Всего кают: 4

Спальные места: 8

Всего ком. состава: 4

Корпус и палуба

Материал корпуса: Aluminum

Материал палубы: Aluminum

Комплектация корпуса: Planing

Дизайнер корпуса: de Voogt

Дизайнер экстерьера: de Voogt

Дизайнер интерьера: de Voogt

Информация о двигателе

Двигатели: 2

Производитель: Caterpillar

Модель: C-30

Тип двигателя: Inboard

Тип топлива: Diesel

ПОДРОБНОЕ ОПИСАНИЕ

Walkthrough

Boarding **COMANCHE** is over the covering boards from a fixed dock or through the transom door from a floating dock.

The Cockpit is immense with a centered offset pedestal fighting chair and double central steps the Salon flanked by all the freezer, bait prep, tackle storage you would want.

The counter balanced doors open to a large Salon with seating groups both port and starboard. An updated LED TV faces the starboard side sofa area. The Galley is to port forward and discretely masked by the fine joinery. To starboard is additional concealed freezer space. Centerline steps lead to the four cabins below. All four cabins are en suite: First to port is a twin lower bunk cabin with oversize berths. Opposite to starboard is an over under cabin with two outboard berths. Next forward is the Companionway Laundry Center with an updated Whirlpool washer and separate dryer.

Opposite to starboard is the Fourth Cabin used for the crew with upper and lower berths outboard.

All the way forward is the Master Cabin with a centerline king berth, small settee and a very large head and shower not usually found on yachts of this size, let alone a Convertible Sportfisherman.

The enclosed Pilothouse is accessed via a ten step ladder from the Cockpit. There is an abundance of seating plus there is an observation deck aft with two swivel fish chairs as well as an aft control station for fishing.

Salon

The Salon is entered via a centerline counter balanced door. The first impression is of a huge open one level area that stretches 26 feet forward to the three panel windshield forward. This area includes the Galley which blends into the Salon and is unobtrusive as a Galley can be!

Large fixed side windows allow huge amounts of natural light. Electric light filtering Roman shades provide some privacy, full black out shades port and starboard and aft provide full privacy.

Immediately to starboard upon entering is a large U shaped leather settee to seat six people. The forward corner has a built in end table with a decorative wood table lamp above. In front of the sofa is a high low cocktail/dining table with two hinged leaves at

the ends.

To port aft are two oversize built in upholstered chairs separated by a built in end table. Just aft of the table is the Salon's entertainment electronics to include a Yamaha AV receiver with Blue Tooth connectivity, six channel Surround Sound, a Direct TV HD DVR, receiver, an Audiovox DVD player and two USB charger outlets for phones/iPads.

Next forward is a bar area with a lit liquor locker, a Whirlpool Wet-Ice icemaker and glass storage for wine, champagne, hi ball and cocktail glasses. All of these elements are hidden and blended into the cabinetry.

Facing the couch is a newer Samsung 46" LED TV that can be hidden behind tambour doors as desired.

Overhead in the Salon Galley area is rod storage for up to 25 rods. Also overhead in this area are 14 LED lights, a smoke and fire sensor plus five Bose mini cube speakers.

The sole is carpeted with a recent neutral tone plush carpet.

Galley (Portside)

The Galley is next forward to port but very much open to the Salon.

The shape is in a rectangle making the best use of the available space.

The countertops and sole are in Black Galaxy granite. A timber sea rail surrounds the countertop and is the only separation between the Galley and the Salon.

Galley equipment includes: Deep under mount double stainless steel sink Instahot water faucet Filtered drinking water faucet Removable spray faucet Slide out trash receptacle/cabinet Side by side custom stainless steel refrigerators with wood faces Full Jenn-Air oven & Ceran top 4 burner cooktop w/central exhaust fan all hidden in cabinets & under hinged top granite countertops Popup Kenmore microwave/convection oven disappears when not in use (7) Cabinets, several w/slide out shelves (5) Drawers (5) Additional overhead rod holders forward (12) Overhead LED lights Garbage disposal Electric window shades & black out curtains

Galley (Starboard)

To starboard is an extension of the Galley that again flows forward from the Salon. Behind cabinets are two matching stainless steel freezers, similar to the refrigerators to port, four cabinets, two pegged for dish/saucer storage, one fore and aft. Above are two drawers forward and two aft.

This area benefits by the same large side cabin windows with electric Roman shades.

Above are nine LED lights and the vents for air conditioning delivery.

Centerline Companionway

Seven carpeted steps below the Galley area is the Accommodation area with four en suite cabins arranged as follows: twin lower Guest to port, twin upper/lower Guest to starboard, twin upper/lower Crew next forward to starboard and the opulent Master Cabin forward.

The Companionway has raised panels of washed oak timber to match the cabin doors. A new Whirlpool Laundry Center to starboard. The sole is carpeted. Overhead are three LED lights and a smoke/fire sensor.

Forward just before the Master Cabin entrance is a hinged step to the forward bilge area under the Master Cabin. Built in shelving allows for weeks of ship's stores and spares. This area is well lit, encompasses the bow thruster tube and hydraulic pump as well as the forward tank tops. Also in this area is a safe.

Spend a few minutes in this area and you will start to see how stout this yacht was built, what piping in lieu of rubber hoses looks like and above all the fact that the original quality is still very evident even in areas not usually visited by an owner.

Portside Guest Cabin

Entered from the aft end, looking forward are twin oversize 34" wide lower berths with a three door nightstand between.

The upholstered headboards are set upon three mirrored panels with a sconce style reading light above each berth. The upholstered headboards wrap around the outboard side of each berth.

Outboard of the outboard berth are two three shelf cabinets in enclosed book matched timber, flanking a fixed dead light with a removable storm cover and two sliding storage drawers below. At the foot of the outboard berth is an auto lit hanging locker with two drawers below. Each berth also has two large storage drawers below the bed.

The aft bulkhead at the foot of the berth is mirrored with a centerline sliding timber door into the en suite Head. Overhead in this cabin are five LED lights, two stereo speakers and a deck hatch (with a wood black out cover) for ventilation.

The AC has digital controls and the sole is carpeted.

Portside Guest Cabin Head

Just aft of the cabin is the private Head. The vanity has two cabinet doors with three drawers between. The granite countertop has two LED backlit sinks and a pearlescent tile backsplash that matches the sole.

Four mirrored medicine cabinets above the vanity offer an abundance of storage.

The stall shower has a hinged obscure glass door, glass tiles on the walls, sole and overhead, a handheld or wall mounted shower fixture and a light.

Also in this cabin is a Head Hunter full size toilet, an AC vent, heated towel bar and a fixed obscure glass dead light with weather cover. Pleated shades cover the dead light. The overhead is mirrored and has six LED lights.

Starboard Side Guest Cabin

Entered via the forward end there are two bunks outboard. The upper bunk is 31" wide, the lower 35". Below the lower bunk are two drawers. Above the lower bunk are four sliding storage cabinets. Each berth has a sconce type reading light.

Inboard at the head of the berth is an auto lit hanging locker with two drawers below.

At the foot of the berth is a matching auto lit hanging locker with two drawers below. Above the berth are three two shelf storage lockers each side of a fixed dead light with a removable weather cover and pleated shades.

Inboard is a chest with a pullout writing shelf, matching slim drawer plus four additional drawers, two of which lock. Above is a mirrored panel and two additional lockable cabinets.

Aft is the sliding door to the en suite Head. Above are four LED lights as well as a ventilation hatch with a wood blackout cover.

Starboard Side Guest Cabin Head

The en suite Starboard Side Guest Cabin Head has a timber vanity with a cabinet, hamper and three drawers below. The marble countertop above has a decorator Kohler sink and faucets with a stone backsplash surround. Above are three mirrored medicine cabinet doors.

The shower has a hinged obscured glass door, 12" marble tiles to match the countertop, an obscured glass dead light with a removable storm cover, a handheld or wall mountable fixture, a light and an exhaust fan.

Also in the Head is a Head Hunter toilet, mini mosaic tile sole, mirrored overhead, AC

vent and four LED overhead lights.

Starboard Side Crew Cabin

Next forward is the Crew Cabin with twin upper lower berths along the outboard hull side. Each berth has a reading light. Just inboard is an auto lit cedar lined hanging locker with three drawers below. Below the lower berth is a single drawer. Above the upper berth is a fixed dead light with a removable weather cover.

Above are two Led lights. Also in this cabin is a digital AC control, smoke/fire alarm and a carpeted sole.

Access to the en suite Head is aft.

Starboard Side Crew Cabin Head

One step down the Head has a mosaic tile sole. The vanity has one cabinet below and a granite countertop above with an under mount glazed sink above. Above is a medicine cabinet with two tube lights either side. The marble tiled shower has a split Lucite door, a handheld or wall mountable shower fixture and a light.

The toilet is a Head Hunter model. Also in the Head is a mirrored overhead, three LED lights, an AC vent and an exhaust fan.

Master Cabin

The Master Cabin is all the way forward but well isolated from the “bow noise” due to the expansive Bosuns locker forward and storeroom below.

All the way forward is a king size berth on centerline. An upholstered headboard is set upon four large mirrored panels. Twin sconce type reading lights flank the berth. Above is a large mirrored soffit with two additional LED reading lights. At the foot of the berth are two large drawers. Built in cabinetry both port and starboard serve as nightstands. Three top loading storage cabinets are on each side.

Next above a mirrored panel are three cabinet doors surrounding the fixed dead light with removable storm shade. Rather than curtains or drapes a timber panel slides down to make the dead light completely disappear into the surrounding cabinetry.

Next aft to starboard is a two person settee with an accent light.

The storage to port matches that to starboard except instead of the settee, there is a full length hanging locker with an auto light followed by a half height hanging locker with

two drawers below.

At the foot of the Cabin is a cabinet with a Samsung 28" LED TV, a Yamaha, bookshelf style AM/FM/CD stereo behind a tambour door and a small refrigerator below. Next outboard is the entrance to the Master Head.

Above is a ventilation hatch with a timber blackout panel, ten overhead Led lights and Bose stereo speakers. Also in the Cabin is carpeted sole, two digital AC controls and a smoke/fire sensor.

Master Head

The vanity in the Master has two cabinet doors below, three drawers and a hamper. The exotic stone countertop and designer sink are very special. Three opening mirrored medicine cabinets offer lots of storage. A vanity light is forward.

The sole is mini mosaic tile with a marble border and wains coating behind the Head Hunter toilet. Slightly aft is a half height cedar lined hanging locker and three drawers below. The shower has a clear tempered glass door and is huge! There is a large seat, 12" marble tiles and a wall mounted gold plated Graff shower fixture. The sole is nonskid.

Also in the head is an AC vent, mirrored overhead, a heated towel bar and seven LED overhead lights.

Foredeck

Oversize varnished cap rail, aft to coaming boards Teak decking from windlass forward Ideal windlass w/devil's claw Poole 180 lb. galvanized anchor mounted through hull, portside, w/stainless steel surround, 300' 5/8" chain, w/high pressure chain wash Fortress spare anchor Bosuns locker w/ladder to access fender, line & hose storage, 5' 10" headroom, receiving box for anchor chain Twin solar powered vents into Bosuns locker AC air handler dedicated to Bosuns locker DC lighting in Bosuns locker Welded stainless steel bow rail extends aft to forward end of house Dual spring line cleats w/chaff guard strips on the cap rail Bow pennant staff at rail centerline Marquipt 1700 lb. telescoping hydraulic davit Marquipt custom tender chocks International Navigation lights (3) Hinged deck hatches (2) Givens 8 man life rafts in canisters chocked on bow Aluminum steps in house front for access to Pilothouse windshield Stainless steel handrail below Pilothouse windows Stainless steel handrail at house sides Forward Textulene windshield cover

Tender

2006 17' Maverick HPX flats boat w/2005 90 HP Yamaha 4 stroke outboard Casting platform Nav lights Battery switch Battery tender/charger Console steering Lenco trim tabs Garmin 740S fish finder/plotter (6) Rod holders (2) Poles Icom M24 VHF w/DSC Frigid Rigid cooler Spectre brand lifting harness Popup cleats Compass Live well Catch wells

Cockpit

Teak planked sole w/wide waterways Teak wrap around covering boards Top mounted port & starboard stern hawse pipes w/cleats below Padded coaming bolsters all around Varnished teak transom Large walk through transom door w/gate (2) Hinged flush under deck stainless steel recirculating live wells (2) Under gunnels gaff lockers w/100 amp plugins, DSC connection & general storage (7) Stainless steel rod holders in coaming boards 2 Step step box w/fire hose within Varnished teak aft house bulkhead Varnished teak cabinets portside w/3 door stainless steel refrigerator/freezers below & (3) hinged top chill plates above Varnished teak cabinets, starboard side, w/(3) tackle drawers, electrical fuel shutoff valves, fire pull w/Jenn-Air vented grill above. Furthest outboard is a high capacity ice chipper w/a hinged top. 48" Wide centerline steps to Upper Salon, split to hinge to Engine Room access to port w/centerline stainless steel railing (3) Overhead AC lights in brow (4) Overhead DC lights in brow (2) JL 2 Stage overhead speakers in brow Garmin 5008 touchscreen plotter/sounder to starboard 12 Volt electric reel outlet 24 Volt electric reel outlet (2) Lumitec LED down lights in brow (10) Step stainless steel & teak ladder to Flybridge Custom offset pedestal varnished fighting chair w/(4) place rocket launcher in backrest Counter balanced varnished dual entry door to Salon Custom Pipewelders 41' triple spreader outriggers

Aft Bridge Observation Deck

Teak decking Starboard side Helm Station w/wheel, electronic controls, start/stop key switches, Robertson rudder angle indicator, ABT thrust control Stainless steel double aft rail w/(4) rod holders (2) Pompanette ladder back fish chairs w/removable cushions & cover Throw ring w/retrieval line Dual counter balanced stainless steel sliding doors into enclosed Pilothouse (2) Overhead lights in corners EPIRB

Wheelhouse

Forward of the Observation Deck through counter balanced doors is the enclosed Pilothouse paneled in satin teak. Just inside the door to port and starboard are two curved leather curved settees with triangular tabs. Each settee seats two to three people and has a large storage drawer below on each end.

The expansive helm console is centerline but open to walk around both port and

starboard.

In front of the helm is a nine foot wide settee upholstered in matching tan leather.

Furthest forward under the large three panel windshield is a series of seven cabinet doors, housing the Flybridge electrical panel, KVH Tracvision and mini V SAT consoles with an APC uninterruptable power supply, a Whirlpool Wet Ice icemaker, sink and general storage.

The sole of this area is varnished teak and holly.

Overhead are nine LED light fixtures and a smoke fire detector.

Also in this area are twin 26" Samsung LED TV's wired for TV and also connected to the yacht's navigation screens. Interior screen mesh panels can be installed for sun protection when needed.

Helm Equipment includes:

6" Danforth Constellation compass CAT CAT-Vision color engine display CAT (sturdy) single lever electric engine controls CAT start/stop key panels CAT fully independent backup controls CAT "Station Active" synch/troll panel Simrad AP 70 autopilot Maretron DSM 200 GPS ABT joystick bow thruster control ICOM M604 VHF w/DSC & remote mic Furuno RD-30 data/GPS Simrad RI35 rudder angle indicator Hydraulic steering pump controls w/alarm panel Trim tab controls SEA 722 SSB Standard Horizon hailer (3) Wiper/washer controls CPU processor w/16" Stealth.com color monitor & keypad Garmin 5212 plotter/fish finder/radar Kenwood AM/FM/CD stereo Chart book locker Dual digital AC control Recaro matching leather helm seat w/folding footrest Weems & Plath barometer Weems & Plath thermometer/hygrometer Weems & Plath clock w/tide clock Active AIS system Pilothouse 12V DC panel w/(12) breaker protected circuits Pilothouse 24V DC panel w/(12) breaker protected circuits Pilothouse 120/240 V DC panel w/(12) breaker protected circuits Navigation light panel w/normal & backup power supply Furuno Nav Net VX2 system Transis Navigation Suite Koopnautic stabilizer control panel Head Hunter LCD gauge panel for all liquids

Coach Roof Equipment

6' Garmin XHD2 open array 72 mile radar scanner 4' Furuno open array 48 mile radar scanner Aluminum mast for second radar (3) Flag halyards on mast Small ventilation hatch forward (3) Double arm windshield wipers/washers

Tower

18 Step Pipewelders tuna tower Tower deck is 10' wide Molded in FRP console pod CAT

electronic single lever engine controls CAT electronic LCD gauge panels ABT bow thruster control Hydraulic power wheel steering Full 8' wide buggy top Kahlenberg Five trumpet chrome air horn w/signal light (4) 500 Watt Quartz tower lights Ensign staff from tower sole Flip up 3 person seat Teaser reel Garmin 5212 GPS/radar/fish finder Simrad AP70 autopilot CAT independent backup panel Ritchie 4" Powerdamp magnetic compass Icom M506 VHF w/DSC & remote mic Furuno FD33 data/GPS Maretron weather receiver Furuno GPS sensor Garmin GPS sensor SMX weather receiver (4) Electronics breakers KVH HD-7 Tracvision antenna KVH V-7 Trac Phone antenna

Engine Room

Entered via a doggable door below the lift upstairs Twin CAT C-30 12 cyl. engines 1550 HP each, installed during 2005 refit Full CAT gauge panel w/start/stops ZF 2050 Marine Gears, 2.519 to 1 reduction gears w/electronic trolling feature Updated "Rubber Design" engine mounts Aircept crankcase ventilation Aircepts on generator 4.5" Stainless steel shafts Aluminum stern tube w/Tides Marine dripless shaft seals Nibral 5 blade 43" x 43" main propellers Hydraulic steering system beneath Cockpit Metcalf Marine exhaust, hard coat epoxy stainless steel exhaust risers w/fiberglass piping to aft exhaust Sound Down mufflers on generators Naiad stabilizer system w/7.5 sq. ft. fins Stand pipe style sea chests w/crossover valves 220 Volt bilge pumping system w/(6) manifolded pickups & crossover to 220 volt 220V Fire pump as a secondary backup 220V Fuel transfer system w/manifold & Tuthill flow meter 220V Oil change system w/Quick disconnects on mains, generators & marine gears HMX sewage treatment system 75 Lb. Halon fire suppression system 220 Volt fire pump 120,000 BTU Aqua Air chilled water AC system for vessel's interior (2) Davey 240 Volt freshwater pumps Head Hunter 24 volt DC freshwater pump Remote mount Galley refrigerator compressor w/digital temp selector Remote mount Galley freezer compressor w/digital temp selector Rheem fiberglass 60 Gallon hot water heater w/circulation pump 1300 GPD Matrix watermaker Air compressor system for Engine Room Tank tender gauges for fuel, water Workbench, bench grinder Fresh oil tank Used oil tank Racor fuel filters Engine Room exhaust blowers Color coded Pipe identification system Diamond plate decking ABT 20 HP bow thruster driven from PTO on inboard generator 220 Volt fuel transfer pump 220 Volt air compressor Air conditioned Engine Room, (2) units Head Hunter graphic display for freshwater, grey water, (3) fuel tanks 20 Station audio visual alarm panel for engine/ship's systems 5 Drawer Craftsman toolbox (5) Fluorescent overhead light fixtures Bow thruster hydraulic supply reservoir Stabilizers hydraulic supply reservoir Dual Racor 1000 fuel filters for each engine w/vacuum gauges (2) CAT coolant recovery bottles Audible alarms for exterior freezers Day tank

Electrical

12/24 Volt DC systems 120/240 Volt 60 Hz AC systems Northern Lights MP-445T Luger engine 55 KW generators, 5611 hours Northern Lights MP-445T Luger engine

55 KW generators, 5673 hours Sentry 24 volt 60 amp battery charger Sentry 12 volt 60 amp battery charger (2) 100 Amp shore cord connections (aft) Engine Room 220 volt “breaker panel” #1 w/(36) breaker protected circuits Engine Room 220 volt “breaker panel” #2 w/(33) breaker protected circuits Analog volt & amp meters for shore, gen 1 & gen 2 Frequency meters for both generator outputs (2) Selector switches for port gen, shore, starboard gen (1) Selector switched for port or starboard 100 amp supply Main input breakers for gen 1, gen 2, & shore power Engine Room 12 volt breaker panel w/(5) breaker protected circuits w/analog volt meters & (2) source selector switches Engine Room 24 volt breaker panel w/(12) breaker protected circuits w/analog volt meters & (2) source selector switches Electrical panels built by Rietschoten & Houwens, Rotterdam (8) 12 Volt batteries under sole Weseman 104 amp transformer in aft bilge area Capac 5030 corrosion monitor Generator load bank

August 30, 2018 Bottom Inspection

In an effort to remove one possible impediment to a sale, **COMANCHE** was hauled for a bottom inspection/ultrasound. A “Defelsko” ultrasonic thickness gauge was used to test over 572 different carefully graphed stations in the underwater hull area by a noted local surveyor.

In addition the props were pulled, Prop Speed added, shaft run out measured at the taper “in place”, all four strut bearings measured.

Results: 1) No apparent wastage or pitting the aluminum 2) Antifouling in good condition 3) Epoxy barrier coat was adhering well to the hull plating 4) Shaft run out tolerance less than .003 5) Bearing tolerance less than .020

See photos labeled 8/30/18 Bottom Inspection

Notes

During 2005 COMANCHE received a complete Engine Room redesign and refit. Work included new engines, transmissions, generator, exhaust systems, pumps, HVAC systems and much more! At that time many of the boat’s electronic systems (AV and navigation) were updated as well.

Remarks

Sold by the listing broker to the current owners 24 years ago, **COMANCHE** remains an icon in yachting circles. She was built as the second of two GALLANT LADY Feadship Sportfisherman. At the time of her build there were no larger pedigree “Yacht Fisherman” on the water. While the market has dictated newer larger and faster

Sportfisherman none have the class, grace or quality of a Feadship. Largely in tact to her original design only systems have been upgraded. Her original Feadship features remain. Your chance to “own an icon.”

"**COMANCHE**" has graciously been donated to AMIKids; a nationally recognized charity with a 50 year history in the marine industry. AMIKids is offering Comanche on a three year lease with option to those qualified. Please ask Broker for additional details.

As a part of the required material improvement the Foundation has spent has spent over \$200K on the following updates:

- 1) Bottom paint, cutlass bearings and prop speed 9/20
- 2) Engine services to include aftercooler, heat exchanger, transmission cooler and oil cooler cleaning, new raw water pumps, oil filter, zincs \$21K 8/20
- 3) Full generator services 8/20
- 4) AC raw water piping and valves replaced 9/20
- 5) One new AC chiller, 4 new air handler 9/20
- 6) Various survey items corrected

Exclusions

While every effort was made to list all pertinent included equipment aboard COMANCHE, there are some personal belongings aboard. Prospective purchasers should assume any item not specifically mentioned herein will not convey at closing.

Disclaimer

Specifications are provided for informational purposes only. Data was obtained from sources believed reliable but is not guaranteed by owner or brokers. Buyer assumes responsibility to verify all speeds, capacities, consumption's and other measurements contained herein and otherwise provided and agrees to instruct his agents to confirm such details prior to purchase. Vessel is subject to prior sale, price and inventory changes and withdrawal from market without notice.

Исключения


При продаже яхты исключаются личные вещи владельца.

Отказ от ответственности


Компания предоставляет описание судна или яхты добросовестно, но не может гарантировать точность этой информации, а также не ручается за техническое состояние. Покупатель должен проинструктировать своих агентов или оценщиков исследовать представленную информацию более подробно, по собственному желанию. Продажа судна или яхты, изменение цены или снятие с продажи будет происходить без предварительного уведомления.

ФОТОГРАФИИ

Salon Looking Forward



Salon Settee to Starboard




Salon Settee Looking Aft




Salon Seating to Port



Salon Seating Looking Aft to Port



**Salon Seating Looking Forward
Portside**



Galley



Galley Looking to Starboard



Galley Looking Aft



Galley




Starboard Side Freezer Area




Starboard Side Looking Forward



Starboard Side Looking Aft



Portside Guest Cabin Looking Forward



Portside Guest Cabin Head



Starboard Side Guest Cabin



Starboard Side Guest Cabin



Starboard Side Guest Head




Starboard Side Crew Cabin




Starboard Side Crew Head



Master Looking Forward



Master Looking to Port



Master Looking to Starboard



Master Settee




Master Head




Large Master Shower




Windlass




Bow



Bow



Tender



1700 Lb. Tender Crane



Cockpit



Fighting Chair



Observation Deck



Aft Control Station




Helm Looking to Port



Helm Looking to Starboard



Helm Detail




Seating Forward of Helm



Starboard Side Settee




Tower




Tower Helm




Tower Electronics



Tower Electronics



View Forward from Tower



View Aft from Tower



Engine Room Looking Forward




Starboard Engine




Port Engine




Port Engine




Twin 35 KW Northern Lights Generator



Sound Down Muffler




Alternate Profile



"Own and Icon!"




Nameboards




Kahlenberg 5 Trumpet Horn




Mast



"There Are Yachts and There Are Feadships"




8/30/18 Bottom Inspection



8/30/18 Bottom Inspection



8/30/18 Bottom Inspection



8/30/18 Bottom Inspection




8/30/18 Bottom Inspection



8/30/18 Bottom Inspection




8/30/18 Bottom Inspection



8/30/18 Bottom Inspection



Layout



КОНТАКТЫ

Андрей Шестаков (Andrey Shestakov) – ведущий яхтенный брокер отдела продаж яхт и судов компании Shestakov Yacht Sales Inc. Официальный представитель Shestakov Yacht Sales Inc. для русскоговорящих клиентов в центральном офисе компании в Майами/Форт Лодердейл/Флорида/США.

Контактная информация

Email: **andrey@shestakovyachtsales.com**

Web: **shestakovyachtsales.com**

Телефоны

Краснодарский край: **+7(918)465-66-44**

США, Майами, Флорида: **+1(954)274-4435**

Время работы

Понедельник – Суббота: **9:00 - 21:00** EDT

Воскресенье: **Закрето**

Адрес



Harbour Towne Marina, 850 NE 3rd St, STE 213, Dania, FL 33004