

NO NAME — LINSSEN



Builder: LINSSEN

Year Built: 2002

Model: Trawler

Price: PRICE ON APPLICATION

Location: United States

LOA: 32' 0" (9.75m)

Beam: 11' 3" (3.43m)

Min Draft: 3' 3" (0.99m)

Cruise Speed: 8 Kts. (9 MPH)

Max Speed: 9 Kts. (10 MPH)

Our experienced yacht broker, Andrey Shestakov, will help you choose and buy a yacht that best suits your needs **NO NAME — LINSSEN** from **our catalogue**. Presently, at **Shestakov Yacht Sales Inc.**, we have a wide variety of yachts available on **our sale's list**. We also work in close contact with all the big **yacht manufacturers** from all over the world.

If you would like to buy a yacht **NO NAME — LINSSEN** or would like help answering any questions concerning purchasing, selling or chartering a yacht, please call **+1(954)274-4435**

TABLE OF CONTENTS

TABLE OF CONTENTS	2
SPECIFICATIONS	5
Basic Information	5
Dimensions	5
Speed, Capacities and Weight	5
Accommodations	5
Hull and Deck Information	5
Engine Information	6
DETAILED INFORMATION	7
32' Linseen Dutch Sturdy AC 320 Trawler	7
Walkthrough	7
Salon	7
Electronics	7
Galley	8
Master Stateroom	8
Head	8
Guest Cabin	9
Mechanical Equipment	9
Electrical Equipment	9
Decks	9
Electronics at Upper Helm	10
Recent Upgrades	10
Additional Comments	10
Exclusions	10
Disclaimer	10
PHOTOS	11
Salon	11
Salon/Lower Helm Station	11

Lower Helm Station	11
Lower Helm Station	11
Lower Helm Station Controls	11
Lower Helm Station Controls	11
Salon Facing Aft	11
Galley	11
Galley	12
Galley	12
Master Cabin - Aft	12
Master Cabin - Aft	12
Guest Cabin - Forward	12
Head	12
Head	12
Foredeck	12
Mast	13
Facing Aft	13
Facing Aft	13
Upper Helm Station	13
Upper Helm Station	13
Upper Helm Station Controls	13
Upper Helm Station Facing Aft	13
Port Profile	13
Starboard Profile	14
Stern	14
Engine Compartment	14
Engine Compartment	14
Engine Compartment	14
CONTACTS	15
Contact details	15

Telephones	15
Office hours	15
Address	15

SPECIFICATIONS

Basic Information

Category: Trawler

Model Year: 2002

Year Built: 2002

Country: United States

Dimensions

LOA: 32' 0" (9.75m)

LWL: 26' 5" (8.05m)

Beam: 11' 3" (3.43m)

Min Draft: 3' 3" (0.99m)

Clearance: 9' 0" (2.74m)

Speed, Capacities and Weight

Cruise Speed: 8 Kts. (9 MPH)

Max Speed: 9 Kts. (10 MPH)

Displacement: 22000 Pounds

Water Capacity: 118 Gallons

Holding Tank: 58 Gallons

Fuel Capacity: 106 Gallons

Accommodations

Total Cabins: 2

Total Berths: 5

Sleeps: 6

Total Heads: 1

Hull and Deck Information

Hull Material: Steel

Deck Material: Teak

Hull Configuration: Full Displacement

Hull Color: Blue

Engine Information

Engines: 1

Manufacturer: Volvo Penta

Model: TAMD-31M

Engine Type: Inboard

Fuel Type: Diesel

DETAILED INFORMATION

32' Linseen Dutch Sturdy AC 320 Trawler

32' Linseen Dutch Sturdy AC 320 Trawler Linssen has been building fine quality yachts since 1949 and counts more than 3,000 launches. The Dutch Sturdy 32 offers spaciousness and comforts for a yacht that seems much larger than her actual size. With sleeping capacity for 6, this exceptional yacht offers the liveaboard lifestyle with the ability to have guests remain aboard comfortably for longer passages. The Linssen 32 is perfect for the Great Loop, cruising the Bahamas, or anywhere that shallow draft, low air draught, and safety are primary concerns.

Walkthrough

Boarding is from port or starboard amidships gates or from the transom entry via the swim platform. Entry from the aft deck and down a few stairs leads to the open salon. The lower helm station portside is a convenient alternative station for boat handling when inclement weather makes ondeck ship handling less conducive. The salon has a large area to starboard for entertaining and dining. Down 2 steps is the galley. Guest cabin is forward. Master cabin is aft of the salon. Teak and holly soles throughout. The satin varnished cherry cabinetry exudes the Dutch quality.

Salon

The salon is spacious with panoramic windows allowing for plenty of light and fresh air ventilation. The lower helm station is forward on the port side. To starboard is an upholstered settee that seats 6 with a large dining table. Generous stowage. Access to the engine compartment is through removable hatches in the sole.

- Overhead hatch
- Halogen lights
- Cabinets
- Shelving
- Wooden ship's wheel

Electronics

- Raymarine ST 6000 autopilot
- Raymarine ST 60 GPS receiver
- Raymarine 60 Tri-data
- Raymarine 60 rudder indicator

- Vetus bow thruster control
- Morse engine control
- Tachometer
- Temperature gauge w/alarm
- Oil gauge w/alarm
- Tankwatch 4 monitor for blackwater
- Tankwatch 4 monitor for graywater
- Electroguard cathodic monitor
- Pioneer XM radio
- Horn (new)

Galley

Down 2 steps and forward of the salon is the galley. Large sink with undercounter appliances allows for good space for food prep.

- Trident 2 burner propane stove
- Isotherm refrigerator/freezer (new)
- Cabinets
- Cupboards
- (2) Opening portlights

Master Stateroom

The master stateroom is aft of the salon and down 2 steps. A double berth is to starboard with a single berth on portside. Good lighting and fresh air ventilation via overhead hatch/emergency escape and opening portlights with screens.

- Double bed
- Single bed
- Hanging locker
- Cabinets
- Night stand
- Reading lights
- (4) Opening portlights

Head

Ensuite head is roomy with tiled floor. The electric Bemis toilet and blackwater system were renewed Nov. 2016. The head is flushed with water either from the freshwater tanks or sea water. Opening portlights.

Guest Cabin

The guest cabin is forward of the galley. The lower bed is a double with a single Pullman berth above.

- Hanging locker
- Cabinets
- Overhead hatch
- Opening portlights
- Reading lights

Mechanical Equipment

In 2017, Nordic Marine serviced the engine, including changing filters, oil, impeller, belts, and plug fittings replaced. The fuel tank was serviced and all fuel lines replaced with new.

- Volvo TAMD-31M 88hp engine (430 hours)
- Vetus bow thruster
- Cruiseair air conditioning

Electrical Equipment

The Fisher Panda 4kW generator was removed, new motor mounts installed, impeller and pump belt replaced. New ignition switch at lower helm. ICCP (Impressed Current Cathodic Protection) system installed with isolation transformer.

- Mastervolt battery charger
- 60 hZ, 12v systems
- 50 amp shore cord power outlet
- 50' shore power cord

Decks

- Vetus 12V electric anchor windlass
- Teak decks
- Bimini top
- (2) dockboxes w/ cushions
- Cockpit shower
- Swim ladder

Electronics at Upper Helm

- Raymarine ST 6000 autopilot
- Raymarine ST 60 GPS receiver
- Raymarine 60 Tri-data
- Raymarine 60 rudder indicator
- Vetus bow thruster control
- Morse engine control
- Tachometer
- Warning lites for oil and temp

Recent Upgrades

- Cruisair SMX, new 11/16
- Head and blackwater system, new 11/16
- Batteries, new 11/16
- Complete paint job, 6/17
- Mechanical servicing, 7/17
- All thru-hulls and valves replaced
- Propane tank, new

Additional Comments

Solid steel construction by a pedigreed Dutch builder provides safety and comfort in this air-conditioned, low hour, easy to operate mini-yacht. The mast easily folds down to reduce air draught to 9 feet. Perfect cruiser for Bahamas, Great Loop, PNW, Great Lakes, or just about anywhere weekend cruising or liveaboard lifestyle determines. This is a must see vessel - her LOA belies her liveaboard roominess.

Exclusions

Owner's personal belongings.

Disclaimer

The Company offers the details of this vessel or yacht in good faith but cannot guarantee or warrant the accuracy of this information nor warrant the condition of the vessel. A buyer should instruct his representatives, agents, or his surveyors, to investigate such details as the buyer desires validated. This vessel or yacht is offered subject to prior sale, price change, or withdrawal without notice.

PHOTOS


Salon




Salon/Lower Helm Station




Lower Helm Station




Lower Helm Station




Lower Helm Station Controls




Lower Helm Station Controls



Salon Facing Aft



Galley




Galley



Galley




Master Cabin - Aft




Master Cabin - Aft




Guest Cabin - Forward




Head




Head



Foredeck



Mast



Facing Aft




Facing Aft



Upper Helm Station




Upper Helm Station



Upper Helm Station Controls



Upper Helm Station Facing Aft



Port Profile




Starboard Profile




Stern




Engine Compartment



Engine Compartment



Engine Compartment



CONTACTS

Andrey Shestakov, leading yacht broker of the sales department of Shestakov Yacht Sales Inc. Shestakov Yacht Sales Inc., the official representative of the Miami/Fort Lauderdale FL headquarters.

Contact details

Email: **andrey@shestakovyachtsales.com**

Web: shestakovyachtsales.com/en/

Telephones

USA: **+1(954)274-4435**

Office hours

Monday – Saturday: **9:00 - 21:00** EDT

Sunday: **closed**

Address



Harbour Towne Marina, 850 NE 3rd St, STE 213, Dania, FL 33004