

HAPPINESS IS — JEFFERSON



Builder: JEFFERSON

Year Built: 2000

Model: Motor Yacht

Price: PRICE ON APPLICATION

Location: United States

LOA: 60' 0" (18.29m)

Beam: 16' 0" (4.88m)

Min Draft: 4' 7" (1.40m)

Max Draft: 4' 9" (1.45m)

Cruise Speed: 20 Kts. (23 MPH)

Max Speed: 23 Kts. (26 MPH)

Our experienced yacht broker, Andrey Shestakov, will help you choose and buy a yacht that best suits your needs **HAPPINESS IS — JEFFERSON** from our catalogue. Presently, at **Shestakov Yacht Sales Inc.**, we have a wide variety of yachts available on our sale's list. We also work in close contact with all the big **yacht manufacturers** from all over the world.

If you would like to buy a yacht **HAPPINESS IS — JEFFERSON** or would like help answering any questions concerning purchasing, selling or chartering a yacht, please call **+1(954)274-4435**

TABLE OF CONTENTS

TABLE OF CONTENTS	2
SPECIFICATIONS	6
Basic Information	6
Dimensions	6
Speed, Capacities and Weight	6
Accommodations	6
Hull and Deck Information	7
Engine Information	7
DETAILED INFORMATION	8
Walkthrough	8
Galley	9
Dining Area	9
Salon	9
Pilothouse	10
Lower Deck Lounge Area	11
Forward Cabin	11
Forward Cabin Head	11
Centerline Companionway	12
Portside Midship Guest Cabin	12
Midship Guest Head	12
Master Cabin	12
Master Head	13
Foredeck	13
Aft Deck	14
Cockpit	14
Flybridge	14
Helm Equipment	15
Boat Deck	15

Engine Room	15
Electrical	15
Remarks	16
Exclusions	16
Exclusions	16
Disclaimer	16
PHOTOS	17
Galley Looking Forward	17
Galley Looking Starboard	17
Galley on Portside	17
Dinette	17
Dinette	17
Galley Looking Aft	17
Salon Sofa to Port	17
Salon Sofa Looking Aft	17
Salon to Starboard	18
Salon Looking Forward	18
Pilothouse	18
Helm	18
Helm Lower	18
Flybridge Stairs	18
Lounge Area Desk	18
Lounge Area Desk	18
Lower Lounge	19
Lower Lounge as Sleeper Sofa	19
Forward Cabin Portside	19
Forward Cabin Starboard Side	19
Forward Cabin Head	19
Forward Cabin Head	19

Companionway Laundry Center	19
Mid Guest Cabin	19
Mid Guest Cabin	20
Mid Guest Head	20
Mid Guest Shower	20
Master Cabin	20
Master Cabin to Port	20
Master Cabin to Starboard	20
Master Head	20
Bow	20
Windlass Detail	21
Bow Seat	21
Bow	21
Side Deck	21
Aft Deck to Starboard	21
Aft Deck to Port	21
Cockpit to Starboard	21
Cockpit to Port	21
Flybridge Forward	22
Flybridge Access	22
Flybridge Seating to Port	22
Flybridge Seating to Starboard	22
Flybridge Deck	22
Flybridge Deck	22
Helm	22
Helm Detail to Port	22
16" Port Garmin	23
Helm Detail Center	23
16" Starboard Garmin	23

Helm Detail Starboard	23
Boat Deck & Tender	23
Starboard Engine Room Forward	23
Starboard Engine Room Aft	23
Port Engine Room Forward	23
Port Engine Room Aft	24
Stern Quarter	24
Alternate Profile	24
Home Dock	24
Fuel Consumption Test	24
Layout	24
Layout	24
CONTACTS	25
Contact details	25
Telephones	25
Office hours	25
Address	25

SPECIFICATIONS

Basic Information

Category: Motor Yacht

Sub Category: Cockpit

Model Year: 2001

Year Built: 2000

Country: United States

Vessel Top: Radar Arch and Bimini

Cockpit: Yes

Dimensions

LOA: 60' 0" (18.29m)

LWL: 56' 0" (17.07m)

LOD: 60' 0" (18.29m)

Beam: 16' 0" (4.88m)

Min Draft: 4' 7" (1.40m)

Max Draft: 4' 9" (1.45m)

Speed, Capacities and Weight

Cruise Speed: 20 Kts. (23 MPH)

Cruise Speed RPM: 1950 Kts.

Max Speed: 23 Kts. (26 MPH)

Max Speed RPM: 2300 Kts.

Gross Tonnage: 45 Pounds

Water Capacity: 200 Gallons

Holding Tank: 60 Gallons

Fuel Capacity: 825 Gallons

Accommodations

Total Cabins: 3

Total Berths: 5

Sleeps: 6

Total Heads: 3

Hull and Deck Information

Hull Material: Fiberglass

Deck Material: Fiberglass

Hull Configuration: Modified V-Hull

Hull Designer: Hershine

Exterior Designer: Jefferson Yachts

Interior Designer: Jefferson Yachts

Engine Information

Engines: 2

Manufacturer: Caterpillar

Model: 3406E

Engine Type: Inboard

Fuel Type: Diesel

DETAILED INFORMATION

Walkthrough

Boarding **HAPPINESS IS** is easiest via the aft end of the boat. From a fixed dock one can step onto the gunnel. From a floating dock, onto the swim platform, through the transom door into the Cockpit and up four steps to the covered Aft Deck. The Aft Deck has a portside cabinet with a Corian countertop and stainless steel BBQ grill above.

The Salon is entered via a sliding portside door. Immediately to starboard is the Galley. Unusual in its aft placement it opens the Salon up and is quite roomy. To port is an L shaped dining table with foldable leaves to seat six.

Next forward is the Salon with a leather couch to port, with a wood cocktail table in front. To starboard are two swivel barrel chairs with an end table and table lamp above.

Forward is additional refrigerator/freezer space and a 40" Samsung LCD TV.

Separated by a glass and wood partition is the Pilothouse, next forward.

The Pilothouse has a centerline helm, a full compliment of upgraded electronics plus wing doors port and starboard. Steps to starboard lead to below.

At the base of the stairs is an L shaped lounge to port with a desk to starboard. The sole of this area is planked cherry.

The lounge converts to sleep two and a pullout curtain provides privacy from the centerline Companionway.

Forward is the Guest Cabin with over/under bunks to port and a two person settee and private head to starboard.

Heading aft from the Lounge Area and down three steps is the Laundry Center followed by a head and shower.

To port across the Companionway is a Cabin with two lower berths and ample storage.

Further aft between the four access doors to the Engine Room is the private Master Cabin. A king size berth on centerline with abundant port and starboard storage plus a large head with a tub shower easily define this cabin as the Master's.

The Flybridge is accessed solely by the steps from the Pilothouse.

The helm is centerline with helm and companion seats, seating to port and starboard plus large Bimini top covered area aft the midship radar arch.

A Zodiac RIB tender and crane are all the way aft.

Galley

Immediately to starboard when entering from the Aft Deck is the Galley fully open to the Salon.

It is U shaped and contains the following features:

Planked wood sole Mica countertops Large open aft window to Aft Deck (2) Under counter Sub Zero refrigerators Kenyon 3 burner Ceran top cooktop GE under counter oven GE full size dishwasher Stainless steel sink w/pullout spray faucet & water tank gauge Small stainless steel bar sink Broan trash compactor Top loading storage cabinet GE Profile microwave/convection oven above counter w/light & exhaust fan (6) High gloss teak cabinets (1) Two door corner cabinet w/Lazy Susan within (4) High gloss teak doors Large side windows w/drapes and mini blinds (3) Overhead Halogen mini spots Diamond shaped ceiling detail

Dining Area

Immediately to port upon entering the main deck Salon area is an L shaped settee with two storage drawers below and additional storage below the cushions.

Adjustable height table with two drop leaves will allow dining for six if two occasional chairs are used.

Also in this area are the following features:

Carpeted sole (finished wood beneath) Second Broan trash compactor U Line eye level icemaker Side windows w/miniblinds & full drapes Full drapes across aft entry door (3) Overhead halogen mini spots

Salon

The Salon is next forward and open to the Galley and Dinette area.

A three to four person leather sofa is to port with a two level high gloss burlwood coffee table lying in front. Behind are large opening side windows with both full drapes and miniblinds.

Opposite are two upholstered swivel chairs with a built in end table with storage below and Lucite table lamp above. Full drapes and miniblinds cover the opening windows outboard.

Forward of the sofa is a bar area with a U Line refrigerator and a U Line freezer, both with matching wood joinery panels to help them blend in. Also in this area are two storage cabinets and a drawer. Above is a mounted Samsung 40" LCD TV.

Forward of the swivel chairs to starboard is a cabinet with the yacht's entertainment electronics. This includes a Yamaha AM/FM/AV receiver, a Samsung DVD player, a Nile Audio speaker selector switch and a KVH Sat TV service point.

Also in the Salon are five overhead speakers, a burlwood ceiling detail, nine overhead halogen mini spots, a carpeted sole, digital AC controls, three additional storage cabinets and an etched glass divider between the Salon and Pilothouse.

Pilothouse

Next forward from the Salon but partially open to the Salon is the Pilothouse. The helm is centerline with a large raised helm pod containing lots of new Garmin electronics. A three panel windshield is forward.

Aft is a three person raised helm seat with three large and three small cabinets below, plus a folding footrest.

There are sliding port and starboard Pilothouse doors to the side decks

Equipment includes the following gear:

Garmin 7212 XSV plotter/radar/monitor
Garmin 7212 XSV plotter/radar/monitor
Garmin autopilot
Garmin GMI-20 depth/sound/data
Garmin handheld autopilot remote
Hynautic clutch & throttle controls
3" Ritchie magnetic compass (3)
Wema fuel tank gauges
VDO rudder angle indicator
Datamarine digital depth monitor
CAT analog/digital gauge package w/alarm panel
Start/stop switches
Low idle control
Scroll switch for CAT gauges (3)
Windshield wiper switches & washer
Icom M-506 VHF w/DSC
Furuno GP 1850 DF plotter/depth finder
Voyager camera monitor
Windlass controls
Exhaust high temp alarm
Bow thruster controls
FLIR night vision camera control
Naiad stabilizer controls
Carlise Finch spotlight joystick (3)
Fireboy Halon system override controls (3)
Fireboy Halon system manual pull cables
Wood helm wheel
12 Potion 12 volt electronics breaker panel
Large cabinet door to access area under helm
SMX II digital AC controls
8 KW generator start/stop panel w/full gauges
15 KW generator start/stop panel w/full gauges
Main DC electrical panel
Main AC electrical panel
Drapes for Pilothouse side windows
Central vacuum outlet (8)
Teak steps to Flybridge, each w/step light (4)
Overhead Halogen mini spots
DC outlet
Top loading chart cabinet to port of helm
All manuals & records below helm seat
Indicator panel for nav lights, generators & bilge pumps

Lower Deck Lounge Area

Down five steps from the Pilothouse is a full beam Lounge Area. Immediately at the bottom of the steps on the starboard side is a desk area with a hinged top, four drawers and two tambour sliding cabinets perfect for storing a printer.

The sole of this area is planked cherry with two large hatches that access the generators.

To port starting aft is an L shaped settee that has two drawers below and a pullout section to make a two person double berth. Forward are three auto lit hanging locker cabinets with three storage cabinets above. Outboard of the settee are four large cabinets with an opening side window above matching that over the desk area. Both have full drapes. Also in this area is an office chair, digital AC, seven overhead mini spots and a curtain that pulls out of a cabinet to give privacy to the settee when used as a berth.

Forward Cabin

Down three steps from the Lounge Area is the Forward Cabin with a sliding pocket door. Starting aft to port is an auto lit hanging locker. Next forward are two single berths. Above the upper berth is an opening stainless steel porthole with full drapes and rope lighting behind the valance.

Below the lower berth are two storage drawers. Each berth has a reading light. To starboard is a two person settee with five curved cabinet doors above.

Next aft is the private Head.

Also in this cabin is a planked cherry sole, rope locker access, escape/ventilation hatch above, digital AC controls, two stereo speakers, a CO monitor and a planked cherry sole.

Forward Cabin Head

Within the Forward Cabin is a private head. The vanity has two cabinet doors below and a Corian countertop and molded sink above.

A beveled edge mirrored medicine cabinet is above the sink.

The shower has a bi-fold door, handheld or wall mounted shower fixture and opening stainless steel porthole with privacy drapes and a Vacuflush toilet within.

Centerline Companionway

Down two steps from the Lounge Area is a Centerline Companionway. Starting forward is a locker dedicated to the central vacuum hose. Next aft are four cabinet doors enclosing the yacht's GE Spacemaker Laundry Center. This is followed by the Mid Guest Head to starboard. To port is the Mid Guest Cabin.

Next aft are two doors port and two doors starboard with additional access panels into the Engine Rooms.

Furthest aft is the entry into Master Suite.

Above are five halogen mini spots below eight hatches to the bilge.

Portside Midship Guest Cabin

The Portside Midship Guest Cabin is entered via the aft end. Two single berths are off the forward bulkhead with a hinged top nightstand between. There are two drawers below each berth.

The aft bulkhead has a half height auto lit hanging locker, three storage cabinets and four drawers.

Outboard are two opening stainless steel portholes behind full drapes. Also in this cabin are two stereo speakers, four halogen mini spots, digital AC controls, a CO monitor and a planked cherry sole.

Midship Guest Head

Across the Companionway is the Guest Head that also serves as a Day Head. The sole is of planked cherry. The vanity has two cabinet drawers below, a Corian countertop with molded sink and two outboard cabinets to serve as medicine cabinets above. An opening stainless steel porthole with drapes is above.

The stall shower has a bifold door, a handheld or wall mounted fixture, a light and an opening stainless steel porthole with drapes.

The toilet is a Vacuflush model.

Also in the head is a beveled edge mirror above the sink and an AC vent.

Master Cabin

All the way aft is the full beam Master Cabin. The sole is matching planked cherry. The queen size berth is on centerline. The headboard is mirrored with reading lights port and starboard. Above the mirror is a shelf with an escape hatch centerline aft and full drapes across the beam.

Nightstands with one drawer and one cabinet are either side of the berth. Further outboard are twin three shelf storage lockers.

To port outboard are four drawers and four cabinets below a high gloss teak countertop. Forward is a hinged top vanity with a beveled edge mirror inside.

Above is a large mirrored panel and two opening stainless steel portholes behind full drapes. Forward is a two door TV cabinet. Next forward is a large walk in auto lit hanging locker with an additional two door locker forward.

To starboard are three drawers, four cabinets and a hinged top storage area with mirrors, two portholes and drapes above.

Next forward is the Master Head. Also in this cabin is a burlwood ceiling detail, six overhead mini spots, stereo speaker, CO monitor and digital AC control.

Master Head

The private Master Head has a vanity with three cabinet doors below and a Corian countertop above with a molded sink and beveled edge mirror above. Aft is a two door medicine cabinet.

The toilet is a Vacuflush model. Forward is a tub/shower with a sliding door, shelves, opening stainless steel porthole with drapes and a handheld or wall mounted shower fixture.

Also in the Head is an AC vent, exhaust fan, three overhead lights. The sole is planked cherry.

Foredeck

Two tone fiberglass nonskid decks Molded FRP bow pulpit Simpson Lawrence vertical windlass Up/down foot switches for windlass Aritex 60 lb. stainless steel plow anchor Welded stainless steel bow rails w/lifelines Raised bulwarks w/hawse pipes (2) Stainless steel double fender baskets Stainless steel trimmed deck hatch 6 Person bow seat w/removable cushions GFCI outlet (3) Port & (3) starboard spring line cleats Pilothouse rail break entry Port & starboard overhead lights at Pilothouse door International Navigation lights stainless steel handrail at house sides Black Textulene windshield cover (3) Windshield wiper/washers FLIR night navigation camera Dual trumpet air horns

stainless steel handrails at Coach Roof Starboard side 50 amp shore cord inlet Carlise Finch large stainless steel spotlight

Aft Deck

Two tone nonskid deck Stainless steel rail w/FRP enclosure w/hinged door at Cockpit steps (3) Overhead lights Large opening window into Galley 4 Panel clear vinyl enclosure Sliding door into Salon Portside cabinet w/(2) doors & Corian top Nexgrill stainless steel gas grill (2) Stereo speakers

Cockpit

The small Cockpit (3.5 feet) makes a very useful addition to this model as access to water is now simple and encouraged.

Equipment includes:

Fiberglass nonski swim platform Under mounted swim ladder Hinged walkthrough transom door & gate Two tone fiberglass nonskid deck Ensign pole & socket Below gunnel cleats w/aft & side hawse holes (2) Flush mount rod holders 50 Amp 220 volt Glendinning shore power cable Portside & Cockpit controls w/start/stop switches under hinged top (2) Stainless steel fender baskets Cockpit shower, hot & cold Freshwater wash down spigot 50 Amp shore cord inlet Telephone/TV cord inlet Shore water inlet w/pressure regulator Hatch to rudder area (2) 65 Gallon aux fuel tanks Emergency tiller access plate Cabinet for dock lines Escape hatch for Master on transom (4) Steps to Aft Deck (2) Quartz lights facing aft from Boat Deck

Flybridge

The Flybridge is accessed via steps in the Pilothouse. The helm is centerline with helm and companion seats. To port is an L shaped settee with a triangular table. To starboard is a bench seat and a cabinet with an icemaker and a molded sink.

Aft of this is a large open area with FRP dogger boards, an extended Bimini top and a gate to the Boat Deck.

Flybridge Equipment includes:

Folding FRP radar arch Two tone nonskid fiberglass deck Hinged hatch to Pilothouse steps Bimini top w/forward enclosure Venturi windshield w/stainless steel frame U Line stainless steel icemaker Viking 6 person life raft (out of date) (3) GFCI outlets (2) Down light radar arch (2) Stereo speakers Breaker panel for electronics Intellian Sat TV system w/dummy dome

Helm Equipment

(2) Garmin 7616 XSV 16" multi-function displays Garmin 6P20 data screen Garmin autopilot Icom M324 VHF w/DSC Hydraulic engine controls VDO rudder angle indicator Windlass controls Bennett trim tab controls Bow thruster controls (3) Fireboy engine shut/down override switches Stainless steel helm wheel Naiad stabilizer remote control Caterpillar analog/digital engine gauges w/alarm panel Engine start/stops 12 Volt outlet at helm 110V GFCI helm Indicator panel for nav lights, generator run & bilge pump (2) Storage lockers under helm (2) Pompanette helm chairs w/footrests Carlise & Finch spotlight control Open array HD Garmin radar scanner

Boat Deck

Electric tender davit 2002 13' Zodiac Yachtline tender w/steering helm 25 HP Mercury 4 stroke outboard engine Tender cradles

Engine Room

Naiad model 201 stabilizer system Cat 800 hp 3406 diesel engines Delta T ventilation fans Airsep crankcase ventilation system Cat coolant recovery bottles (2) 25 Lb. Fireboy fire suppression systems DC incandescent lights AC fluorescent lights Dripless shaft seals w/mounted spares Dual Racor 1000's w/vacuum gauges Freshwater spigot w/hose (4) Algae X fuel conditioners Custom aluminum shelving Hynautic hydraulic clutch control system Fuel manifold system w/Jabsco fuel transfer pump Oil Xchanger system (5) Drawer Kobalt stainless steel toolbox GFCI outlets Hatches for access from Salon for major engine work (2) Racor 500's for gens Generator Room exhaust blowers Coolant recovery bottles for both gens (5) Cruiseair AC's Raritan 15 gal. hot water heater Jabsco house water pump Freshwater spigot in Gen Room Fireboy system Gen Room ZF IRM0351A marine gears 2.5" Stainless steel prop shafts 32" x 36" Main 4 blade propellers Fuel tanks as follows: 430 g in Engine Rooms 270 g in aft tanks 130 g in Cockpit tanks

Electrical

120/220V AC systems 12/24V DC system Charles Sea Charger 60 amp 12V charger Mastervolt 40 amp 24V charger (3) Battery shutoff switches Newmar 12V power supply 16 KW Westerbeke gen in sound shield 8 KW Westerbeke gen in sound shield (2) 8D Batteries (2) 4D Batteries AC fluorescent lights Gen Room DC incandescent lights in Engine Room Main DC panel w/(28) breaker protected 12V circuits Main DC panel w/(12) fuse protected 12V circuits Main DC panel w/analog voltmeter Main DC panel w/(2) analog amp meters Main AC panel w/(8) breaker protected 220 volt circuits Main AC panel w/(26) breaker protected 110 volt circuits Main AC panel

w/shore1/shore2/gen1/gen2 selector switch Main AC panel w/(2) analog amp meters
Main AC panel w/(1) analog frequency meter Main AC panel w/(1) analog voltmeter

Remarks

HAPPINESS IS shows great with new top to bottom paint. Her high gloss teak interior sports three cabins, three heads and a convertible Lounge Area. Features include two generators, bow thruster, Naiad stabilizers, new Garmin electronics and a RIB tender. She represents great value for the money!

Exclusions

While every effort was made to list all pertinent included equipment aboard HAPPINESS IS, there are some personal belongings aboard. Prospective purchasers should assume any item not specifically mentioned herein will not convey at closing.

Exclusions


Owner's personal belongings.

Disclaimer


The Company offers the details of this vessel or yacht in good faith but cannot guarantee or warrant the accuracy of this information nor warrant the condition of the vessel. A buyer should instruct his representatives, agents, or his surveyors, to investigate such details as the buyer desires validated. This vessel or yacht is offered subject to prior sale, price change, or withdrawal without notice.

PHOTOS


Galley Looking Forward




Galley Looking Starboard




Galley on Portside



Dinette




Dinette



Galley Looking Aft



Salon Sofa to Port



Salon Sofa Looking Aft



Salon to Starboard



Salon Looking Forward



Pilothouse



Helm



Helm Lower



Flybridge Stairs



Lounge Area Desk



Lounge Area Desk



Lower Lounge



Lower Lounge as Sleeper Sofa



Forward Cabin Portside



Forward Cabin Starboard Side



Forward Cabin Head




Forward Cabin Head



Companionway Laundry Center



Mid Guest Cabin



Mid Guest Cabin




Mid Guest Head



Mid Guest Shower




Master Cabin



Master Cabin to Port



Master Cabin to Starboard



Master Head



Bow



Windlass Detail



Bow Seat



Bow



Side Deck



Aft Deck to Starboard



Aft Deck to Port



Cockpit to Starboard



Cockpit to Port



Flybridge Forward



Flybridge Access



Flybridge Seating to Port



Flybridge Seating to Starboard



Flybridge Deck



Flybridge Deck



Helm



Helm Detail to Port



16" Port Garmin



Helm Detail Center



16" Starboard Garmin



Helm Detail Starboard



Boat Deck & Tender



Starboard Engine Room Forward



Starboard Engine Room Aft



Port Engine Room Forward



Port Engine Room Aft



Stern Quarter



Alternate Profile



Home Dock




Fuel Consumption Test



Layout



Layout



CONTACTS

Andrey Shestakov, leading yacht broker of the sales department of Shestakov Yacht Sales Inc. Shestakov Yacht Sales Inc., the official representative of the Miami/Fort Lauderdale FL headquarters.

Contact details

Email: **andrey@shestakovyachtsales.com**

Web: shestakovyachtsales.com/en/

Telephones

USA: **+1(954)274-4435**

Office hours

Monday – Saturday: **9:00 - 21:00** EDT

Sunday: **closed**

Address



Harbour Towne Marina, 850 NE 3rd St, STE 213, Dania, FL 33004