

# 41FT 2016 INTREPID 410 EVOLUTION — INTREPID



**Builder:** [INTREPID](#)

**Year Built:** 2016

**Model:** Cruiser

**Price:** PRICE ON APPLICATION

**Location:** United States

**LOA:** 41' 0" (12.50m)

**Beam:** 12' 7" (3.84m)

**Min Draft:** 2' 6" (0.76m)

Our experienced yacht broker, Andrey Shestakov, will help you choose and buy a yacht that best suits your needs **41ft 2016 Intrepid 410 Evolution — INTREPID** from **our catalogue**. Presently, at **Shestakov Yacht Sales Inc.**, we have a wide variety of yachts available on **our sale's list**. We also work in close contact with all the big **yacht manufacturers** from all over the world.

If you would like to buy a yacht **41ft 2016 Intrepid 410 Evolution — INTREPID** or would like help answering any questions concerning purchasing, selling or chartering a yacht, please call **+1(954)274-4435**

# TABLE OF CONTENTS

---

|                                   |    |
|-----------------------------------|----|
| TABLE OF CONTENTS                 | 2  |
| SPECIFICATIONS                    | 4  |
| Overview                          | 4  |
| Basic Information                 | 4  |
| Dimensions                        | 4  |
| Speed, Capacities and Weight      | 4  |
| Accommodations                    | 4  |
| Hull and Deck Information         | 5  |
| Engine Information                | 5  |
| DETAILED INFORMATION              | 6  |
| Construction                      | 6  |
| Mechanical                        | 6  |
| Bridgedeck                        | 6  |
| Cockpit                           | 7  |
| Cabin                             | 7  |
| Exterior                          | 7  |
| Electrical                        | 8  |
| Manufacturer Provided Description | 9  |
| Exclusions                        | 9  |
| Disclaimer                        | 9  |
| PHOTOS                            | 10 |
| Manufacturer Provided Image       | 14 |
| Manufacturer Provided Image       | 14 |
| CONTACTS                          | 15 |
| Contact details                   | 15 |
| Telephones                        | 15 |
| Office hours                      | 15 |
| Address                           | 15 |



# SPECIFICATIONS

---

## Overview

---

This newly listed 41' Evolution is nicely equipped and ready to go. Well maintained cosmetically and mechanically. She's powered with triple Yamaha 350hp engines with warranty until 3/2022.

- FLIR Night Vision
- Underwater Lights
- Cable Master
- Garmin 7612 Touchscreen Electronics
- Bow Thruster

## Basic Information

---

**Category:** Cruiser

**Sub Category:** Express

**Model Year:** 2016

**Year Built:** 2016

**Country:** United States

## Dimensions

---

**LOA:** 41' 0" (12.50m)

**Beam:** 12' 7" (3.84m)

**Min Draft:** 2' 6" (0.76m)

## Speed, Capacities and Weight

---

**Water Capacity:** 80 Gallons

**Fuel Capacity:** 449 Gallons

## Accommodations

---

**Total Cabins:** 1

**Total Berths:** 1

**Total Heads:** 1

---

## Hull and Deck Information

---

**Hull Material:** Fiberglass

---

## Engine Information

---

**Engines:** 3

**Manufacturer:** Yamaha

**Engine Type:** Outboard

**Fuel Type:** Gas/Petrol

---

# DETAILED INFORMATION

---

## Construction

---

- 316 stainless fasteners throughout
- Composite fiberglass stringer system
- Fully integrated hull/motor well bracket
- Hand laid hull w/non-woven multi-directional reinforcements and vacuum bagged coring
- Hi-flex gel-coat
- High gloss white urethane painted bilges
- Resin infused liner and deck modules

## Mechanical

---

- (8kw) Compact diesel generator
- Aluminum fuel tanks with level senders
- Bronze thru-hulls with seacocks below waterline
- Fire suppression system in mechanical room w/automatic generator shut down
- Gas/water separator on generator exhaust system
- Power assisted hydraulic steering w/tilt helm
- Waste/holding tank odor proof polyethylene w/level sender and Tornado flush fitting
- Water tank food grade polyethylene

## Bridgedeck

---

- Bridge deck Infinity flooring woven vinyl
- Compass
- Electronics console, at helm
- Electronics console, companion port side
- Helm Seat double, three way electronic control and adjustable bolster and reversible back rest.
- Light, courtesy two pc
- Lighting, hardtop, 12 volt, LED
- Lighting, Red overhead night lighting
- Outlets, 1 x 2 gang GFCI
- Outlets, 2 x USB at helm console
- Settee L shaped (port side) with custom adjustable co-pilot seat fwd
- Settee, L shaped (starboard)
- Steering wheel, stainless steel

- Sunroof (electric)

## Cockpit

---

- Cockpit hatches guttered, gasket, "T" Handle Dogs and stainless steel gas springs
- Courtesy lights, 12 volt, LED three step lights two under gunnels
- Dockside fresh water Inlet
- Fresh water wash down outlet
- Insulated storage box aft
- Integrated starboard hull side access door w/fold out ladder system (dive door)
- Scuppers
- Sea water wash down outlet
- Self bailing cockpit
- Shore power Inlet (stainless steel)
- Transom shower with retractable hose, hot/cold

## Cabin

---

- Custom "U" shaped settee
- Dinette Table hi-lo electric, with solid wood surface with filler cushion to create additional berth
- Drawers, wood faced with stainless steel drawer slides
- Hanging locker with Automatic light 12 volts LED
- Hardware, stainless steel and chrome
- Headlining, soft panels
- Lighting, accent 12 volt LED
- Lighting, courtesy 12 volt LED
- Lighting, overhead , 12 volt, LED w/dimmers
- Lights, reading at berths 12 volts LED
- Outlets, AC 3 double outlets ELCI protected
- Queen Berth Forward with custom deluxe inner spring mattress
- Skylight Hatches (2) opening
- Skylights (2) fixed
- Sole, access hatches
- Sole, Hardwood
- Steps with hardwood treads
- Window shades, cabin
- Wood veneered cabinetry

## Exterior

---

- Anchor chain locker, self-draining/hidden cleat
- Anchor chute w/stainless steel chafe plates and anchor roller
- Anodized aluminum bow rail
- Boarding ladder on swim platform
- Bow eye
- Cleats, bow, spring and stern
- Deck fills (diesel, gas, water and waste pump out)
- Heavy-duty white rub rail
- Mast, navigation lights
- Non-skid deck and gunwales
- Skylight hatches in cabin
- Sun pad w/integrated cup holders
- Swim platforms port and starboard
- Windlass 12v, vertical, low profile, chain/rode, w/handheld remote
- Windshield (with wiper system) for (3) sided enclosed bridge deck w/opening side windows

## Electrical

---

- AC/DC Distribution system, 12 volt, 120 /240 volt 60/50 Hz with digital meters
- Air-conditioning, cabin , reverse cycle, with digital control
- Alarms, high bilge water
- Batteries, AGM glass mat, with boxes, lids and straps, 3 x GP 31 for Engines, 1 x GP 31 for house
- Battery charging system
- Battery switches emergency paralleling
- Battery switches remote operated
- Bilge lights, center aft compartment LED
- Bilge Pumps 4 x 12 volt automatic
- Bonding system
- Carbon monoxide detector
- Exhaust fan, generator compartment 12 volt
- Exhaust fan, shower compartment 12 volt
- Fresh water pump 12 volt pump
- Galvanic Isolator
- Gray water pump 12 volt
- Holding tank, direct overboard discharge for toilet with Y valve
- Indicator light, reverse polarity
- Mechanical room lights 12 volt four pc
- Navigation lights, 12 volt
- Raw water wash down pump 12 volts
- Shore power inlet, aft, AC, 50 AMP 120/240 volt/ 60 Hz
- Tank gauges for gasoline, diesel, water and waste



- Trim tabs 12 volt dual pump BXT series with auto retract
- Water heater ( 11 Gallon) , 240 volt
- Windshield wipers, 12 volt with speed control auto park and washer
- Wiring, marine-grade tin-plated copper

---

## Manufacturer Provided Description

---

The Intrepid 410 Evolution is what 32 years of evolution looks like. Always evolving and pushing ourselves to the next level, Intrepid Powerboats is very proud to introduce the next level of high-end yachts. The Intrepid 410 Evolution is a 41.19-foot byproduct of 32 years of evolution and 2 years of creation. And when you experience it, there will be no doubt in your mind it was well worth the wait.

The bullet-style console, an innovative, aerodynamic design to maximize visibility, exudes the sheer power and style of this 400 Center Console. At the helm, with optional power seating, tilt wheel and seating choices, a massive dashboard features the latest flat screen technology and ergonomic accessory switches installed to the owner's preferred specifications. A serious array of fishing amenities include a 5'2" forward in-floor insulated fishbox with macerator pumps, 9-foot gunwale rod lockers, a variety of optional large bait wells, and 15 stowage compartments. In addition, Intrepid will always customize each boat to suit the owner's personal fishing style with options such as a fiberglass T-top supported by sturdy 3-inch diameter bars, outriggers, rod racks, additional bait wells and the latest in electronic and navigational packages.

---

## Exclusions

---

Owner's personal belongings.

---

## Disclaimer



---

The Company offers the details of this vessel or yacht in good faith but cannot guarantee or warrant the accuracy of this information nor warrant the condition of the vessel. A buyer should instruct his representatives, agents, or his surveyors, to investigate such details as the buyer desires validated. This vessel or yacht is offered subject to prior sale, price change, or withdrawal without notice.

---

# PHOTOS

---












**Manufacturer Provided Image**

**Manufacturer Provided Image**



# CONTACTS

---

Andrey Shestakov, leading yacht broker of the sales department of Shestakov Yacht Sales Inc. Shestakov Yacht Sales Inc., the official representative of the Miami/Fort Lauderdale FL headquarters.

## Contact details

---

Email: **andrey@shestakovyachtsales.com**

Web: [shestakovyachtsales.com/en/](http://shestakovyachtsales.com/en/)

## Telephones

---

USA: **+1(954)274-4435**

## Office hours

---

Monday – Saturday: **9:00 - 21:00** EDT

Sunday: **closed**

## Address

---



Harbour Towne Marina, 850 NE 3rd St, STE 213, Dania, FL 33004