

LADY M — HORIZON



Судостроитель: HORIZON

Год постройки: 2001

Модель: Моторная яхта

Цена: ЦЕНА ЯХТЫ ПО ЗАПРОСУ

Местонахождение: United States

Длина общая: 65' 0" (19.81m)

Ширина: 17' 9" (5.41m)

Макс. осадка: 5' 6" (1.68m)

Крейс. скорость: 16 Kts. (18 MPH)

Макс. скорость: 20 Kts. (23 MPH)

Купить **LADY M — HORIZON** а также выбрать подходящую вам яхту из нашего **каталога яхт** вам поможет опытный яхтенный брокер Андрей Шестаков. На сегодняшний день компания **Shestakov Yacht Sales Inc.** имеет большое количество яхт в **собственном списке продаж**, а также тесно сотрудничает со всеми крупными **яхтенными производителями** по всему миру.

Для того чтобы купить яхту **LADY M — HORIZON** а также проконсультироваться по любому вопросу связанному с покупкой, продажей, чартером яхт позвоните по телефону **+7(918)465-66-44**.

ОГЛАВЛЕНИЕ

ОГЛАВЛЕНИЕ	2
ХАРАКТЕРИСТИКИ	4
Обзор	4
Основная информация	4
Размеры	4
Скорость, вместимость и масса	4
Размещение	5
Корпус и палуба	5
Информация о двигателе	5
ПОДРОБНОЕ ОПИСАНИЕ	6
Vessel Walk-through	6
Updates 2016-2018	6
Galley	6
Lower Helm Station	7
Master Stateroom	7
VIP Stateroom 1	7
Guest Stateroom 2	7
Guest Head and shower	8
Captains Quarters	8
Deck	8
Fly Bridge	9
Electrical Equipment	9
Engines and mechanical	10
Исключения	11
Отказ от ответственности	11
ФОТОГРАФИИ	12
AFT DECK	12
AFT DECK	12

AFT DECK DINING SEATING FOR 8 GUEST	12
AFT DECK	12
COCKPIT DOCKING STATION	12
WIDE BRIDGE STAIRS	12
BRIDGE STAIRS COVER AND SAFETY RAIL	13
BRIDGE STAIRS LOOKING DOWN	13
BRIDGE AFT DECK	13
BRIDGE BAR	13
BRIDGE OUTDOOR KITCHEN W/GRILL	13
BRIDGE REFRIGERATOR W/ICE MAKER	13
BRIDGE HAARD TOP WITH ENCLOSURE	13
BRIDGE	14
BRIDGE DINING TABLE	14
BRIDGE HELM	14
BRIDGE HELM	14
BRIDGE HELM	14
START. ENGINE HOURS RECORDED SEP 7TH	14
GARMIN 741XS PLOTTER	14
SIMRAD AUTO PILOT AND TRIM TAB GAUGES	15
КОНТАКТЫ	22
Контактная информация	22
Телефоны	22
Время работы	22
Адрес	22

ХАРАКТЕРИСТИКИ

Обзор

2001 Horizon 65FBMY has been loving cared for by her knowledgeable owners. She is fully equipped with a factory Hard-top and Custom EZ2CY enclosure installed in 2016). Powered by desirable twin Caterpillar 3406 (800hp) with 2,000hrs. (The 2,000hr service was completed in April 2016 at 1,700hrs) She features a New updated galley (2016), Naiad Fin-Stabilizers, ABT Bow Thruster, Water maker, twin Onan generators, inverter system, hydraulic swim platform, New 2016 A/B 12' tender with 30hp Honda.

Основная информация

Тип судна: Моторная яхта

Подкатегория: Pilothouse

Модельный год: 2001

Год постройки: 2001

Страна: United States

Размеры

Длина общая: 65' 0" (19.81m)

Ширина: 17' 9" (5.41m)

Макс. осадка: 5' 6" (1.68m)

Скорость, вместимость и масса

Крейс. скорость: 16 Kts. (18 MPH)

Макс. скорость: 20 Kts. (23 MPH)

Водоизмещение: 88000 Pounds

Вместимость воды: 300 Gallons

Вместимость сточного бака: 150 Gallons

Объем топливного бака: 1400 Gallons

Размещение

Всего кают: 3

Всего коек: 5

Всего ком. состава: 3

Корпус и палуба

Материал корпуса: Fiberglass

Информация о двигателе

Двигатели: 2

Производитель: Caterpillar

Модель: 3406

Тип двигателя: Inboard

Тип топлива: Diesel

ПОДРОБНОЕ ОПИСАНИЕ

Vessel Walk-through

Sleeps 6 in 3 staterooms. Crew accommodations in Aft utility room. Exterior features include a spacious aft deck and full walk-around side decks with 2 ft. bulwarks. Port and starboard curved stairways on aft deck lead down to a large swim platform and an water-tight entrance door in the center of the transom, which accesses the utility area, crew area and engine room. The curved stairway to flybridge is on the port side of the aft deck. The interior throughout the main deck, forward companionway and the master stateroom are finished in a high gloss cherry wood featuring burled counter tops. The forward VIP stateroom, guest stateroom and aft cabin areas are finished in high gloss Birdseye maple. Entering the salon from the aft deck through the opening stainless sliding door, the large side windows allow plenty of natural light inside and offer an exceptional view of the outer surroundings. Moving forward from the salon and up one step between the china cabinets with see through glass doors is the open spacious galley to starboard and a large dinette to port. Next forward to starboard is the side entry door followed by the lower helm with full electronics and instrumentation. The stairway to the forward port side of the lower helm leads down to the full-beam mid-ship master stateroom and a full beam head and shower compartment featuring separate bathrooms His & Hers bathrooms with a Bidet and walk through shower accessible from both sides. The VIP guest stateroom is forward. The aft guest stateroom, guest/day head, utility/laundry area and engine room are located below deck aft, and is accessed from the interior via a stairway on the port side aft in the main salon. This provides complete privacy for the owners and guests in the forward section.

Updates 2016-2018

12ft A/B Inflatable Tender and 30hp Honda - 2016 EZ2CY-Flybridge Hardtop Enclosure with shades - 2016 Galley refit with New appliances and Countertops - 2016 LED lighting - 2016 AIS - 2016 Link7 wifi access - 2016 Upgrade fire system - 2016 New Gel Batteries - 2017 A/C Air handlers -(1)-2016 (2)-2017 Garmin 741 - 2017 High gain cell antenna - 2017 UV Sterilizer for Watermaker - 2018 Viking Liferaft service - July 2018 New tint on salon windows- 2017 New floor tiling in both Master and VIP Heads and showers- 2018 New Flat screen TV's (2)- 2018

Galley

Just forward of the salon and up one step to the starboard side is the galley, fully equipped with plenty of storage and work space. The counter tops are updated granite and the sole is wood. The refrigerator and freezer and appliances have been replaced.

Directly across from the galley to the port side is the dining area with a oval table topped in high gloss burl with plenty of seating on the curved leather seating area. The entire dining area is open to the galley and pilothouse, which is very spacious and gives that light and airy feel

Lower Helm Station

The lower helm station located forward of the galley and adjacent to the dinette has excellent visibility. The single helm seat is upholstered in blue leather with a cherry wood and stainless steering wheel. All instruments and electronics are mounted on the console and are placed within easy reach and view of the helmsman. The door to the side decks is starboard of the helm chair. The circuit breaker panels, voltage meters and Generator controls are located in this area.

Master Stateroom

The full beam master stateroom is finished in hi-gloss cherry wood. The aft bulkhead of the stateroom is finished with a beveled mirror in a sunburst pattern. There are built-in nightstands on both sides. On the starboard side of the room is a built-in vanity/dressing table with drawers and a mirror under the hinged table top. To port is a dressing table with drawers. A large walk-in closet with built in chest of drawers and a full length hanging locker are on the forward port side. A third smaller closet is forward to starboard. The flat screen TV is built-in to the forward bulkhead. The entry doors to the separate His & Hers bathrooms are to port & starboard. The full beam head/shower compartment features: New tile floors, marble countertops, Grohe fixtures, and Vacuflush heads. The starboard bathroom features a Bidet in addition to the Vacuflush head. The large walk through shower has locking frosted glass swinging doors on both sides.

VIP Stateroom 1

The VIP guest stateroom is in the forward lower deck area. The center-line queen size berth has built-in nightstands on both sides. There is a beveled mirror above the upholstered headboard. There are storage drawers to port & starboard. Hanging lockers are situated at the foot of the berth, port and starboard. In addition there is a full length closet to starboard. A Flat screen TV is built into the bulkhead. This stateroom is finished in high gloss Birdseye maple. The private VIP head has New tiled floors, marble countertops, Vacuflush head and a large circular shower.

Guest Stateroom 2

The guest stateroom is located in the aft section of the lower deck and accessed from the stairway in the salon. The guest stateroom has side by side twin berths with storage below, adjustable reading light, built-in nightstand with drawers below and hanging locker. The guest stateroom is finished in Birdseye maple.

Guest Head and shower

The large guest head is across the passage way of the aft guest stateroom and features a separate shower stall w/glass doors, Vacuflush head, Vanity with marble countertop, and port light. This is also shared as the crew head.

Captains Quarters

The crew/utility cabin is a large room located aft of the guest head. It features a single twin berth on the forward bulkhead. There is a door to the swim platform, allowing for a separate entry for the crew and access to the day head. This room is finished in birdseye maple.

- Stainless steel sink basin
- Kenyon 2-burner cooktop
- Microwave oven
- GE Washer
- GE Dryer

- U-line Refrigerator w/icemaker
- Overhead speakers
- Recessed lighting
- Abundant Storage
- Non-skid rubber sole

Deck

Deck

- Transom shower
- Swim platform
- Swim ladder in platform
- Life jackets
- 316 stainless side stanchions
- Watertight transom door
- Boarding gates (4)
- Deck lights

- 130 lbs. stainless anchor
- Maxwell 3500 windlass
- Electric air horn

- Storage lockers
- 316 stainless steel hand rails
- Windshield shades
- Windshield wipers and washers
- Glendinning Cablemaster w/50' cord aft (2)
- Coast Guard safety package
- Dock lines
- Fenders
- Navigation lights
- Electric controlled search light
- Transom light
- Hydraulic Swim Platform

Fly Bridge

A large curved stairway leads from the aft deck to the expansive flybridge. The helm is forward to port and visibility is excellent in all directions. Aft of the helm is a built-in fiberglass cabinet that houses a refrigerator/ice maker, barbecue grill, 2-burner hot plate, and a sink. Across from the helm to starboard is a large C-shaped seating area with a adjustable Hi-Lo table. Further aft is a large storage cabinet. Aft of this is a large deck area, the flybridge is covered by a factory fiberglass hardtop with Newer Custom EZ2CY enclosure.

Electrical Equipment

Electrical

- 120V,240V AC electrical system
- 12V,24V DC electrical system
- Electrical bonding system
- Onan 27.5 kW generator
- Onan 13.5 kW generator
- Battery chargers (3)
- Battery condition gauge

- 12V battery for generator starting
- (6) batteries , house & engines
- (2) 50 amp dockside electrical cables w/Cablemasters
- AC,DC lighting system

- Voltage meters
- Cable, telephone inlets aft
- Battery parallel switch
- Generator control switches (LH)
- Automatic Inverting / charging system
- Magnum 4kw Invertor/charger with auto start controller to start Generator when batteries reach predetermined discharge

Engines and mechanical

The stand up engine room is located forward of the crew area and features include diamond aluminum deck plates and two stainless grab rails overhead, which run the full length between the engines.

- Hydraulic bow thruster by American Bow Thruster
- Sealand Vacuflush heads
- 64000BTU Marine-air conditioning
- Hynautic hydraulic engine controls
- Fireboy automatic/manual fire control system
- Fuel management system
- Oil transfer system
- Raw water sea strainers
- Naiad stabilizers
- Caterpillar electronic engine synchronizers
- Tankwatch holding tank monitor system
- ZF transmissions
- (2) Alternators
- Air induction system
- Bilge blowers

- Mechanical engine hour meters
- Engine room sound insulation
- Racor fuel filters for each generator
- Dual Racor fuel filters w/gauges for each engine
- Fuel shut-off valves
- Mechanical gauges
- 20 gal. hot water heater
- Bilge pumps
- 1400 gal fuel tanks split port & starboard
- Water filtration system
- Bilge alarm
- High water alarm
- Underwater exhaust system w/mufflers

- Hydraulic pump on port engine for thrusters & windlass
- AC fresh water pumps

Исключения

При продаже яхты исключаются личные вещи владельца.


Отказ от ответственности

Компания предоставляет описание судна или яхты добросовестно, но не может гарантировать точность этой информации, а также не ручается за техническое состояние. Покупатель должен проинструктировать своих агентов или оценщиков исследовать представленную информацию более подробно, по собственному желанию. Продажа судна или яхты, изменение цены или снятие с продажи будет происходить без предварительного уведомления.


ФОТОГРАФИИ



AFT DECK




AFT DECK



**AFT DECK DINING SEATING FOR 8
GUEST**





AFT DECK




COCKPIT DOCKING STATION




WIDE BRIDGE STAIRS




BRIDGE STAIRS LOOKING DOWN




BRIDGE STAIRS COVER AND SAFETY RAIL





BRIDGE AFT DECK





BRIDGE BAR





BRIDGE OUTDOOR KITCHEN W/GRILL BRIDGE REFRIGERATOR W/ICE MAKER




BRIDGE HAARD TOP WITH ENCLOSURE




BRIDGE




BRIDGE DINING TABLE




BRIDGE HELM




BRIDGE HELM




BRIDGE HELM










GARMIN 741XS PLOTTER



**START. ENGINE HOURS RECORDED
SEP 7TH**



SIMRAD AUTO PILOT AND TRIM TAB GUAGES
















КОНТАКТЫ

Андрей Шестаков (Andrey Shestakov) – ведущий яхтенный брокер отдела продаж яхт и судов компании Shestakov Yacht Sales Inc. Официальный представитель Shestakov Yacht Sales Inc. для русскоговорящих клиентов в центральном офисе компании в Майами/Форт Лодердейл/Флорида/США.

Контактная информация

Email: **andrey@shestakovyachtsales.com**

Web: shestakovyachtsales.com

Телефоны

Краснодарский край: **+7(918)465-66-44**

США, Майами, Флорида: **+1(954)274-4435**

Время работы

Понедельник – Суббота: **9:00 - 21:00** EDT

Воскресенье: **Закрето**

Адрес



Harbour Towne Marina, 850 NE 3rd St, STE 213, Dania, FL 33004