

SEA ANGEL — VIKING



Builder: VIKING

Year Built: 2008

Model: Sport Fisherman

Price: PRICE ON APPLICATION

Location: United States

LOA: 45' 0" (13.72m)

Beam: 16' 4" (4.98m)

Max Draft: 4' 6" (1.37m)

Cruise Speed: 30 Kts. (35 MPH)

Max Speed: 37 Kts. (43 MPH)

Our experienced yacht broker, Andrey Shestakov, will help you choose and buy a yacht that best suits your needs **Sea Angel — VIKING** from **our catalogue**. Presently, at **Shestakov Yacht Sales Inc.**, we have a wide variety of yachts available on **our sale's list**. We also work in close contact with all the big **yacht manufacturers** from all over the world.

If you would like to buy a yacht **Sea Angel — VIKING** or would like help answering any questions concerning purchasing, selling or chartering a yacht, please call **+1(954)274-4435**

TABLE OF CONTENTS

TABLE OF CONTENTS	2
SPECIFICATIONS	5
Basic Information	5
Dimensions	5
Speed, Capacities and Weight	5
Accommodations	5
Hull and Deck Information	5
Engine Information	6
DETAILED INFORMATION	7
Accommodations	7
Salon	7
Galley	7
Master Stateroom	8
Guest Stateroom - Port	8
Guest Head - Port	8
Helm, Electronics and Navigation Equipment	9
Helm Deck	9
Cockpit	10
Fishing Equipment	10
Tuna Tower	11
Deck and Hull	11
Bridge Deck	12
Electrical Equipment	12
Mechanical Equipment and Engine Room	12
Remarks	13
Exclusions	14
Exclusions	14
Disclaimer	14

PHOTOS	15
Salon	15
Salon	15
Salon	15
Galley	15
Galley	15
Galley	15
Master Stateroom	15
Master Stateroom	15
Master Stateroom	16
Guest Stateroom	16
Head	16
Head	16
Bridge Deck	16
Bridge Deck Seating	16
Bridge Deck	16
Extra Seating / Storage	16
Helm	17
Helm Controls	17
Helm Controls	17
Tuna Tower	18
Engine Room	18
Engine Room	18
Engine Room	18
Engine Room	18
Engine Room	19
Engine Room	19
Other View	19
Profile View - Port	19

Profile View - Starboard	19
Bow View	19
Stern View	19
CONTACTS	20
Contact details	20
Telephones	20
Office hours	20
Address	20

SPECIFICATIONS

Basic Information

Category: Sport Fisherman

Sub Category: Sport Fisherman

Model Year: 2008

Year Built: 2008

Country: United States

Vessel Top: Full / Tuna Tower

Dimensions

LOA: 45' 0" (13.72m)

Beam: 16' 4" (4.98m)

Max Draft: 4' 6" (1.37m)

Speed, Capacities and Weight

Cruise Speed: 30 Kts. (35 MPH)

Max Speed: 37 Kts. (43 MPH)

Water Capacity: 150 Gallons

Holding Tank: 50 Gallons

Fuel Capacity: 848 Gallons

Accommodations

Total Cabins: 2

Sleeps: 4

Total Heads: 1

Hull and Deck Information

Hull Material: Fiberglass

Deck Material: Fiberglass

Hull Configuration: Modified V-Hull

Hull Designer: B Wilson

Interior Designer: Viking Yacht Co.

Engine Information

Engines: 2

Manufacturer: MAN

Model: V10 1100CRM

Engine Type: Inboard

Fuel Type: Diesel

DETAILED INFORMATION

Accommodations

“Sea Angel” has the popular 2-stateroom, 1-head layout. She has many custom and upgraded features throughout, including Premier Edition Décor package with brush nickel hardware. She also features Amtico Teak & Holly sole in the main cabin area. The high-gloss wood finish is in excellent condition; neutral earth tone soft-goods and countertops.

Salon

- Viking Home Theater in Salon
- Fusion MS700AVI Stereo System, 2015
- Direct Sat TV receiver
- Sony DVD & VHS player
- Sharp Flat Screen TV
- Ultra-leather upgraded sofa with lift up storage below
- Dimmers on salon overhead lights
- A/C With reverse cycle heat with temperature control
- Teak cocktail table
- Main electrical service panel
- Stereo speakers multi-directional recessed in and painted to match Headliner
- Teak cabinetry with brushed nickel push buttons
- Storage under steps
- Central Vac System

Galley

- Corian Galley countertop
- Storage in countertop
- Teak custom backsplash in Galley
- 110V Outlet under cabinet above Galley sink
- Electric range, recessed in countertop (2-burner)
- Exhaust fan, high velocity
- Garbage disposal, 2015
- Microwave/convection oven - Tappan
- Large capacity refrigerator freezer, undercounter style
- Storage cabinets and drawers in upper and lower galley
- Lighting under cabinets
- Water tank level gauge and pump indicator

- Dimmers on overhead lights
- Teak and Holly flooring

Master Stateroom

- Sharp Flatscreen TV in Master Stateroom
- SAT TV Receiver
- Stereo speakers with adjustable volume
- Island double bed with upgraded mattress (System 3) and lift-up top with gas piston and Maple lined underneath
- Master Stateroom door catch to keep door open while underway
- Air conditioning with reverse cycle heat with temperature control
- (2) Large drawer storage under bed
- (2) Teak hanging locker, maple-lined
- Overhead Halogen lights and decorative indirect rope lighting underneath bed platform
- Overhead reading lights with separate switches
- Carpeting

Guest Stateroom - Port

- Upper/lower berths and lift up lower bunk top with Maple lined storage underneath
- Air conditioning with reverse cycle heat
- Maple-lined hanging locker
- Overhead Halogen lights
- Stereo speakers recessed in Soffit tied into salon stereo with volume control
- Carpeting
- Hatch with screen

Guest Head - Port

- Brushed nickel fixtures in shower and faucet
- Teak face on lower vanity
- Vacuflush electric head
- Exhaust fan with vent Soffit
- Overhead Halogen lights recessed in Soffit/ceiling
- Medicine cabinet with mirrored doors and trim
- 120V Receptacle
- Shower light
- Stall shower with fiberglass with seating
- Hatch with screen

- Teak and Holly flooring

Helm, Electronics and Navigation Equipment

- Electronics package (New May 2016)
- (2) Garmin 8617 Glass Bridge multifunction displays, includes GPS/Chart Plotter, Camera/video, as well as displaying radar/weather/CHIRP recording depth sounding
- (2) Garmin GMI 20 color digital data displays
- Garmin GMR 2526 xHD2 radar with 6foot open array, 25kWw
- Garmin GSD26 Black Box CHIRP sounder module with new transducer
- Garmin GXM 52, Sirius weather module / XM radio
- Garmin autopilot, GHP Reactor
- (2) Icom M506 VHF radios, new antennas
- 3rd VHF with command mic in tower
- Garmin 7612 GPS/plotter/sounder (in tower)
- KVH SAT TV antenna dome
- Globalstar 2900 SAT phone
- Fusion Stereo remote panel, new amps & speakers/Sub-Woofer
- Ritchie magnetic compass
- ACR Remote spotlight

Helm Deck

- Molded hardtop painted Whisper Grey underside
- Molded in lighting beneath hardtop
- (3) Stidd upgraded helm chairs
- ACR Spotlight
- Push knob catches for electronic boxes
- Helm A/C
- Bow thruster control in shifting handles
- Remote wireless bow thruster control
- Electronic single lever controls
- Electronic trolling valves
- (3) Wiper controls with washers
- Fusion stereo remote
- Helm & chair covers
- Power-assist steering
- Recessed electronics boxes with hinged access
- Helm pod with chrome wheel
- Teak deck on Helm level
- Custom varnished Teak cocktail table on command deck

- U-line Refrigerator with ice maker
- Tackle center

Cockpit

- Stainless steel gas springs upgrade for all Cockpit lids and access points
- Awlgrip cockpit Lazarette and all bilges and anchor locker
- Cockpit tackle center with cutting board and drawers below
- Y-valve in dockside water inlet to fill water tank
- Dual thermostat for Cockpit freezer
- Cabinet with storage for gaffs and/or other accessories located under starboard forward gunwale
- Dockside electric connection - 50 amp/220V
- Cablemaster located in starboard cabinet under forward gunwale
- Engine Room access with door and non-slip steps to Engine Room
- Indirect rope lighting under coaming
- Insulated drink box under mounted in command deck step for direct access from Cockpit
- Lazarette hatch with access to steering, trim tabs, drain pumps
- Molded-in tackle center with bait prep station featuring cutting board with custom fitted lid, tackle cabinet with pull-out drawers and push release door below and large, deep freezer to port
- Recessed in deck fish box, insulated and removable with pump out and drain plate with large holes for easy pump-out and cleaning
- Transom live well
- Floor-mounted live bait well
- Release Marine teak Battle Saddle fighting chair (2014)
- (4) Rupp rod holders, flush-mounted
- Sea Water wash-down with pump in engine room and supply under forward gunwale
- Self-bailing Cockpit with large Cockpit scuppers
- Stereo speakers powered from Salon stereo with volume control
- Storage locker with shelf and push release door molded in at starboard side of Salon steps
- Transom swim steps at transom door
- Walk-through transom door with lift gate
- Line from oil change system to Cockpit dockside box

Fishing Equipment

- Palm Beach Towers Full Tuna Tower (2013)
- Rupp double spreader outriggers (2013)

- Rupp shotgun outrigger (2013)
- Transom live well
- In floor live well
- Release Marine Teak Battle Saddle fighting chair (2014)
- Cockpit bait freezer
- Underwater lights, Ocean LED (updated May 2016)

Tuna Tower

- Palm Beach Towers Full Tuna Tower (2013)
- Molded Hardtop and standing platforms
- Seat back on tower aft rail for seating
- Molded-in navigation lights
- Molded-in Lumitec spreader lights
- Power Hydraulic wheel steering
- Electronic engine control binnacle
- Main engine start and stop switches
- Trim tab switches
- Horn button
- Molded-in lighting over helm deck
- Dual trumpet air horns
- Icom Ram mic
- Garmin 7612 GPS/plotter/sounder, flush-mounted
- Racks installed for kite/paddle/surf boards
- Clearing rod holders, aft tower legs
- Aft rail rocket launcher across Hardtop

Deck and Hull

- Veem propellers, 5-blade Interceptors
- Enclosure 4sided track to track SeaCrylic with side & back panels
- (4) Underwater lights Ocean LED (replaced May 2016)
- Custom blue boot stripe
- (4) Fiberglass Hardtop with molded-in quartz lights
- Lewmar Windlass
- Hand rails fastened Hardtop perimeter rail
- Rubrail painted to match gelcoat
- Oval exhaust outlets
- Fiberglass through hulls and tank vents
- Light Blue Hull color
- Teak toe rail (varnish May 2016)
- Windshield covers

- Revere life raft, mounted on top of Hardtop (2014)
- Water spigot in anchor locker

Bridge Deck

- Teak bridge deck sole
- Sunbrella drip dry foam IPO standard for bridge cushions
- Fire System control with automatic and manual discharge and override system located at console
- L-Shaped lounge seating with storage beneath
- Uline refrigerator/icemaker in starboard command deck cabinet
- Windshield cover
- Stereo speakers tied into stereo system in Salon with volume control in radio box
- Storage cabinet
- (2) Trumpet style air horns
- Windshield, raised wrap-around front and sides
- Jump seat to starboard
- Custom painted helm to reduce glare, Whisper Grey

Electrical Equipment

- Onan 17.5kW generator and sound shield
- Batteries, (2) independent 24V banks mounted in fiberglass storage boxes
- (2) Newmar Phase Three battery chargers, 24v45amp and 24v95amp (1 charger brand new 7/2016)
- Battery distribution panel with battery disconnects
- Battery Parallel System for main engines and generator start
- Charles ISO boost voltage stabilizer isolation transformers for more consistent, cleaner voltage

Mechanical Equipment and Engine Room

- 1000 Hour service by Scott Marine Power (2016)
- Heat Exchanger: 2 Year service by Marine Diesel Specialists (September 2018)
- Upgrade Engines to MAN V10 1100 CRM (CommonRail)
- MAN Emergency back-up control panels in lower helm cabinet
- Onan 17.5 kW generator in sound shield box
- Charles ISO boost voltage stabilizer transformer
- Fuel priming pumps 24V
- Awlgrip Engine Room
- Engine Room entrance gauges installed directly into Fiberglass

- Start and stop switches, Engine Room entrance
- Remote mounted starboard engine lube oil filter to inboard side
- Generator gas/water separator for standard generator
- Line from oil change system to Cockpit dockside box
- 110V Outlet on aft bulkhead at entrance to Engine Room
- Awlgrip brass thru hulls and sea strainers in Engine Room and forward
- Snow white painted fuel filters and pumps
- Bilge pumps with additional dry-out pumps in keel area linked into monitoring system and connected to float switches for automatic and manual operation
- Fresh water supply in Engine Room for general maintenance and cleaning
- Fuel priming pumps for main engines, manual
- Electric fuel gauges, main & auxiliary
- Fuel Transfer System 24V DC pump, remote switch by companion seat panel
- Racor fuel/water separator filters for main engines (with pressure gauges) & generator
- ESI Fuel Polishing System
- Internal sea strainers for generator, air conditioning and all other sea water pickups
- Oil Changing System, gear type pump for main engines, transmissions and generator
- Remote mounted oil filters inboard
- Water heater – dual element, quick recovery
- (2) Y-valve emergency bilge pumps
- Engine room camera with video feed to helm monitor
- Engine Room lighting AC/DC
- Parmax saltwater wash-down pump
- Dripless shaft logs with spare seals in keepers
- SeaFire manual/automatic Fire Extinguishing System
- Emergency engine shutdown switches

Remarks

The Viking 45' Express may be the best of any production open Sport Fisherman, but "**Sea Angel**" uniquely defies her age as she has been updated consecutively by two very detailed owners. She was a custom built by Viking Yacht and is loaded with options throughout, including MAN 1100 Common Rail Power. Since delivery only approximately 1472 hours of use. Her desired two cabin layout is richly appointed with a custom Premier Edition décor. She features a Palm Beach Towers Tuna Tower (New in 2013), as well as a brand new Garmin/Icom package by Offshore Marine Electronics, plus a bow thruster. The Teak soled helm deck has two reverse cycle A/C units and three Stidd helm seats, lounge settees & Teak cocktail table. She is a true performer in all conditions and you will not be disappointed in any way.

Exclusions

"Sea Angel" is a registered name and does not convey. Exclusions are to include but are not limited to, all owner's personal items. A detailed list of exclusions will be provided at the time of sale, upon written request.

Exclusions

Owner's personal belongings.

Disclaimer


The Company offers the details of this vessel or yacht in good faith but cannot guarantee or warrant the accuracy of this information nor warrant the condition of the vessel. A buyer should instruct his representatives, agents, or his surveyors, to investigate such details as the buyer desires validated. This vessel or yacht is offered subject to prior sale, price change, or withdrawal without notice.

PHOTOS


Salon




Salon




Salon



Galley




Galley




Galley



Master Stateroom



Master Stateroom



Master Stateroom



Guest Stateroom



Head



Head



Bridge Deck




Bridge Deck Seating



Bridge Deck



Extra Seating / Storage








Helm



Helm Controls




Helm Controls







Tuna Tower




Engine Room



Engine Room



Engine Room



Engine Room




Engine Room



Engine Room




Other View



Profile View - Port




Profile View - Starboard



Bow View



Stern View



CONTACTS

Andrey Shestakov, leading yacht broker of the sales department of Shestakov Yacht Sales Inc. Shestakov Yacht Sales Inc., the official representative of the Miami/Fort Lauderdale FL headquarters.

Contact details

Email: **andrey@shestakovyachtsales.com**

Web: shestakovyachtsales.com/en/

Telephones

USA: **+1(954)274-4435**

Office hours

Monday – Saturday: **9:00 - 21:00** EDT

Sunday: **closed**

Address



Harbour Towne Marina, 850 NE 3rd St, STE 213, Dania, FL 33004