

2016 BOSTON WHALER 420 OUTRAGE — BOSTON WHALER



Судостроитель: BOSTON WHALER

Год постройки: 2016

Модель: Яхты с центральной
КОНСОЛЬЮ

Цена: ЦЕНА ЯХТЫ ПО ЗАПРОСУ

Местонахождение: United States

Длина общая: 42' 0" (12.80m)

Ширина: 13' 0" (3.96m)

Макс. осадка: 2' 7" (0.79m)

Купить **2016 Boston Whaler 420 Outrage — BOSTON WHALER** а также выбрать подходящую вам яхту из нашего **каталога яхт** вам поможет опытный яхтенный брокер Андрей Шестаков. На сегодняшний день компания **Shestakov Yacht Sales Inc.** имеет большое количество яхт в **собственном списке продаж**, а также тесно сотрудничает со всеми крупными **яхтенными производителями** по всему миру.

Для того чтобы купить яхту **2016 Boston Whaler 420 Outrage — BOSTON WHALER** а также проконсультироваться по любому вопросу связанному с покупкой, продажей, чартером яхт позвоните по телефону **+7(918)465-66-44**.

ОГЛАВЛЕНИЕ

ОГЛАВЛЕНИЕ	2
ХАРАКТЕРИСТИКИ	3
Обзор	3
Основная информация	3
Размеры	3
Скорость, вместимость и масса	4
Размещение	4
Корпус и палуба	4
Информация о двигателе	4
ПОДРОБНОЕ ОПИСАНИЕ	5
2016 Boston Whaler 420 Outrage	5
Исключения	11
Отказ от ответственности	11
ФОТОГРАФИИ	13
КОНТАКТЫ	15
Контактная информация	15
Телефоны	15
Время работы	15
Адрес	15

ХАРАКТЕРИСТИКИ

Обзор

Features and Highlights Include:

- Quad Mercury 350's with Joystick Piloting
- Bow Table with Filler Cushion
- Multi-Color Underwater Lighting
- Freezer Plates in STBD Fishbox
- Theft Deterrence System
- Raymarine Electronics
- Radar with SAT Weather

Основная информация

Тип судна: Яхты с центральной
консолью

Подкатегория: Walk-around

Модельный год: 2016

Год постройки: 2016

Страна: United States

**Номер регистрации в береговой
охране:** 1268785

Размеры

Длина общая: 42' 0" (12.80m)

Ширина: 13' 0" (3.96m)

Макс. осадка: 2' 7" (0.79m)

Трапы: 14' 2" (4.32m)

Скорость, вместимость и масса

Водоизмещение: 22000 Pounds

Чистый вес: 25 Pounds

Вместимость воды: 60 Gallons

Вместимость сточного бака: 20 Gallons

Объем топливного бака: 600 Gallons

Размещение

Всего кают: 1

Всего коек: 2

Спальные места: 2

Всего ком. состава: 1

Корпус и палуба

Материал корпуса: Fiberglass

Цвет корпуса: Sand Metallic

Информация о двигателе

Двигатели: 4

Производитель: Mercury

Тип двигателя: Outboard

Тип топлива: Gas

ПОДРОБНОЕ ОПИСАНИЕ

2016 Boston Whaler 420 Outrage

Specifications

- 10" SS Cleats
- Acrylic Transom Door w/SS Latch
- Boarding Ladder at Transom
- Full Coaming Bolsters
- Livewell-Pressurized Insulated
- Rod Holders
- Self-bailing Cockpit Sole
- Center Helm Layout
- Mercury SmartCraft Vessel View
- Stereo - FUSION
- Open Windshield Hardtop System
- Deluxe Leaning Post/Bait Prep Cent
- Enclosed Head Compartment
- Bilge Pump
- Dockside Cable TV Inlet
- Electric Trim Tabs w/Indicator
- Freshwater Pull-out Hot & Cold
- Transom Shower
- Raw-water Washdown w/Retractable Hose Reel at Mid-ship
- SS Propellers

Base and Options

- Sand Metallic (Black Graphics)
- White rubrail w/ SS insert
- Bow Table w/ Filler Cushion
- Bow Sun Shade
- Underwater Lighting (Multi color/changing)
- Receptacles 12V at Transom for Reels/Downriggers (2)
- Freezer Plates in Stbd Fishbox
- Cockpit Foldout Bench Seat-STBD
- White Hardtop Enclosure Curtains
- White Wing Curtains
- Theft Deterrence System (subscription req)
- Premium Audio Package
- 15" Raymarine Dual GS165 Electronics/Nav
- 15" GS165 Addtl Display
- Open Array Radar w/Satellite Weather

Standard Features

- All hardware 316-L stainless steel
- All rails welded 316-L stainless steel

Deck And Cockpit

- 10" stainless steel cleats (stern cockpit with gunnel board hawse pipe (2), anchor locker (1))
- 10" stainless steel pull-up cleats (bow (2), spring line (2), crosstie cleats at transom (2))
- 28" interior freeboard
- Acrylic transom door with stainless steel latch
- Anchor roller davit – stainless steel thru hull
- Boarding ladder at transom
- Bow tow eye – heavy duty polished stainless steel
- Chrome Boston Whaler logo/model designator
- Drink holders – stainless steel (4 in bow, 2 in hawse pipes, 6 at helm, 2 at console lounge, 2 at leaning post)
- Full coaming bolsters
- Lighting – LED courtesy lighting in cockpit (blue)
- Livewell – pressurized insulated (24 gallons) in aft port corner with clear lid, blue interior and red LED light
- Molded fiberglass boarding/dive door port side with removable stainless steel dive ladder with dedicated storage
- Rails – cockpit toe rails – stainless steel
- Rails – hand rails; companion way, boarding ladders, prep station – welded stainless steel
- Rails – low profile interior bow rails – welded stainless steel
- Rod holders – gunnel mounted (bow (4), aft cockpit starboard (4), port (2))
- Rod holders – transom mounted (5)
- Rod holders – under gunnel (3)
- Self-bailing cockpit sole
- Ship's bell
- Under gunnel storage shelf with downrigger weight holders (2 per side)
- White rub rail and stainless steel insert
- Windlass with 400' rode and chain with hand-held remote control, stainless steel swivel and polished stainless steel anchor (44 lbs)

Helm And Console

- A/C vents (2)
- Center helm layout
- Compass
- Dash visor

- Drink holders (2)
- Electrical switch panel with stainless steel switches with illuminated text
- Electronics mounting surface with space for triple 15" displays
- Footrest – port side passenger fold-down footrest
- Footrest molded into console with fold-down standing platform and maintenance free, anti-fatigue synthetic surface
- Lockable acrylic sliding entry door with translucent skylight inset at the top of door for natural light
- Lockable glove box with 12-V receptacles and USB charging port
- Mercury DTS dual binnacle controls with integrated engine trim controls
- Mercury SmartCraft Vessel View 7" color LCD Display (network connections to Raymarine with Navigation Package)
- Rails – grab rail – stainless steel
- Raymarine gS165 15.4" Electronics/Dual Navigation Package - includes: GPS/chart plotter/fishfinder, 1000 watt thru hull transducer, Raymarine 260 modular VHF system
- Steering wheel – cast stainless steel with knob and tilt helm
- Stereo – FUSION® full function remote control (FUSION® integration into Raymarine with Navigation Package)
- Switches – remote ignition key switches in cabin with pushbutton start/stop at helm
- Theft deterrent system with remote connectivity - includes: anti-theft security key, Boston Whaler Proprietary Vessel Monitoring System, cellular and Satellite 24 hour monitoring system providing world-wide coverage, monitor tanks, batteries, shore power, and high water sensor, remote control of cabin air-conditioning, lighting, circuits and freezer plates, telematics tracking system with GeoFence Immobilization, 1 year subscription included
- Windshield defogger with remote shutoff control

Hardtop and Windshield System

- Custom powder coated frame integrated into the deck providing clean unobstructed walkways
- Electronics box with locking latch above helm
- Ladder access to hardtop integrated into hardtop frame, port side
- Lighting – LED flood lights bow (1), cockpit (2)
- Lighting – LED navigation lights
- Lighting – LED overhead courtesy/chart light (red and white)
- Lighting – LED overhead lighting (blue)
- Open tempered side glass with upper removable rigid acrylic canvas curtain
- Outrigger ready
- Rod holders integrated onto hardtop supports (6)
- Sunshade for cockpit – telescoping polished stainless steel frame retracts and deploys electrically (black Sunbrella® canvas)

- Windshield – full tempered glass, full height with electric actuated center vent
- Windshield wipers – (1) stainless steel pantograph with wash-system

Deluxe Leaning Post/ Bait Prep Center

- 120-V outlets (2)
- Bait prep area with cutting board
- Drink holders (2)
- Electric grill with hinged solid surface lid over grill providing counter surface when not in use
- Freshwater sink with hot and cold water
- Leaning post cushion on forward side of prep-station that also converts to a 3 person bench seat providing a second row of seating
- Lighting – LED task lighting
- Livewell – pressurized with viewing window, clear lid, blue interior and red LED light
- Pump switch panel with 12-V outlet (insulated 40 gallons)
- Rail – grab rail – stainless steel
- Refrigerator – stainless steel drawer 12-V/120-V (2.3 cubic ft) (starboard side)
- Solid surface countertop
- Storage lid with tool holders, storage nets and leader holders
- Tackle storage drawers (3) (port side)

Seating

- Flip-up backrest at forward end of lounge providing wraparound seating
- Fold-away stern bench seat
- Forward console lounge with fold-down armrests, drink holders (4), backrests and removable cushion
- Forward port and starboard seats with folding backrests and drink holders (4) with stereo remote and 12-V receptacle on port side
- Helm and companion bolster style seats (3) with fold-down armrests (center seat is electrically actuated) (port and starboard seats rotate to face aft)
- Leaning post cushion on forward side of the prep station that also converts to 3 person bench seat providing a second row of seating behind the helm

Storage Exterior

- Bilge storage aft
- Bow anchor locker with drains
- Coaming storage pockets with acrylic doors in port and starboard fore deck area (4)
- Coaming storage pockets with net retainers in port and starboard helm deck area (4)
- Forward lounge storage – miscellaneous gear, fender storage or optional dive tank storage

- Insulated built-in storage/cooler compartment at forward end of the console lounge
- Insulated in-floor fishboxes with drains, helm deck (2)
- Insulated in-floor storage/fishbox with drains, fore deck (2)
- Insulated in-floor storage/fishboxes with pump-out, cockpit (2)
- Lifejacket or weather curtain storage in overhead hardtop storage compartment
- Lighting – LED lighting in storage compartments
- Lockable electronics box in hardtop
- Lockable glove box
- Prep station side pockets (2)
- Prep station storage drawers
- Storage under bow seating

Storage Interior

- Companionway hanging locker
- Galley – cabinet aft of microwave
- Galley – hinged lid integrated into countertop providing access to storage compartment
- Galley – pull-out waste receptacle and dish storage
- Head cabinetry
- Storage under interior seating

Cabin Interior

- 120-V receptacle – port side
- 12-V USB charging ports – port and starboard sides
- 28" flat screen HDTV
- Air conditioner (12,000 BTU)
- Carbon monoxide detector
- Central vacuum system with hose and attachments with dedicated storage
- Console side windows with (2) opening port lights with shades
- Convertible double berth with filler cushion; comes with fitted sheet, comforter and two regular size pillowcases
- Convertible pull-out settee
- Digital vessel control; iPad with inductive charging case, CZone App (monitor vessel systems and control DC circuits)
- Easy to clean interior materials
- Elite interior color and material package (standard)
- Hanging locker
- Hardwood cabin sole
- Hull side windows with shades
- Lighting – LED diffused courtesy lights (blue)
- Lighting – LED dffused overhead lights (white)
- Lighting – LED reading lights (2)

- Rod storage (4)
- Skylight with integrated shade system
- Stereo - includes: FUSION® integration into Raymarine with Navigation Package, FUSION® stereo DVD/CD/AMFM/VHF, USB AUX input, iPod/iPhone/Android compatible via integrated Bluetooth, Sirius XM option ready, stereo remote controls - helm and bow, MP3/Aux input, JL Audio waterproof speakers - exterior, 7.7" aft cockpit (2), helm deck (4), bow (2), 10" subwoofer, helm deck (2), JL Audio amplifiers (2), JL Audio speakers - interior, 6.5" cabin (4)
- Table - wood table that lowers to support filler cushion for forward double berth
- Throw pillows (3)

Galley

- 120-V receptacle
- 12-V receptacle
- Dedicated dish storage in pull-out drawer below sink and in a cabinet above the sink
- Microwave
- Pull-out waste receptacle
- Rail - hand rail - stainless steel
- Refrigerator/freezer - stainless steel 12-V/120-V (1.7 cubic ft)
- Sink filler - solid surface matching countertop with integral cutting board
- Sink with faucet and solid surface countertop

Enclosed Head Compartment

- Accent wall
- Electric Vacu-Flush® toilet, holding tank with vent filter, overboard discharge, dockside pump-out and tank level indicator
- Enclosed shower - rain shower head with hot and cold faucet and shower curtain providing protection of vanity area
- Flooring - solid surface tile
- Lighting - LED overhead light
- Mirror
- Opening port light
- Rail - hand rail - stainless steel
- Shower sump
- Solid surface pull-out countertop forward of vanity
- Toilet paper holder
- Vanity storage
- Vanity with sink, polished chrome faucet and backlit mirror

Mechanical

- ACR spotlight (premium)

- Advanced battery management system; in cabin electric switches and charging relays with remote paralleling
- Air conditioner (cabin) (12,000 BTU) reverse cycle
- Air conditioner (helm deck) (12,000 BTU) reverse cycle
- Battery trays (7)
- Bilge pump – high water bilge pump with alarm (2,000 GPH)
- Bilge pumps – automatic (1,100 GPH forward, 2,000 GPH aft)
- Bonding system for underwater through hull fittings
- Bow thruster (6 kW)
- Dockside cable TV inlet
- Dual 30-amp shore power inlets with battery chargers, isolation transformers and 50' shore power cords
- Dual sounder transducer mount area
- Electric dual trumpet horn
- Electric trim tabs with indicator (auto glide, dynamic running surface, dual ram)
- Engine fuel/water separators
- Freshwater anchor washdown with integrated coiled hose system
- Freshwater hot and cold water system with dockside hookup and tank level indicator integrated into VesselView
- Freshwater pull-out hot and cold transom shower
- Freshwater system with 60-gallon tank
- Freshwater washdown hot and cold retractable hose reel at mid-ship
- Fuel tanks – dual 300-gallon aluminum fuel tanks
- Generator – low CO gas (10 kW) 120-V 60 Hz with fire suppression system, automatic with manual override
- Lighting – LED cockpit and machinery space lighting
- Manifold plumbing system with individual valve per circuit
- Raw-water washdown with retractable hose reel at mid-ship
- Stainless steel propellers
- Thru hulls – cast bronze thru hulls (below waterline)
- Thru hulls – cast stainless steel thru hulls (above waterline)
- Water heater

Исключения



При продаже яхты исключаются личные вещи владельца.


Отказ от ответственности

Компания предоставляет описание судна или яхты добросовестно, но не может гарантировать точность этой информации, а также не ручается за техническое состояние. Покупатель должен проинструктировать своих агентов или оценщиков исследовать представленную информацию более подробно, по

собственному желанию. Продажа судна или яхты, изменение цены или снятие с продажи будет происходить без предварительного уведомления.

ФОТОГРАФИИ





КОНТАКТЫ

Андрей Шестаков (Andrey Shestakov) – ведущий яхтенный брокер отдела продаж яхт и судов компании Shestakov Yacht Sales Inc. Официальный представитель Shestakov Yacht Sales Inc. для русскоговорящих клиентов в центральном офисе компании в Майами/Форт Лодердейл/Флорида/США.

Контактная информация

Email: **andrey@shestakovyachtsales.com**

Web: shestakovyachtsales.com

Телефоны

Краснодарский край: **+7(918)465-66-44**

США, Майами, Флорида: **+1(954)274-4435**

Время работы

Понедельник – Суббота: **9:00 - 21:00** EDT

Воскресенье: **Закрето**

Адрес



Harbour Towne Marina, 850 NE 3rd St, STE 213, Dania, FL 33004